



US00D637912S

(12) **United States Design Patent**
Van Den Wouwer et al.

(10) **Patent No.:** **US D637,912 S**
(45) **Date of Patent:** **** May 17, 2011**

(54) **CONTAINER**

(75) Inventors: **Chris Van Den Wouwer**, Mortsel (BE);
Andrew Peter Heidel, Cincinnati, OH (US); **Gian DeBelder**, Schelle (BE); **Gil Palmon**, Cincinnati, OH (US);
Christopher Robert Kopulos, Cincinnati, OH (US)

(73) Assignee: **The Procter & Gamble Company**, Cincinnati, OH (US)

(**) Term: **14 Years**

(21) Appl. No.: **29/341,567**

(22) Filed: **Aug. 7, 2009**

(51) **LOC (9) Cl.** **09-01**

(52) **U.S. Cl.** **D9/529; D9/563; D9/564**

(58) **Field of Classification Search** D9/516,
D9/529-530, 537, 539-540, 542-543, 549-551,
D9/563-564, 571-572, 575, 435, 446-447,
D9/449; 215/306, 382-385; 220/375, 810,
220/660, 669, 675

See application file for complete search history.

(56) **References Cited**

U.S. PATENT DOCUMENTS

D49,292 S *	6/1916	West	D30/101
D49,555 S *	8/1916	Vivaudou	D9/504
D73,643 S *	10/1927	Crimmel	D9/569
D214,263 S *	5/1969	McConnell	D9/450
D245,225 S *	8/1977	Lyons	D9/529
D254,714 S	4/1980	Mascia et al.		
D254,716 S	4/1980	Mascia et al.		
D268,330 S *	3/1983	Aldrich, III	D9/542
D281,673 S	12/1985	Lampe		
D306,406 S	3/1990	Pierce et al.		
D317,407 S *	6/1991	Gray et al.	D9/529
D319,581 S	9/1991	Halm		
D319,583 S	9/1991	Halm et al.		
D370,834 S	6/1996	Hartman		
D462,270 S	9/2002	Renz		

D473,142 S 4/2003 Beaver
D475,288 S 6/2003 Hoffmann et al.
D507,184 S 7/2005 Beaver et al.

(Continued)

FOREIGN PATENT DOCUMENTS

CA 101564 3/2004

(Continued)

OTHER PUBLICATIONS

U.S. Appl. No. 29/354,855, filed Jan. 29, 2010, Kopulos, et al.

(Continued)

Primary Examiner — Ian Simmons

Assistant Examiner — Dana L Sipos

(74) *Attorney, Agent, or Firm* — Julie A. McConihay;
Leonard W. Lewis; Steven W. Miller

(57) **CLAIM**

The ornamental design for a container, as shown and described.

DESCRIPTION

FIG. 1 is a top, rear, left side perspective view of a container showing our new design;

FIG. 2 is a bottom, front, right side perspective view thereof;

FIG. 3 is a rear elevation view thereof;

FIG. 4 is a front elevation view thereof;

FIG. 5 is a left side elevation view thereof;

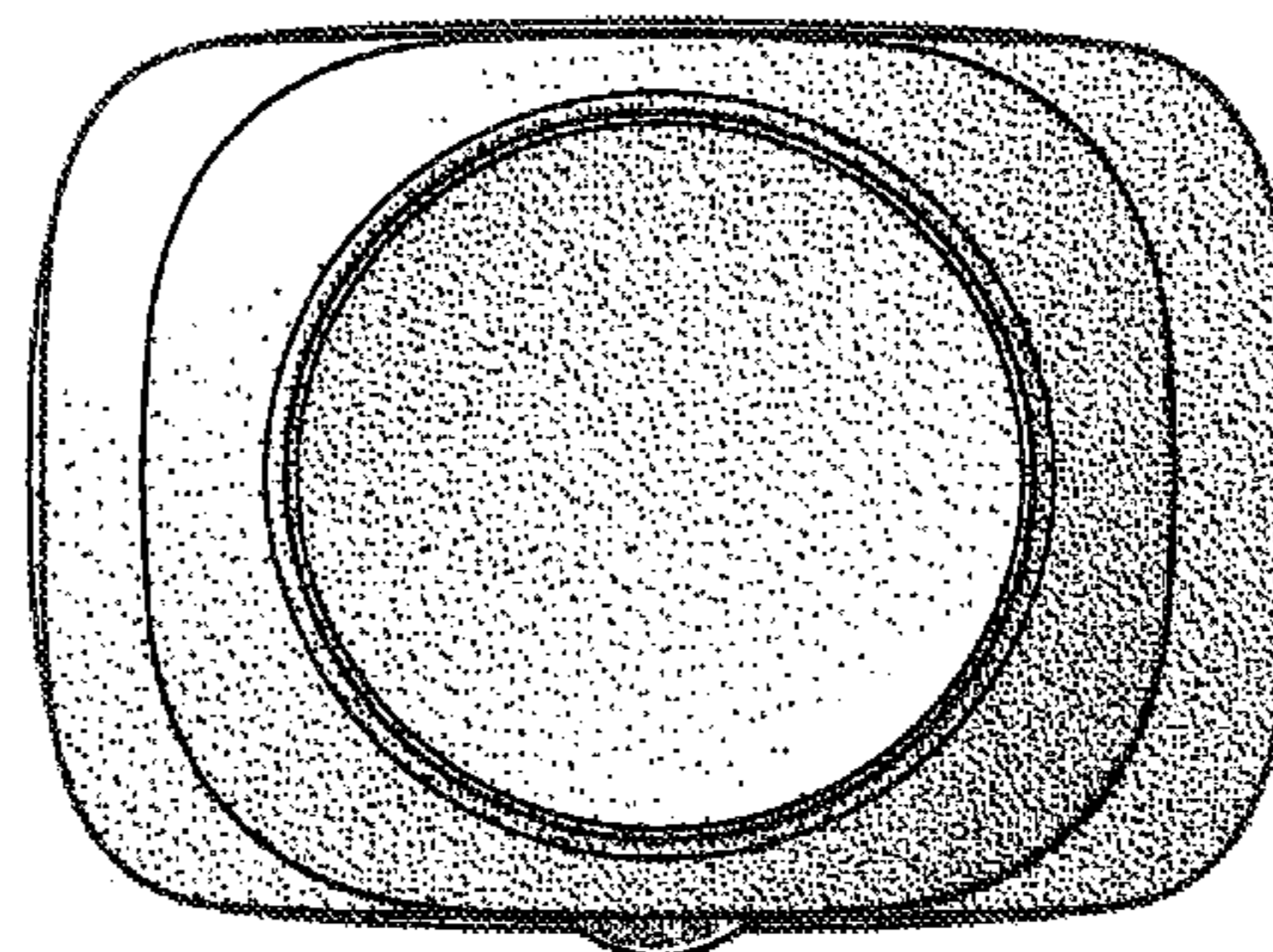
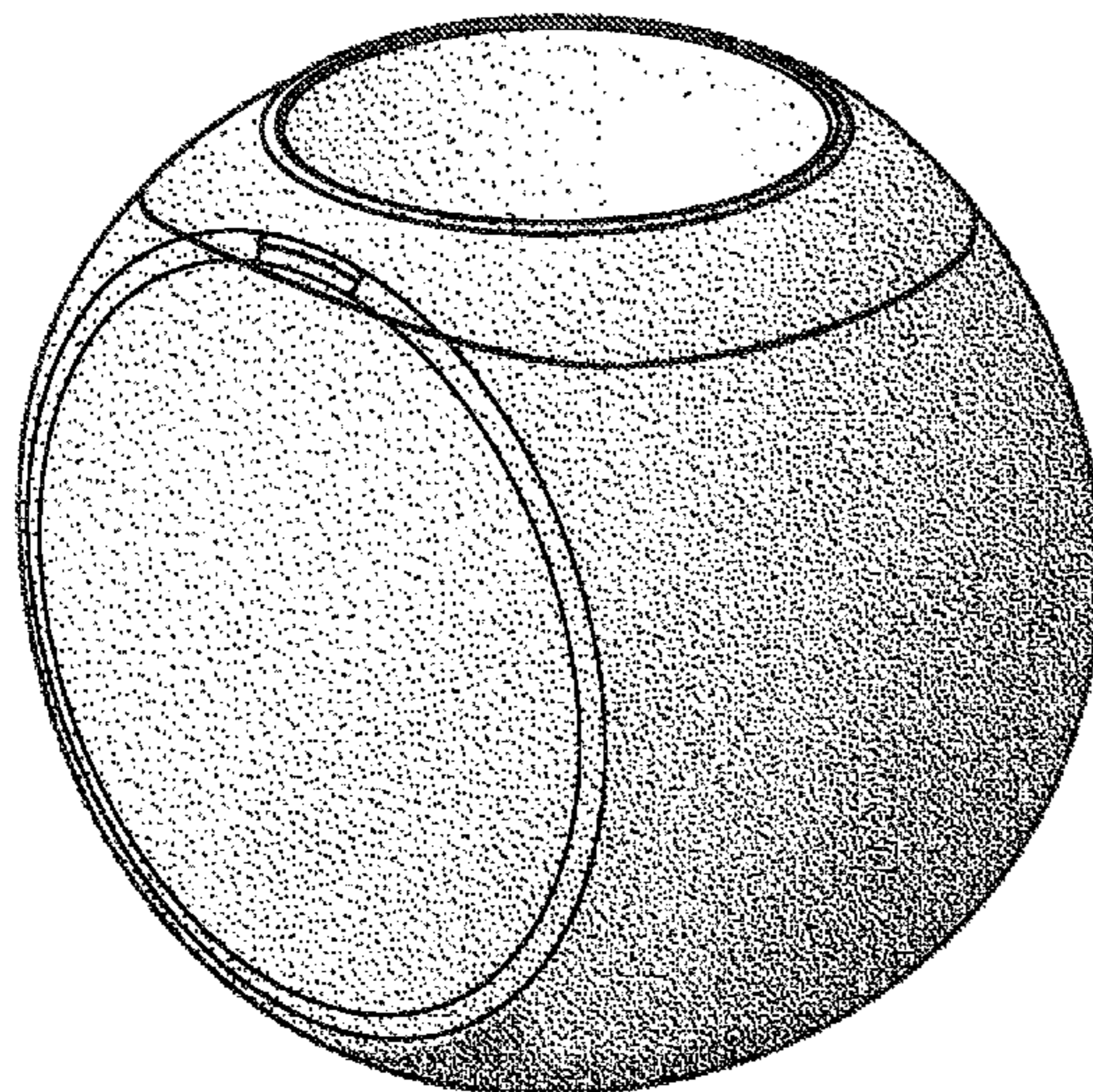
FIG. 6 is a right side elevation view thereof;

FIG. 7 is a top plan view thereof; and,

FIG. 8 is a bottom plan view thereof.

Any broken lines shown in the drawings are for illustrative purposes only and form no part of the claimed design. Certain features currently not in broken lines may be placed into broken lines in other embodiments while other features in broken lines may be placed in solid lines in other embodiments.

1 Claim, 3 Drawing Sheets



US D637,912 S

Page 2

U.S. PATENT DOCUMENTS

D509,438 S * 9/2005 Woerz D9/563
D510,461 S * 10/2005 Vu D28/66
D527,999 S * 9/2006 Jelich et al. D9/449
D529,802 S * 10/2006 Jelich et al. D9/449
D530,204 S * 10/2006 Zaidman D9/449
D550,077 S 9/2007 Lagreca et al.
D550,095 S * 9/2007 De Oliveira Neto D9/564
D553,983 S * 10/2007 Bunce et al. D9/454
D559,116 S * 1/2008 Bates et al. D9/563
D560,488 S 1/2008 Rust et al.
D568,739 S 5/2008 Darr
D572,535 S 7/2008 El-Ghouyel et al.
D576,883 S 9/2008 Carapelli
D581,288 S 11/2008 Villalobos
D584,154 S 1/2009 Fitzsimmons et al.
D585,303 S 1/2009 Fitzsimmons et al.
D586,222 S 2/2009 Little et al.
D586,223 S 2/2009 Little et al.
D587,587 S * 3/2009 Schwartz et al. D9/529

D588,088 S 3/2009 Mitchell
D592,064 S 5/2009 Kilany
D604,168 S * 11/2009 El Ghouyel D9/529

FOREIGN PATENT DOCUMENTS

CA 119729 2/2008

OTHER PUBLICATIONS

U.S. Appl. No. 29/354,867, filed Jan. 29, 2010, Kopulos, et al.
MiR Container ECD 001688128-0001to 0008 published Mar. 29, 2010.
Persil Container Unilever promotion package for liquigel capsules from early 2000.
U.S. Appl. No. 29/375,244, filed Sep. 20, 2010, Kopulos, et al.
U.S. Appl. No. 29/375,263, filed Sep. 20, 2010, Kopulos, et al.
U.S. Appl. No. 29/375,265, filed Sep. 20, 2010, Gonzalez, et al.
U.S. Appl. No. 29/375,274, filed Sep. 20, 2010, Gonzalez, et al.

* cited by examiner

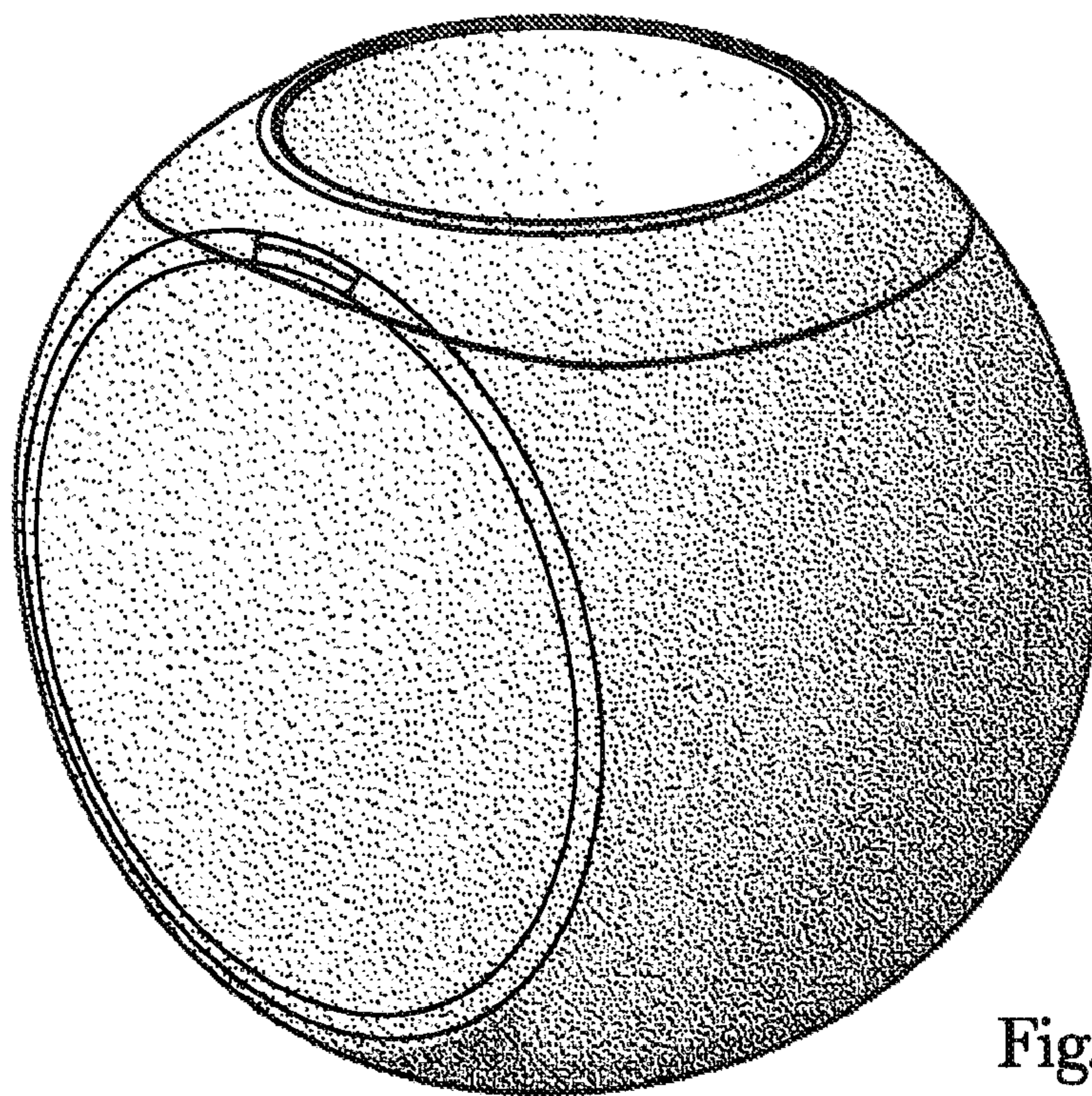


Fig. 1

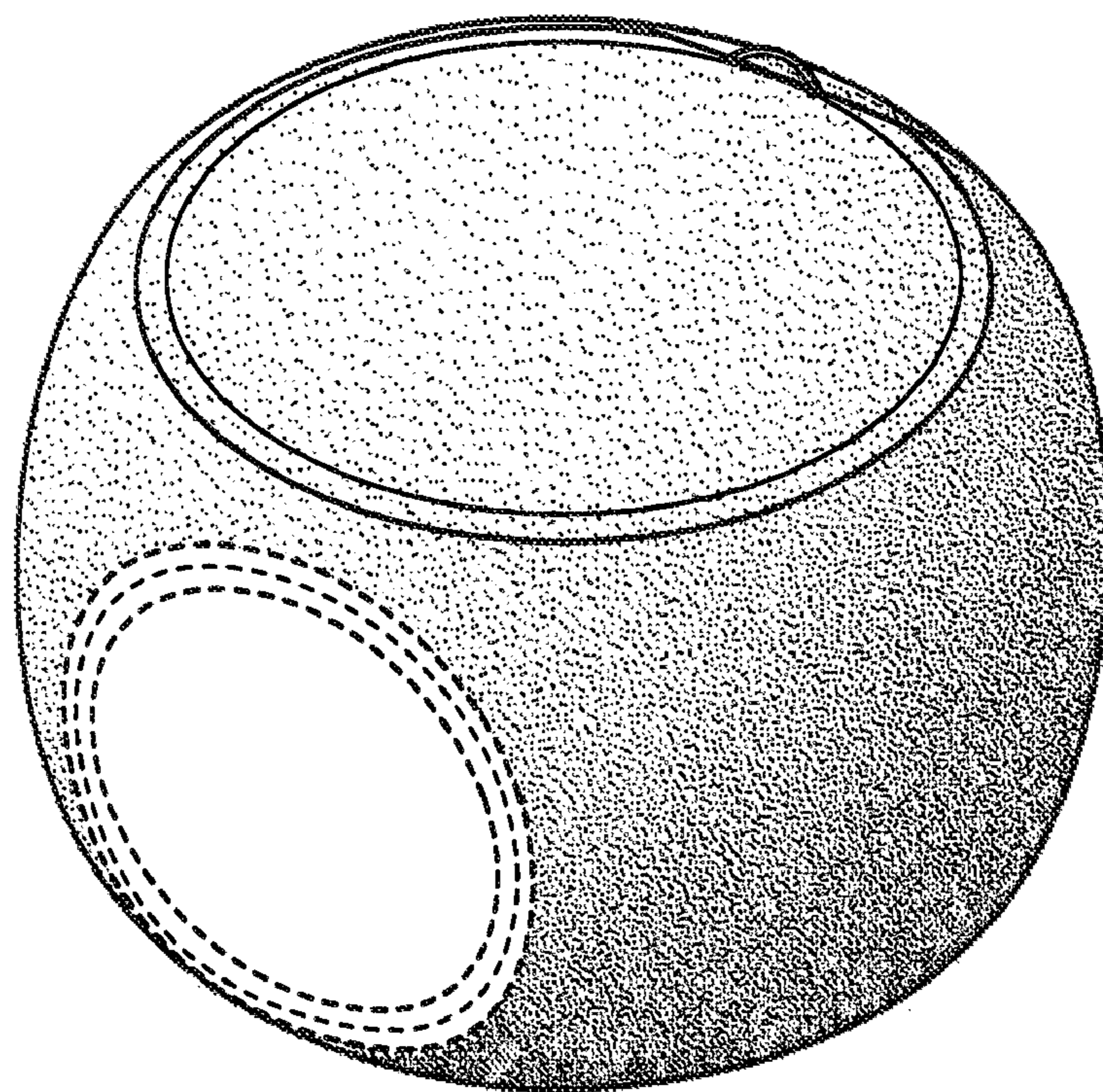


Fig. 2

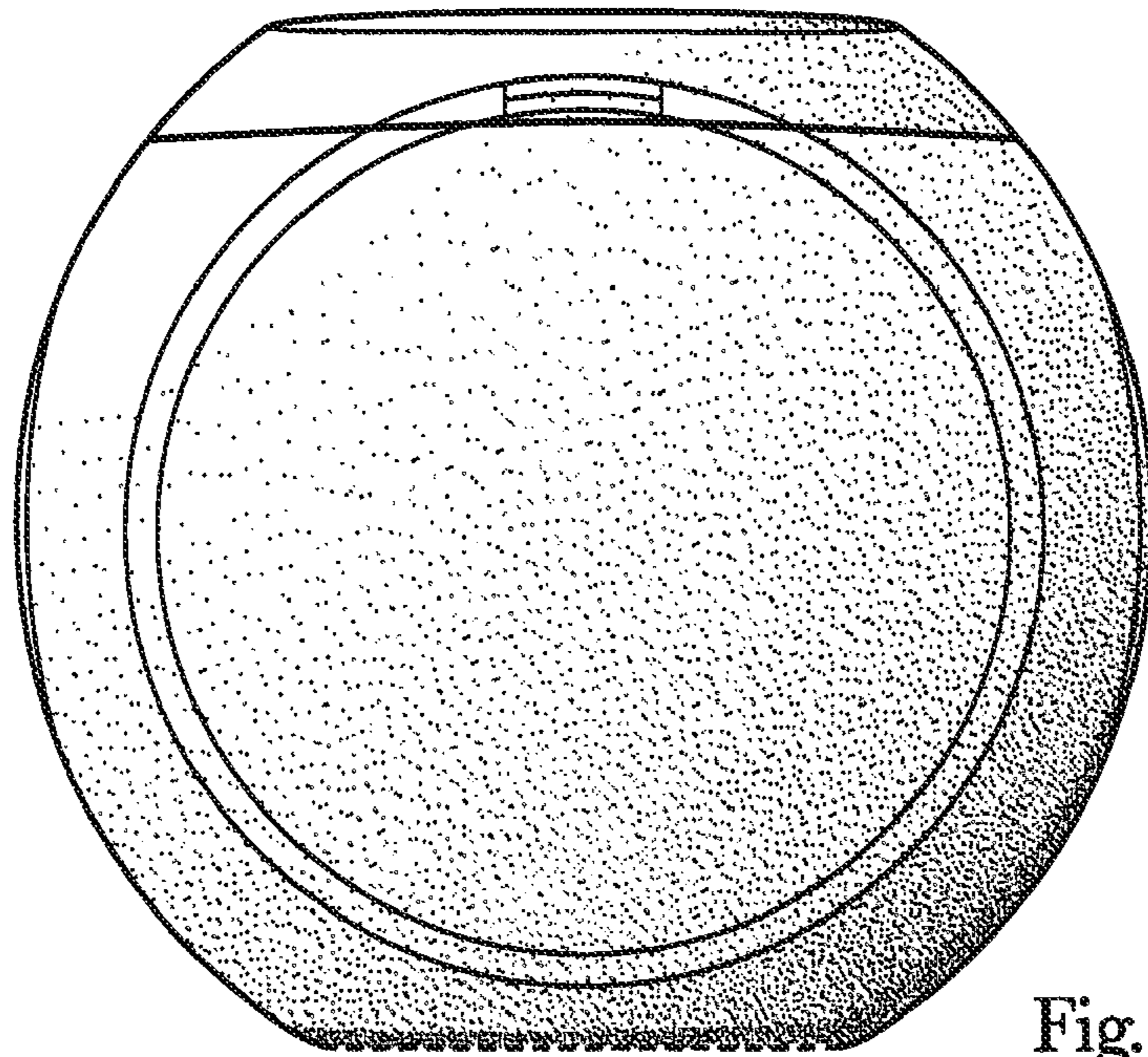


Fig. 3

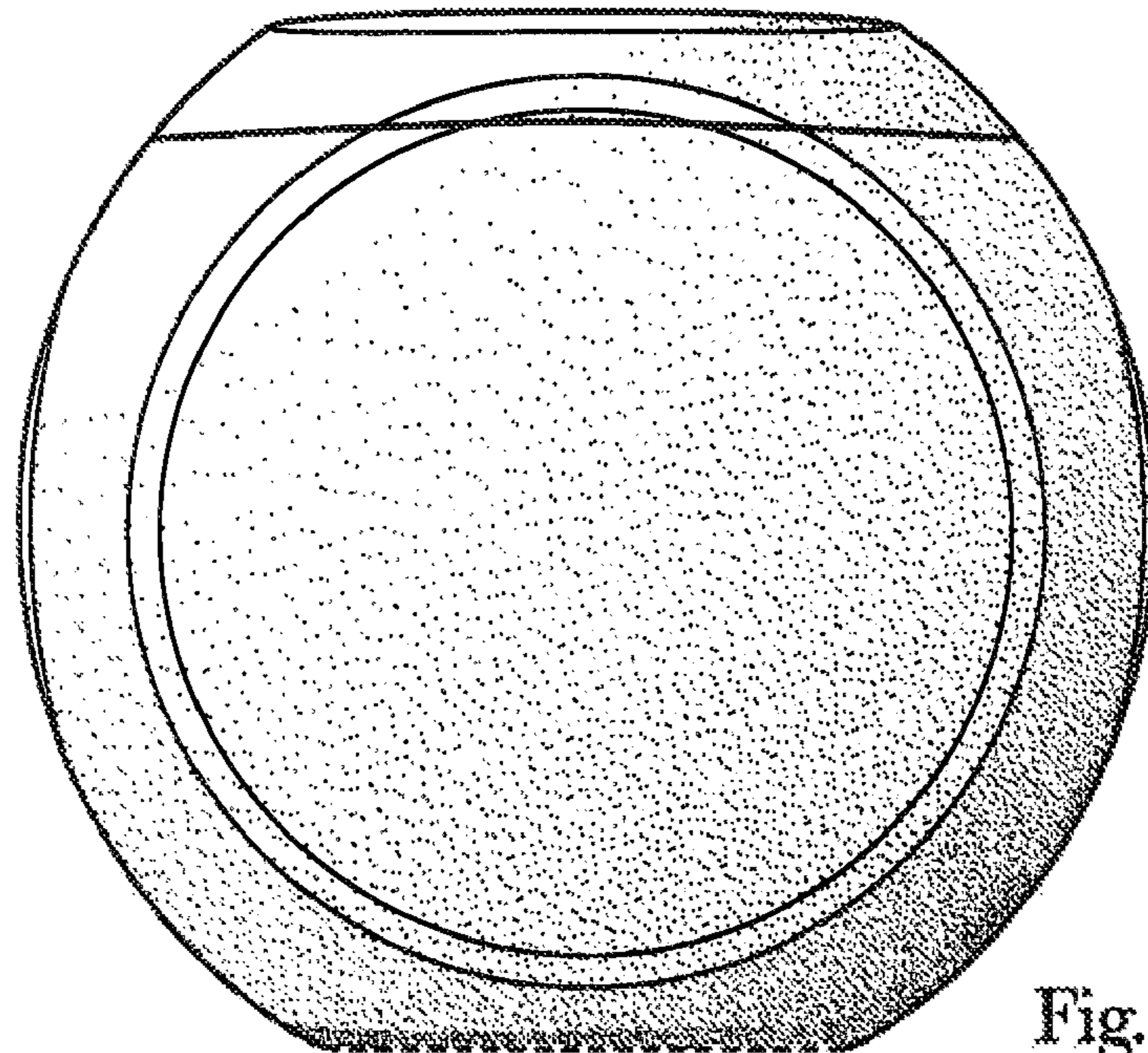


Fig. 4

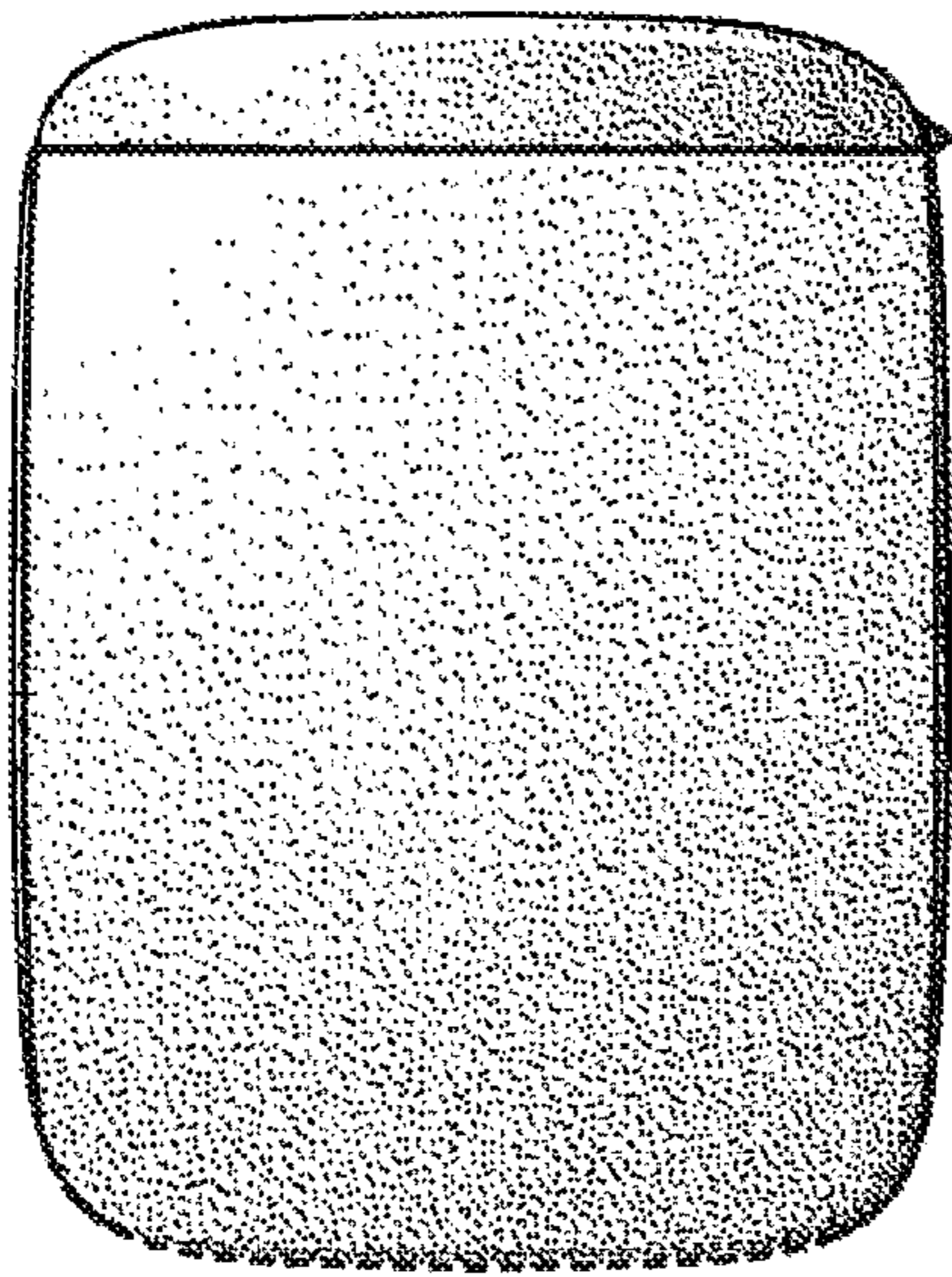


Fig. 5




Fig. 6

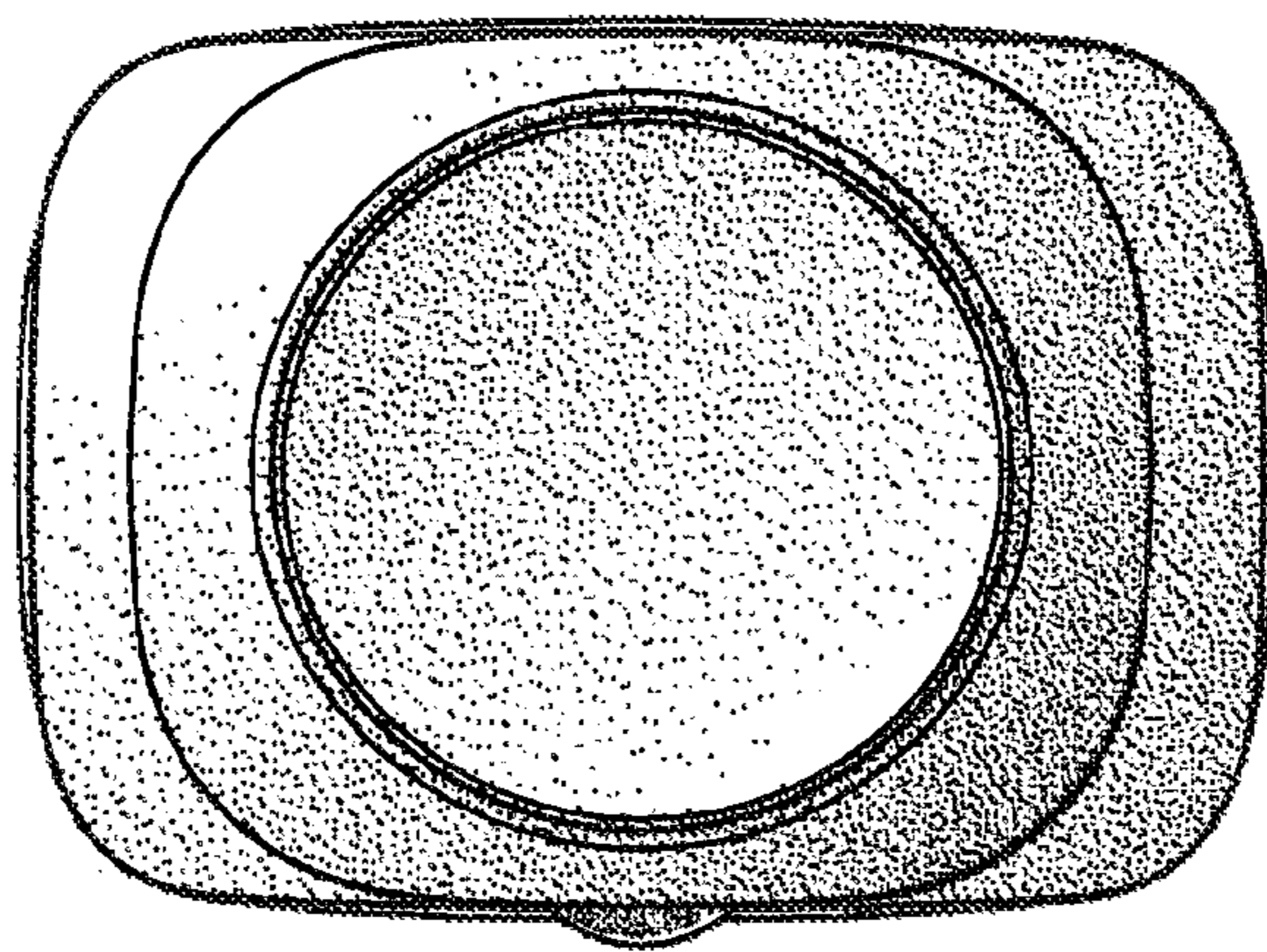


Fig. 7

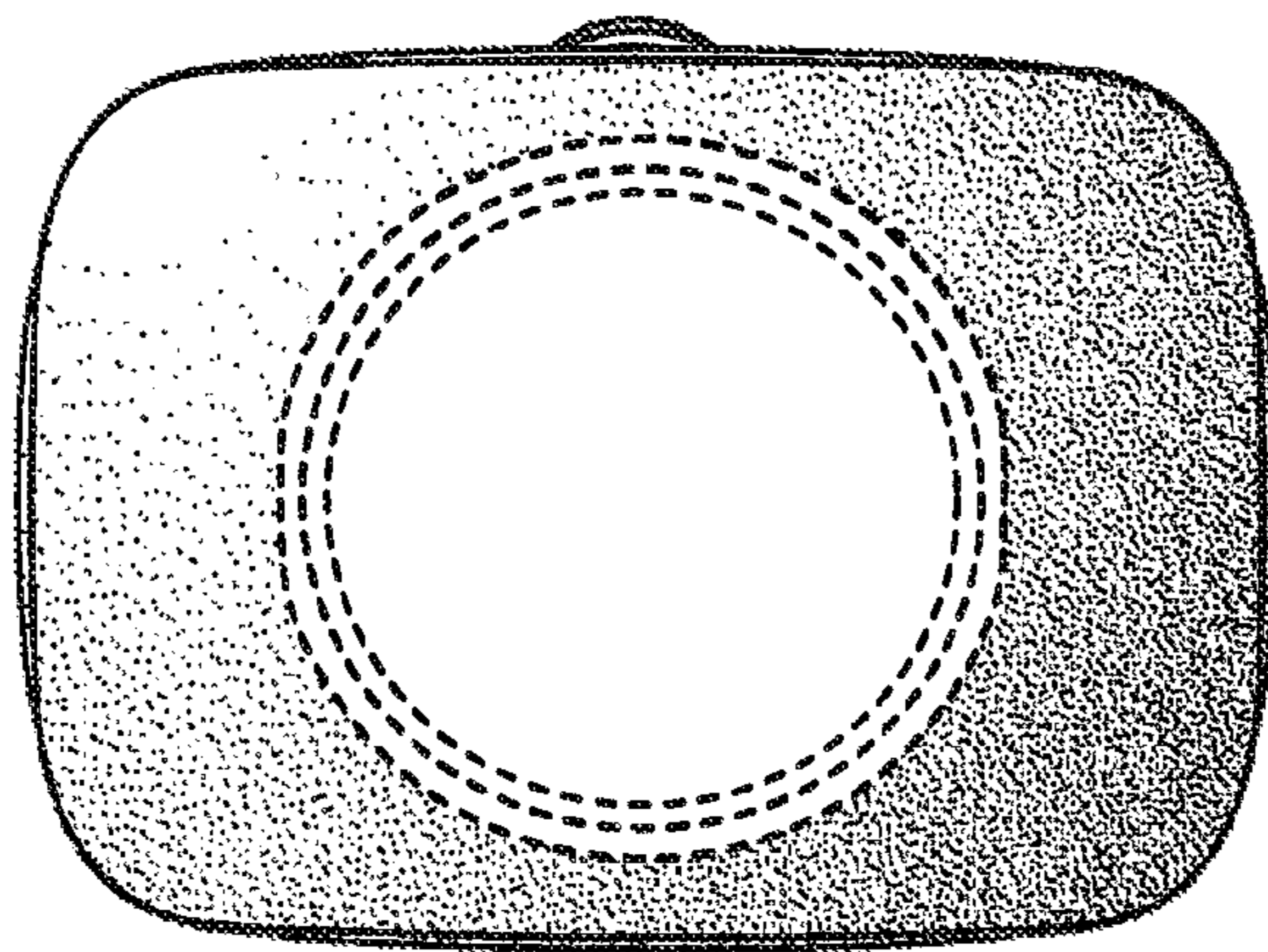


Fig. 8