



US00D637896S

(12) **United States Design Patent**
Dotsey

(10) **Patent No.:** **US D637,896 S**

(45) **Date of Patent:** **** May 17, 2011**

(54) **SCREW TYPE FASTENER HAVING AN UNTHREADED SHANK**

D581,776 S * 12/2008 Yin-Feng D8/387
D604,153 S * 11/2009 Wantz D8/387
D614,941 S * 5/2010 Murphy D8/387
D614,942 S * 5/2010 Gaudron D8/387

(75) Inventor: **Michael A. Dotsey**, Pottstown, PA (US)

(73) Assignee: **AZEK Building Products, Inc.**,
Scranton, PA (US)

(**) Term: **14 Years**

(21) Appl. No.: **29/369,633**

(22) Filed: **Sep. 10, 2010**

(51) **LOC (9) Cl.** **08-08**

(52) **U.S. Cl.** **D8/387**

(58) **Field of Classification Search** D8/387;
411/403, 337, 378, 410, 402, 411, 393
See application file for complete search history.

(56) **References Cited**

U.S. PATENT DOCUMENTS

5,540,531 A * 7/1996 Choiniere 411/387.1
D401,135 S * 11/1998 Willert D8/387
D557,130 S * 12/2007 Kashikura et al. D8/387
D557,131 S * 12/2007 Liu D8/387
D567,075 S * 4/2008 Kashikura et al. D8/387
D567,644 S * 4/2008 Liu D8/387

OTHER PUBLICATIONS

Web page—www.LittleMachineShop.com 2007.

* cited by examiner

Primary Examiner — Holly Baynham

Assistant Examiner — Sheryl Lane

(74) *Attorney, Agent, or Firm* — Buchanan Ingersoll & Rooney PC

(57) **CLAIM**

The ornamental design for a screw type fastener having an unthreaded shank, as shown and described.

DESCRIPTION

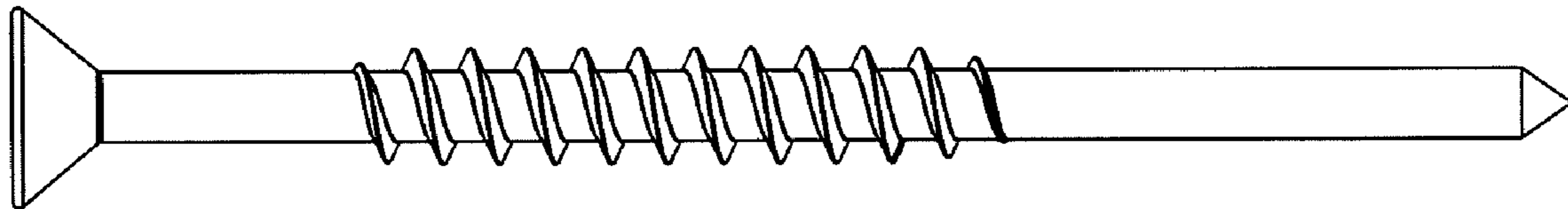
FIG. 1 is a front view of my screw type fastener having an unthreaded shank;

FIG. 2 is a top view thereof;

FIG. 3 is a bottom view thereof; and,

FIG. 4 is a rear view thereof.

1 Claim, 1 Drawing Sheet



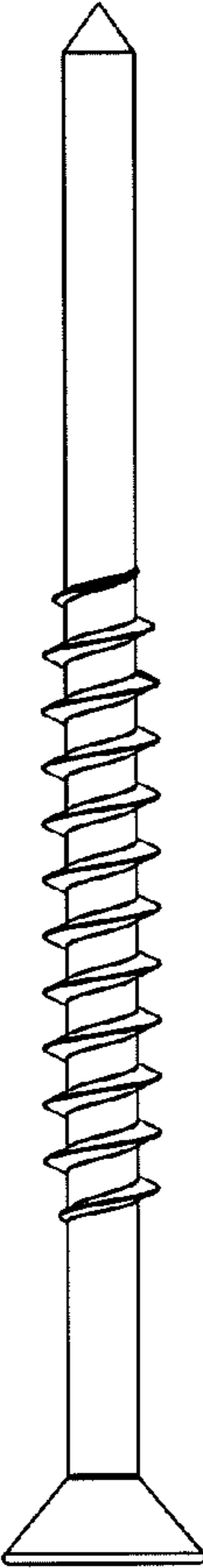


Fig. 1



Fig. 2

Fig. 3

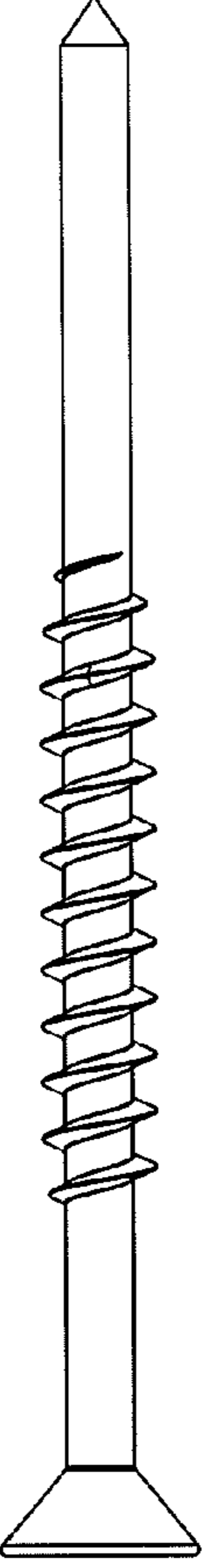


Fig. 4