



US00D637889S

(12) **United States Design Patent**  
**Krumpe**

(10) **Patent No.:** **US D637,889 S**

(45) **Date of Patent:** **\*\* May 17, 2011**

(54) **WALL PLATE**

(75) Inventor: **Geraint Krumpe**, Chicago, IL (US)

(73) Assignee: **Liberty Hardware Mfg. Corp.**,  
Winston-Salem, NC (US)

(\*\*) Term: **14 Years**

(21) Appl. No.: **29/273,471**

(22) Filed: **Mar. 6, 2007**

(51) **LOC (9) Cl.** ..... **11-05**

(52) **U.S. Cl.** ..... **D8/353**

(58) **Field of Classification Search** ..... D8/350–353;  
D13/156, 177, 152, 154, 158, 173, 169, 171,  
D13/139.1–139.8, 146, 147; D14/159; D25/60;  
174/66, 67; 220/241, 3.92, 3.5–3.8, 242;  
439/536, 535, 892; 200/303; 248/273; 292/357  
See application file for complete search history.

(56) **References Cited**

U.S. PATENT DOCUMENTS

3,199,063	A	*	8/1965	Stuart	.....	439/536
D298,733	S	*	11/1988	Pool	.....	D8/353
D430,478	S	*	9/2000	De brey et al.	.....	D8/353
D465,144	S	*	11/2002	Lai	.....	D8/353
D473,447	S	*	4/2003	Luu	.....	D8/352
D502,861	S	*	3/2005	Fields	.....	D8/353
D502,862	S	*	3/2005	Fields	.....	D8/353
D502,863	S	*	3/2005	Fields	.....	D8/353
D503,284	S	*	3/2005	Fields	.....	D8/353

D534,787	S	*	1/2007	Fields	.....	D8/353
7,211,727	B2	*	5/2007	Pearse et al.	.....	174/53
D552,563	S	*	10/2007	Pratt	.....	D13/177
7,374,454	B1	*	5/2008	Wang	.....	439/536

\* cited by examiner

*Primary Examiner* — Stella M Reid

*Assistant Examiner* — Mark A Goodwin

(74) *Attorney, Agent, or Firm* — Edgar A. Zarins; Nirav D. Parikh

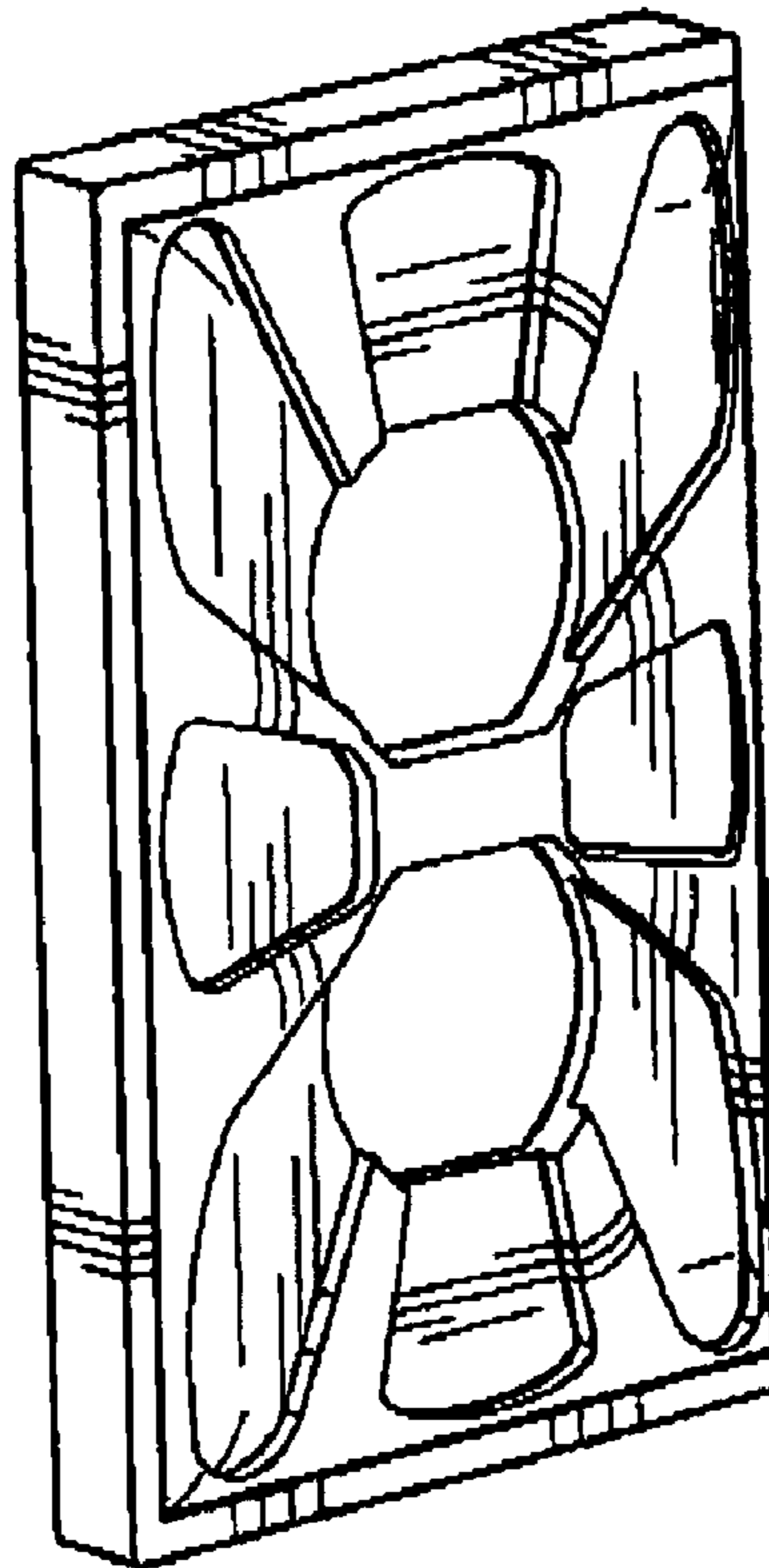
(57) **CLAIM**

The ornamental design for a wall plate, as shown and described.

**DESCRIPTION**

FIG. 1 is a perspective view of a first embodiment of a wall plate showing my new design;  
 FIG. 2 is a front elevational view thereof;  
 FIG. 3 is a side view thereof, the opposite side being a mirror image of the side shown;  
 FIG. 4 is a front elevational view of a second embodiment thereof; and,  
 FIG. 5 is a front elevational view of a third embodiment thereof.  
 The broken line showing of the surface features FIGS. 4 and 5 is included for the purpose of illustrating environmental structure and forms no part of the claimed design.  
 The portions of the wall plate not shown in drawings form no part of the claimed design.

**1 Claim, 2 Drawing Sheets**



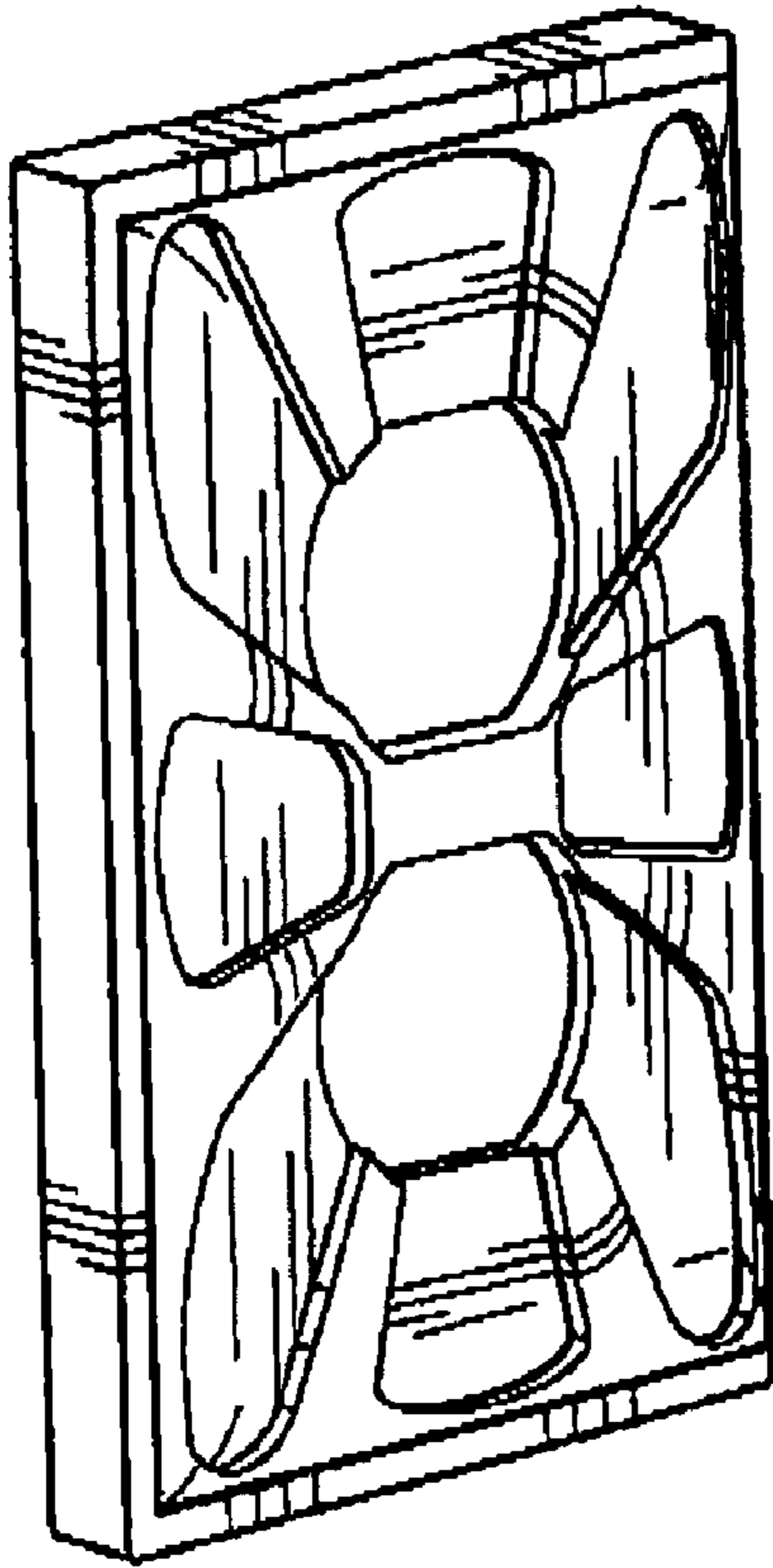


Fig-1

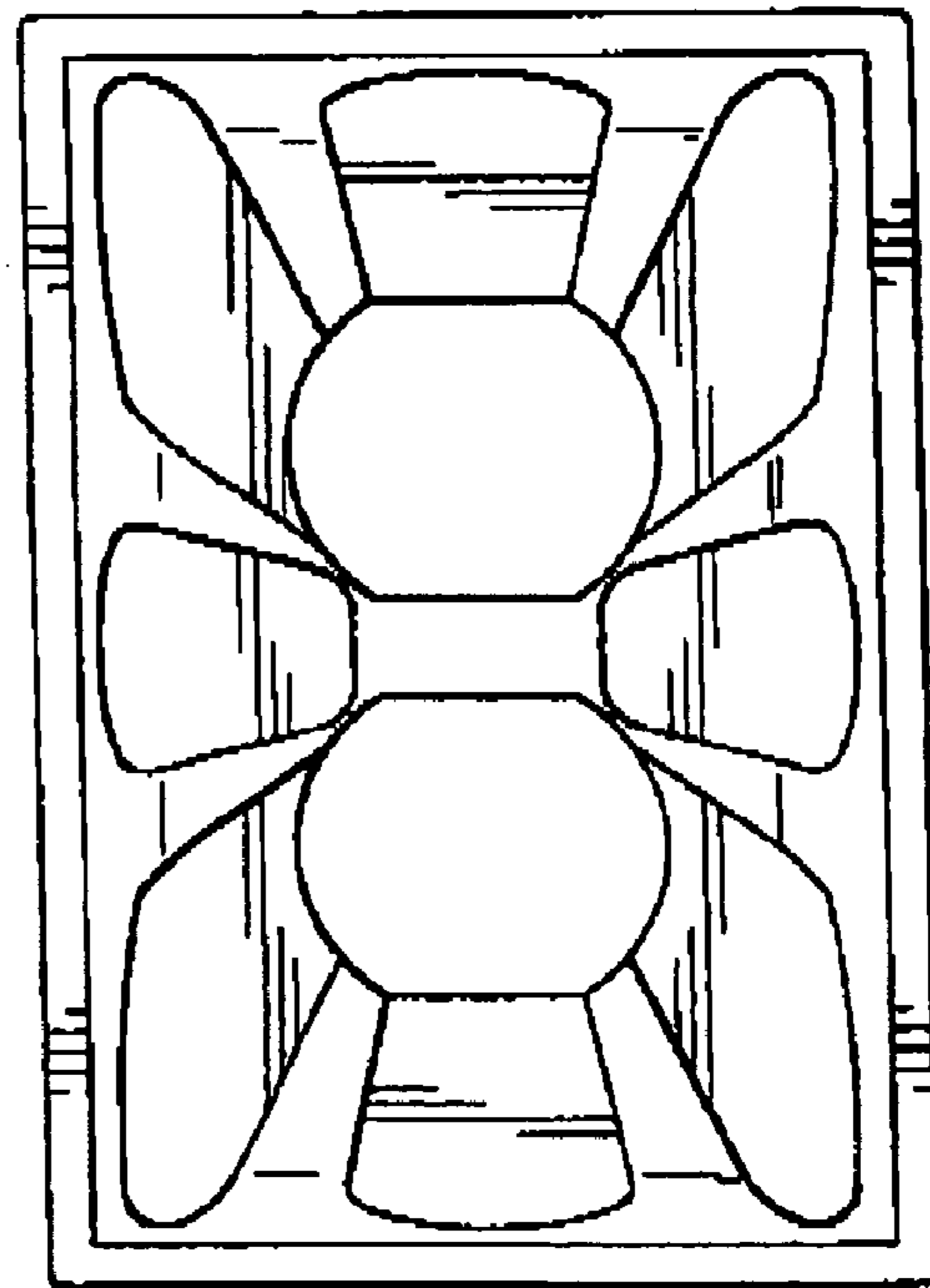
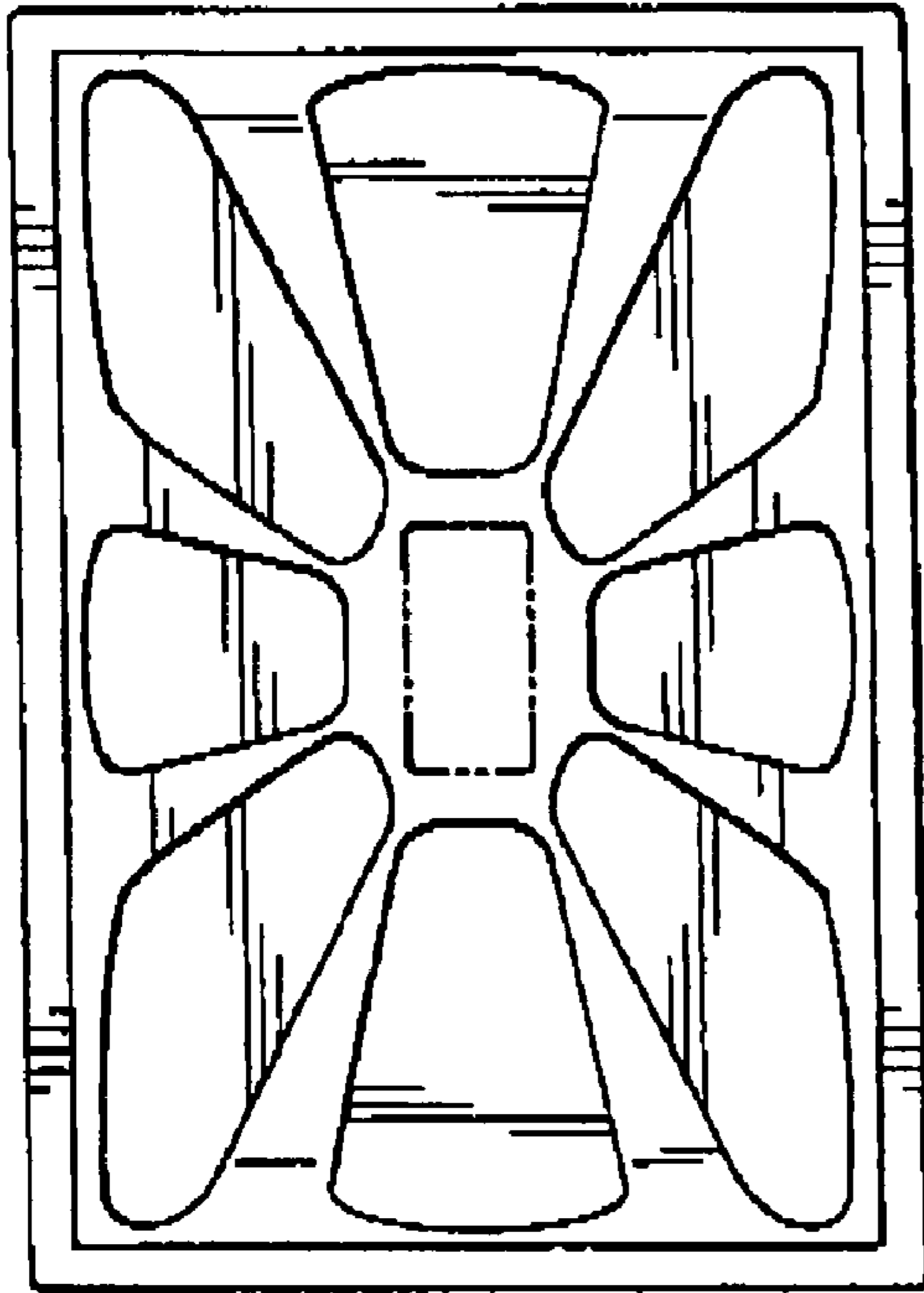


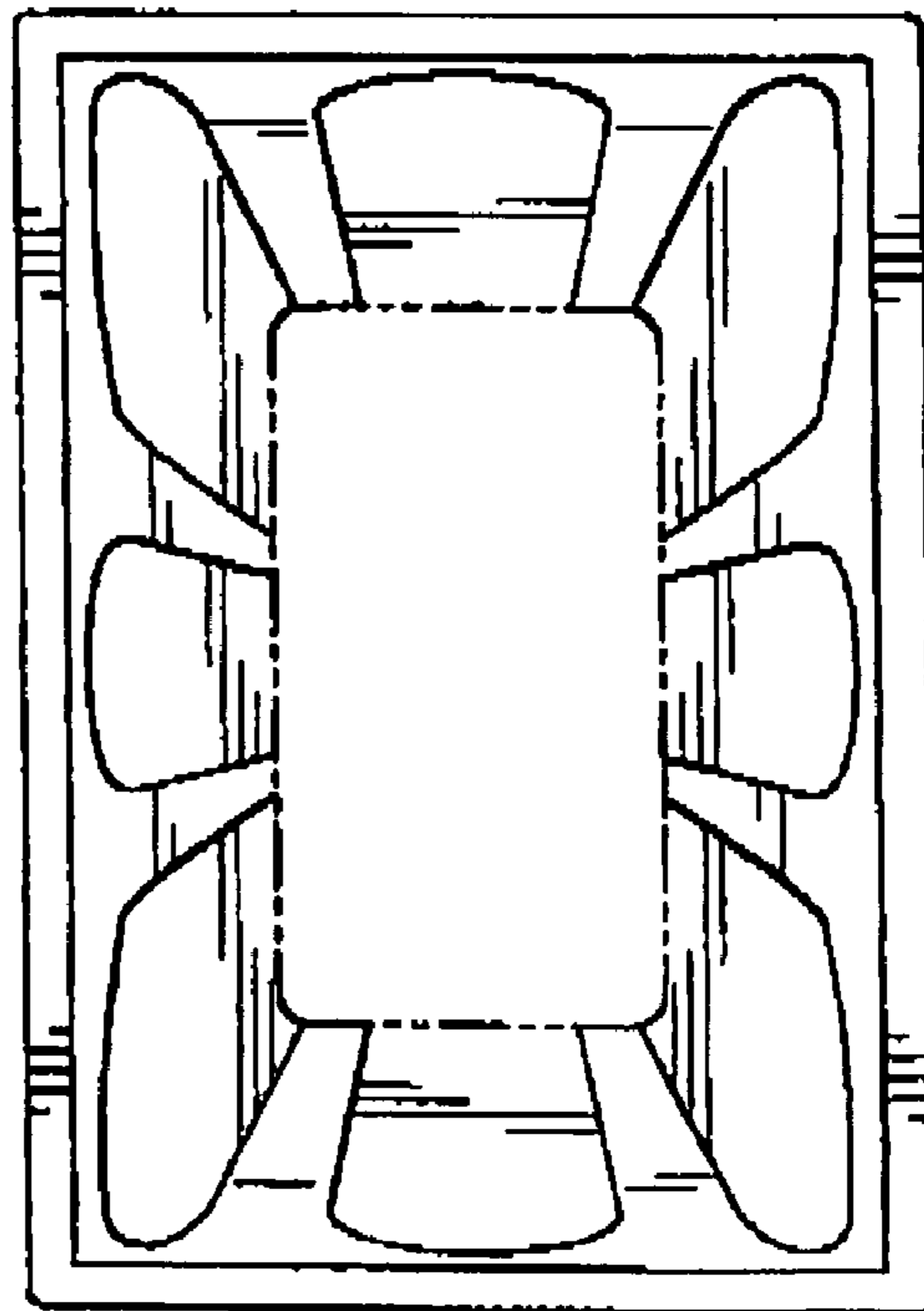
Fig-2



Fig-3



**Fig-4**



**Fig-5**