



US00D637868S

(12) **United States Design Patent**  
**Hirai**

(10) **Patent No.:** **US D637,868 S**

(45) **Date of Patent:** **\*\* \*May 17, 2011**

(54) **KITCHEN KNIFE HANDLE**

(75) Inventor: **Akira Hirai**, Kawaguchi (JP)

(73) Assignee: **Ryota Kusanagi**, Kawaguchi (JP)

(\*) Notice: This patent is subject to a terminal disclaimer.

(\*\*) Term: **14 Years**

(21) Appl. No.: **29/354,625**

(22) Filed: **Jan. 27, 2010**

(30) **Foreign Application Priority Data**

Jul. 27, 2009 (JP) ..... 2009-017042

(51) **LOC (9) Cl.** ..... **07-03**

(52) **U.S. Cl.** ..... **D7/401.2; D7/649**

(58) **Field of Classification Search** ..... D7/368,  
D7/393-395, 401.2, 642-653, 660-664, 669,  
D7/675-676, 688-692, 695-696; D8/87,  
D8/97-99, 102, 107, 300, 303, 321; D22/118;  
30/137, 141-143, 147-150, 322-327, 329,  
30/340-346

See application file for complete search history.

(56) **References Cited**

**U.S. PATENT DOCUMENTS**

D287,042 S \* 12/1986 Hoffman ..... D22/118  
D397,016 S \* 8/1998 Pohl ..... D8/99

D408,705 S \* 4/1999 Elishewitz ..... D8/99  
D419,035 S \* 1/2000 Tarrerias ..... D7/649  
D422,478 S \* 4/2000 Elishewitz ..... D8/99  
D431,991 S \* 10/2000 Elishewitz ..... D8/99  
D458,516 S \* 6/2002 Parlowski ..... D7/649  
D458,517 S \* 6/2002 Parlowski ..... D7/649  
D545,140 S \* 6/2007 Hasegawa ..... D7/649  
D569,213 S \* 5/2008 Renzi et al. .... D8/99  
D572,793 S \* 7/2008 Buck ..... D22/118  
D613,575 S \* 4/2010 Linn ..... D8/107

\* cited by examiner

*Primary Examiner* — Ricky Pham

(74) *Attorney, Agent, or Firm* — Baker & Hostetler LLP

(57) **CLAIM**

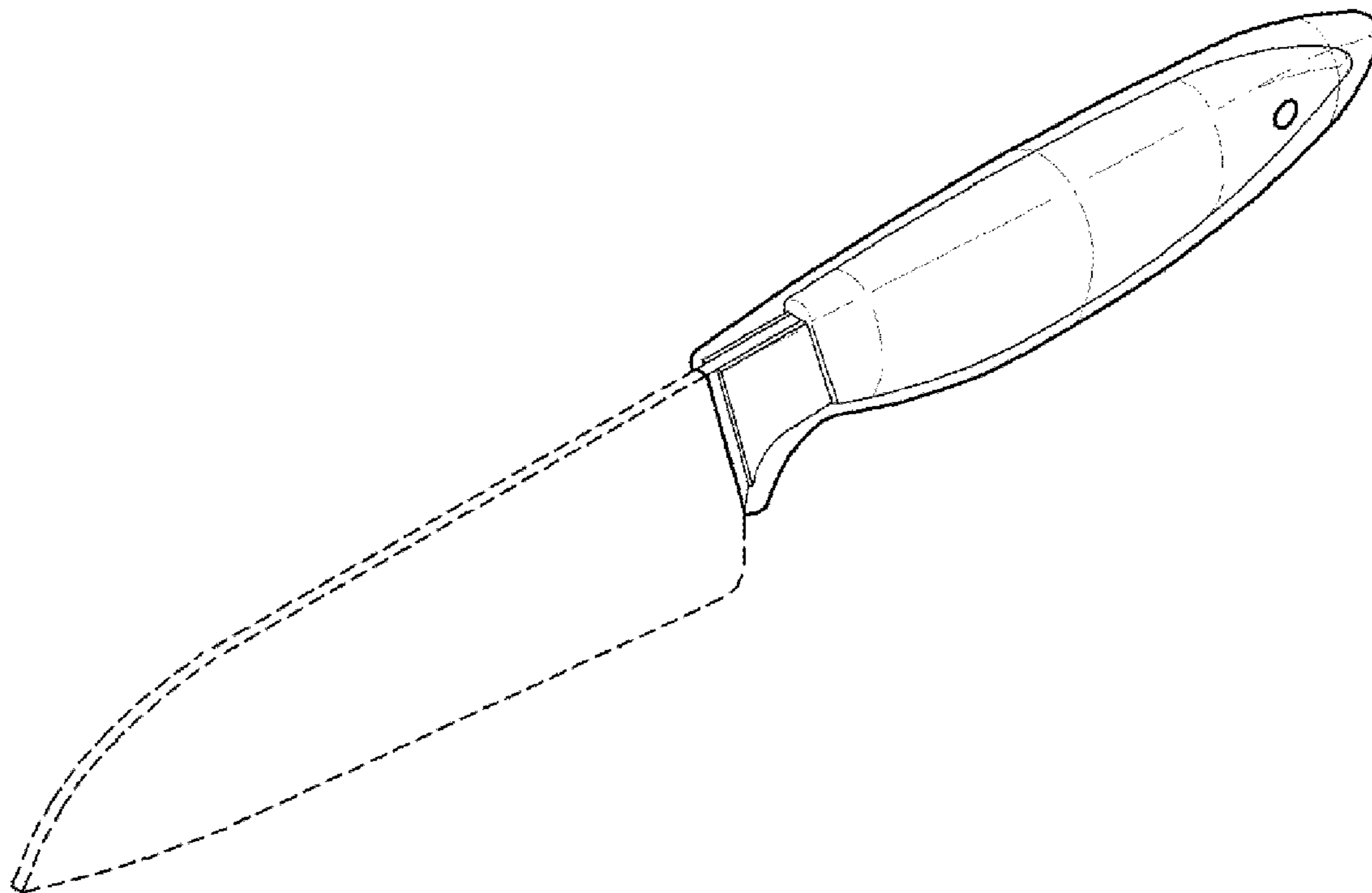
The ornamental design for a kitchen knife handle, as shown and described.

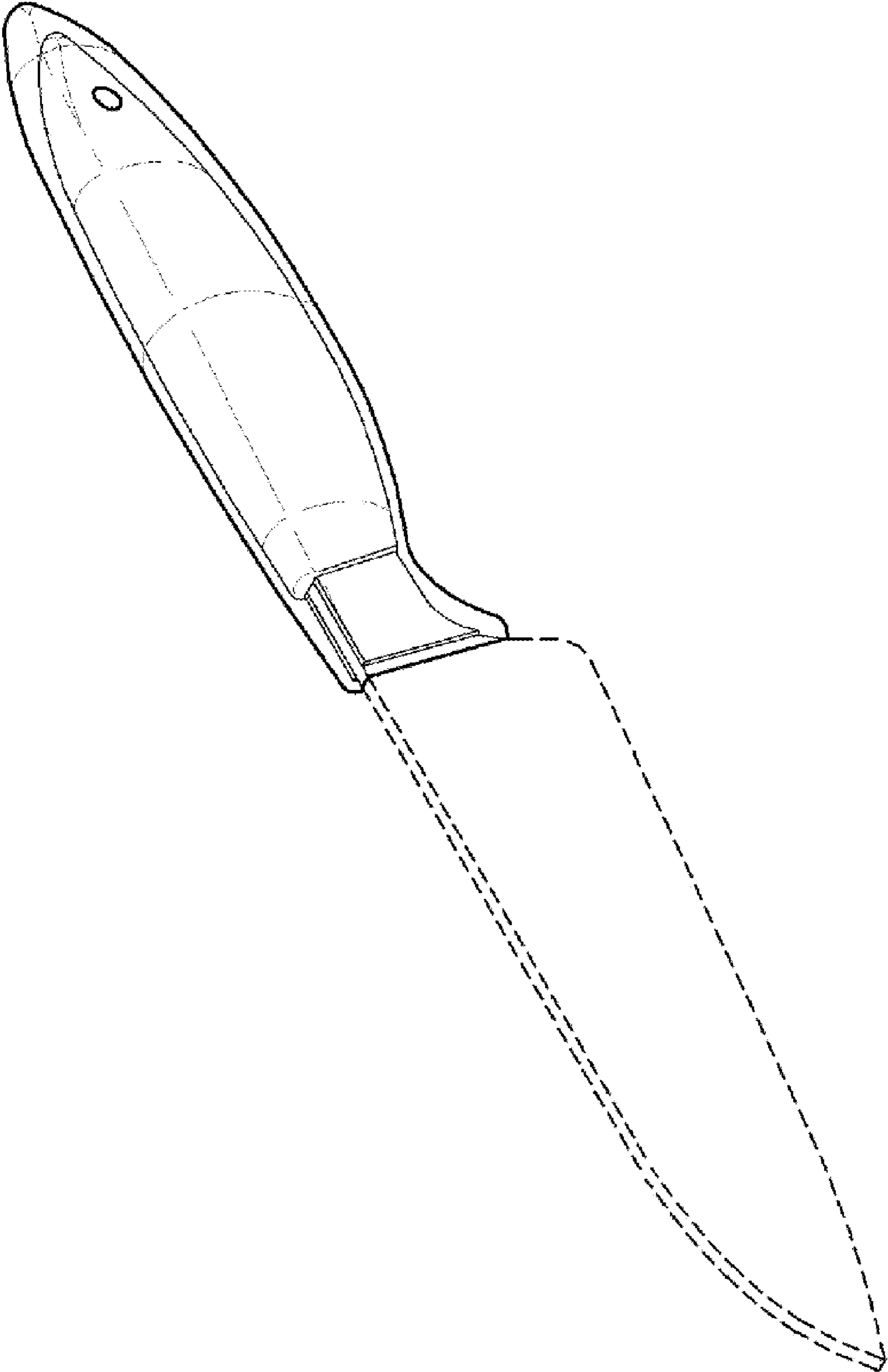
**DESCRIPTION**

FIG. 1 is a perspective view of a kitchen knife handle with a transparent outer layer, showing my new design;  
FIG. 2 is a front view thereof;  
FIG. 3 is a rear view thereof;  
FIG. 4 is a left side view thereof;  
FIG. 5 is right side view thereof;  
FIG. 6 is a top view thereof;  
FIG. 7 a bottom view thereof; and,  
FIG. 8 is a cross-sectional view taken through line 8—8 of FIG. 4.

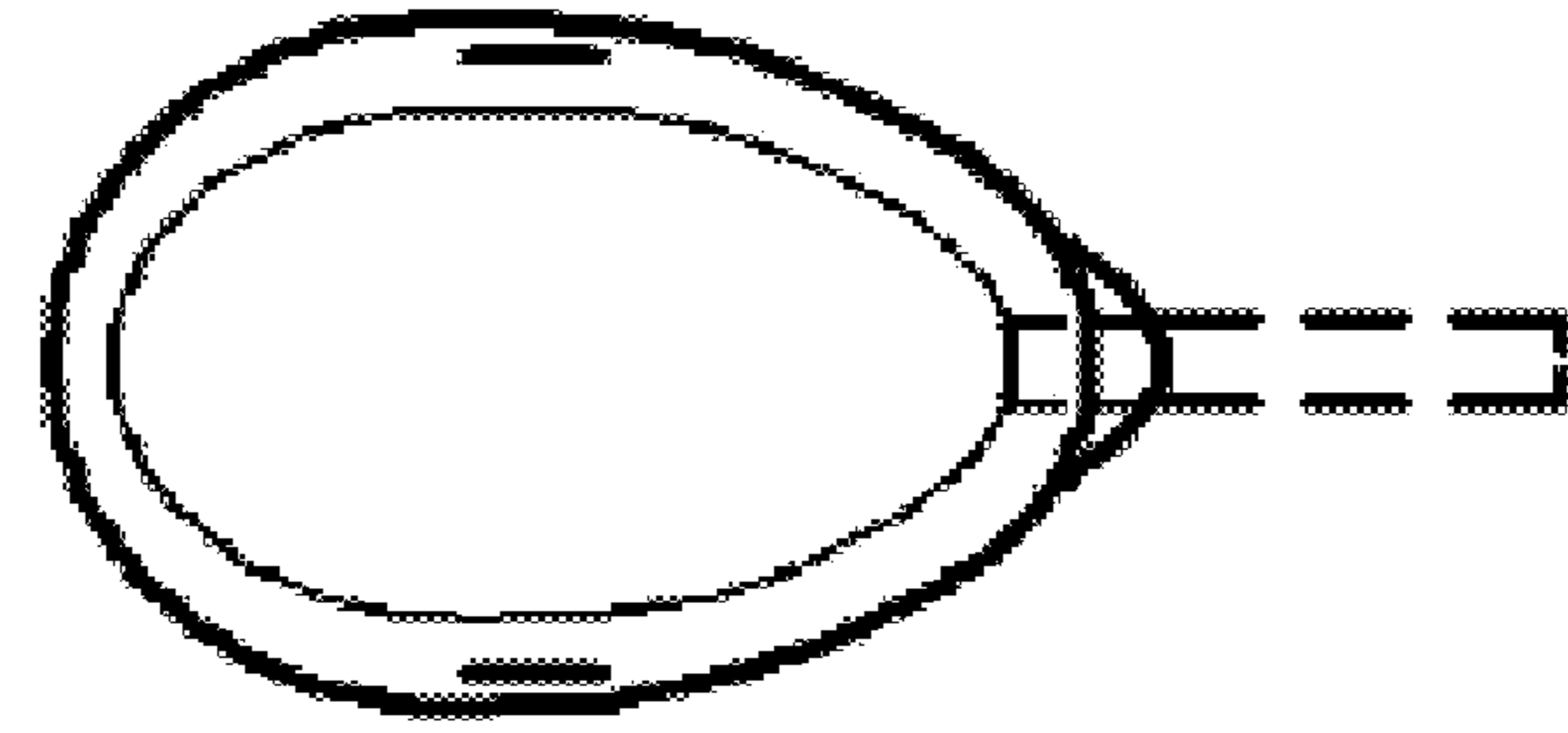
The broken lines shown in the drawings are for illustrative purposes only and form no part of the claimed design.

**1 Claim, 4 Drawing Sheets**

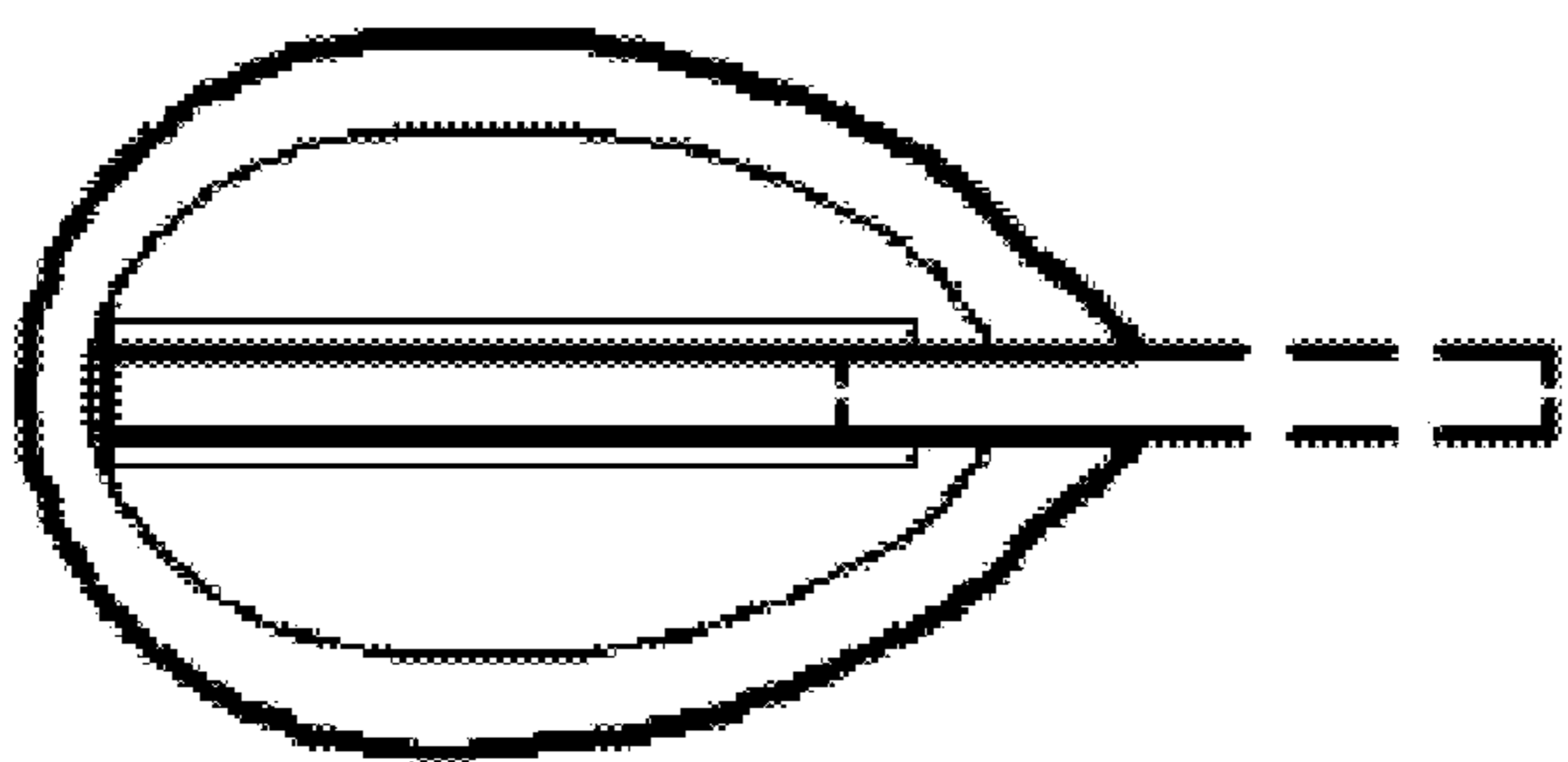




**FIG. 1**



**FIG. 2**



**FIG. 3**

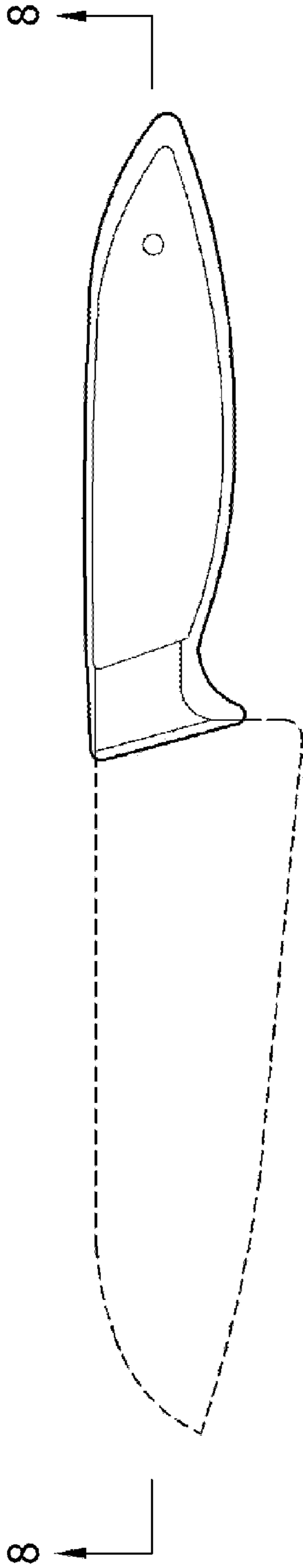


FIG. 4

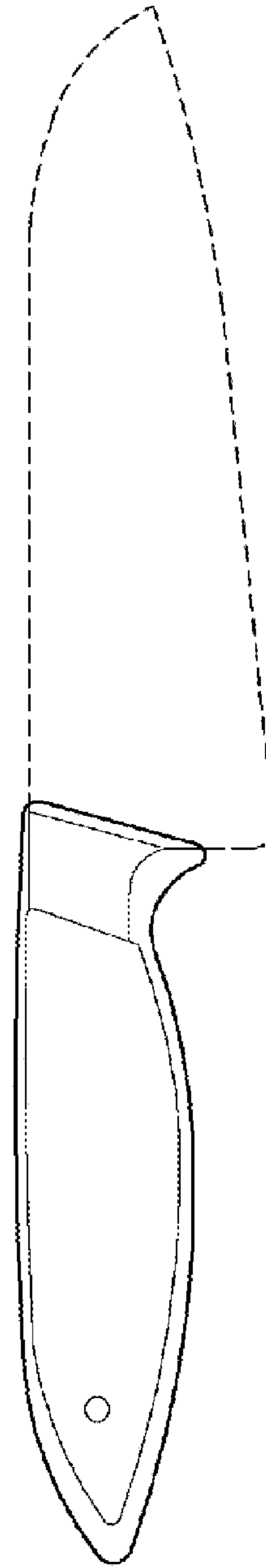


FIG. 5

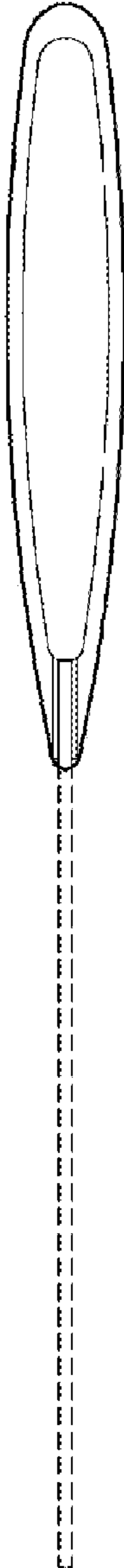


FIG. 6

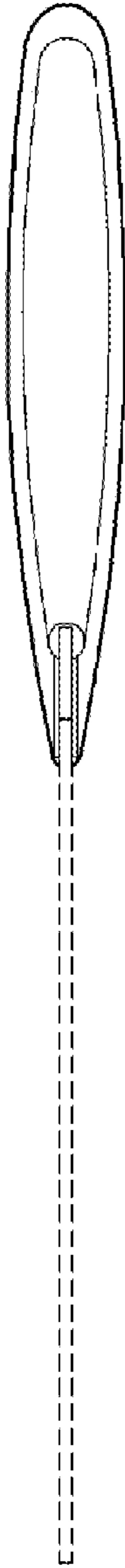


FIG. 7



FIG. 8