



US00D637850S

(12) **United States Design Patent**
Ghiorghie

(10) **Patent No.:** **US D637,850 S**
(45) **Date of Patent:** **** May 17, 2011**

(54) **SUCTION SINK BASKET WITH BRUSH HOLDER**

(75) Inventor: **Radu Alexandru Ghiorghie**, Copley, OH (US)

(73) Assignee: **InterDesign, Inc.**, Solon, OH (US)

(**) Term: **14 Years**

(21) Appl. No.: **29/372,254**

(22) Filed: **Nov. 1, 2010**

(51) **LOC (9) Cl.** **06-04**

(52) **U.S. Cl.** **D6/566; D6/524; D6/525; D3/306**

(58) **Field of Classification Search** D6/524,
D6/525, 566, 536-537, 540; 211/13.1, 74,
211/71.01, 86.01, 75, 88.01, 90.01, 90.03,
211/106, 119, 126.1, 133.5, 181.1, 134; D3/306
See application file for complete search history.

D536,873 S 2/2007 Thorsteinsson et al.
D543,403 S 5/2007 Tau
D563,708 S * 3/2008 Snell D6/566
D612,648 S * 3/2010 Guindi D6/566

OTHER PUBLICATIONS

2000 InterDesign, Inc. product brochure, p. 6 with front cover.
2003 InterDesign, Inc. product brochure, p. 32 with front cover.
2004 InterDesign, Inc. product brochure, p. 14, 39 with front cover.
2005 InterDesign, Inc. product brochure, p. 23 with front cover.
2006 InterDesign, Inc. product brochure, p. 23 with front cover.

(Continued)

Primary Examiner — Brian N Vinson

(74) *Attorney, Agent, or Firm* — D. Peter Hochberg; Sean F. Mellino; Daniel J. Smola

(57) **CLAIM**

The ornamental design for a suction sink basket with brush holder, as shown and described.

(56) **References Cited**

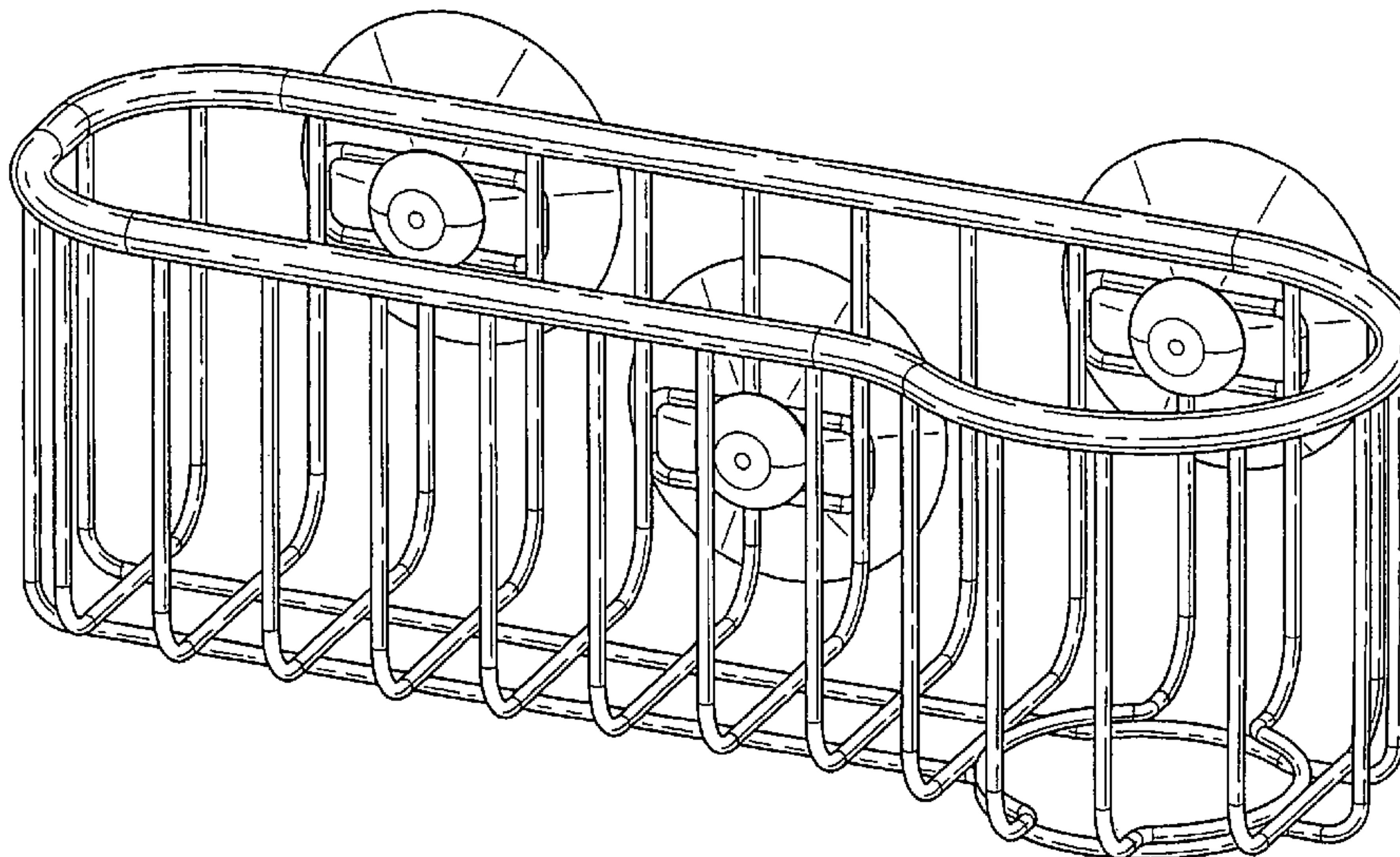
U.S. PATENT DOCUMENTS

D322,002 S	12/1991	Emery	
D388,993 S	1/1998	Hampshire	
D396,770 S	8/1998	Hoernig	
D412,080 S	7/1999	Emery et al.	
D417,575 S	12/1999	Ming-Hsiao	
D436,276 S	1/2001	Fiegl et al.	
D444,012 S	6/2001	Ferrer Beltran	
D449,480 S *	10/2001	Snell	D6/566
D450,213 S	11/2001	Snell	
D453,651 S *	2/2002	Snell	D6/566
D464,516 S *	10/2002	Snell	D6/566
D479,421 S	9/2003	Snell	
D479,663 S	9/2003	Snell	
D509,361 S	9/2005	Suero, Jr.	
D512,223 S	12/2005	Snell	
D512,255 S	12/2005	Snell	
D532,235 S	11/2006	Snell	
D532,236 S	11/2006	Dretzka	
D534,024 S	12/2006	Dretzka	

DESCRIPTION

FIG. 1 is a perspective view of the suction sink basket with brush holder according to the invention;
FIG. 2 is a top view of the suction sink basket with brush holder as shown in FIG. 1;
FIG. 3 is a front view of the suction sink basket with brush holder as shown in FIG. 1;
FIG. 4 is a side view of the suction sink basket with brush holder as shown in FIG. 1;
FIG. 5 is a rear view of the suction sink basket with brush holder as shown in FIG. 1;
FIG. 6 is a side view of the suction sink basket with brush holder as shown in FIG. 1, shown from the opposite side as that shown in FIG. 4; and,
FIG. 7 is a bottom view of the suction sink basket with brush holder as shown in FIG. 1.

1 Claim, 3 Drawing Sheets



OTHER PUBLICATIONS

2007 InterDesign, Inc. product brochure, p. 18, 25, 30, 78, 79 with front cover.

2008 InterDesign, Inc. product brochure, p. 4, 5, 15, 51, 55, 89 with front cover.
2009 InterDesign, Inc. product brochure, p. 22, 25, 27, 34, 74, 78, 80, 81, 93 with front cover.

* cited by examiner

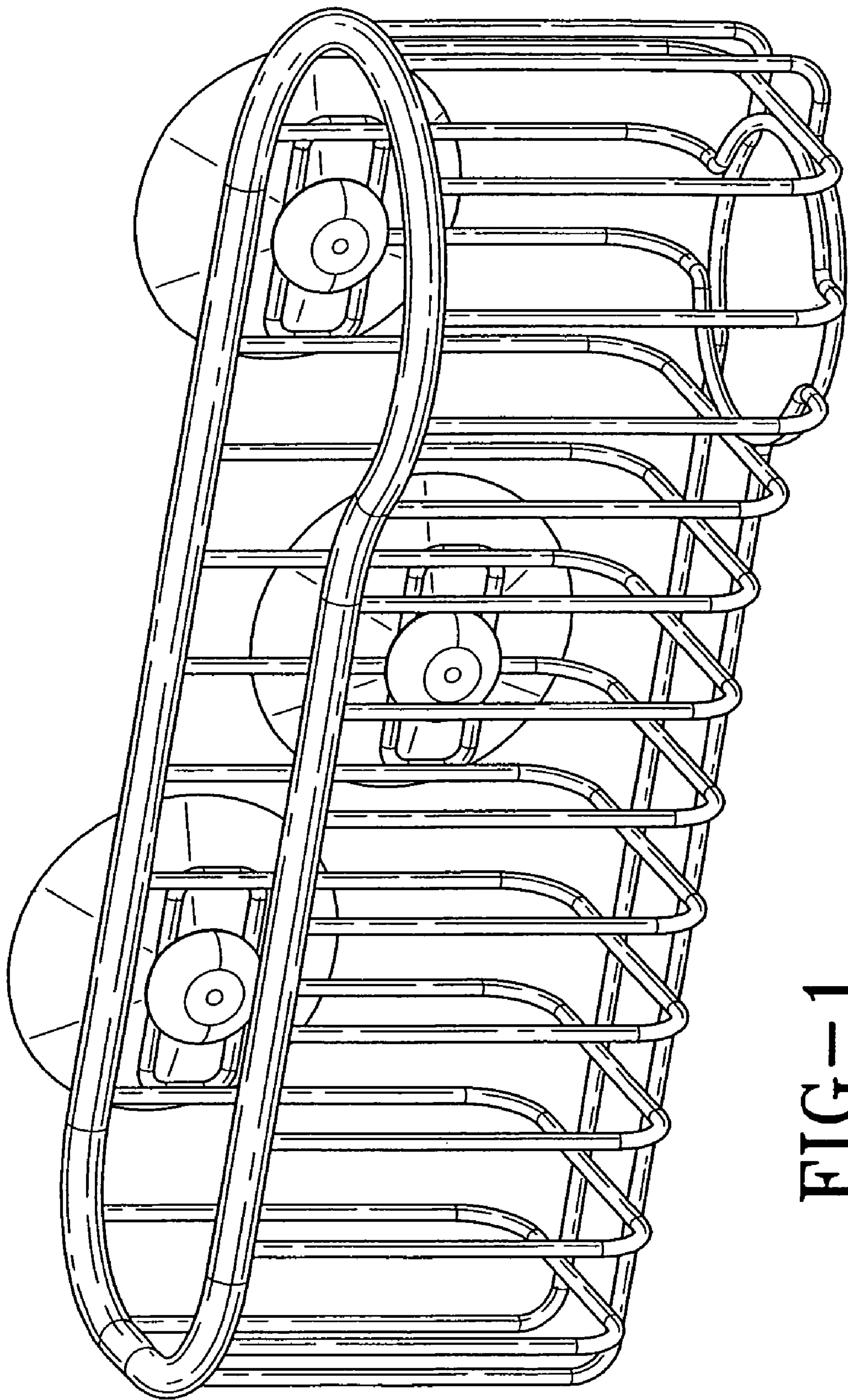


FIG-1

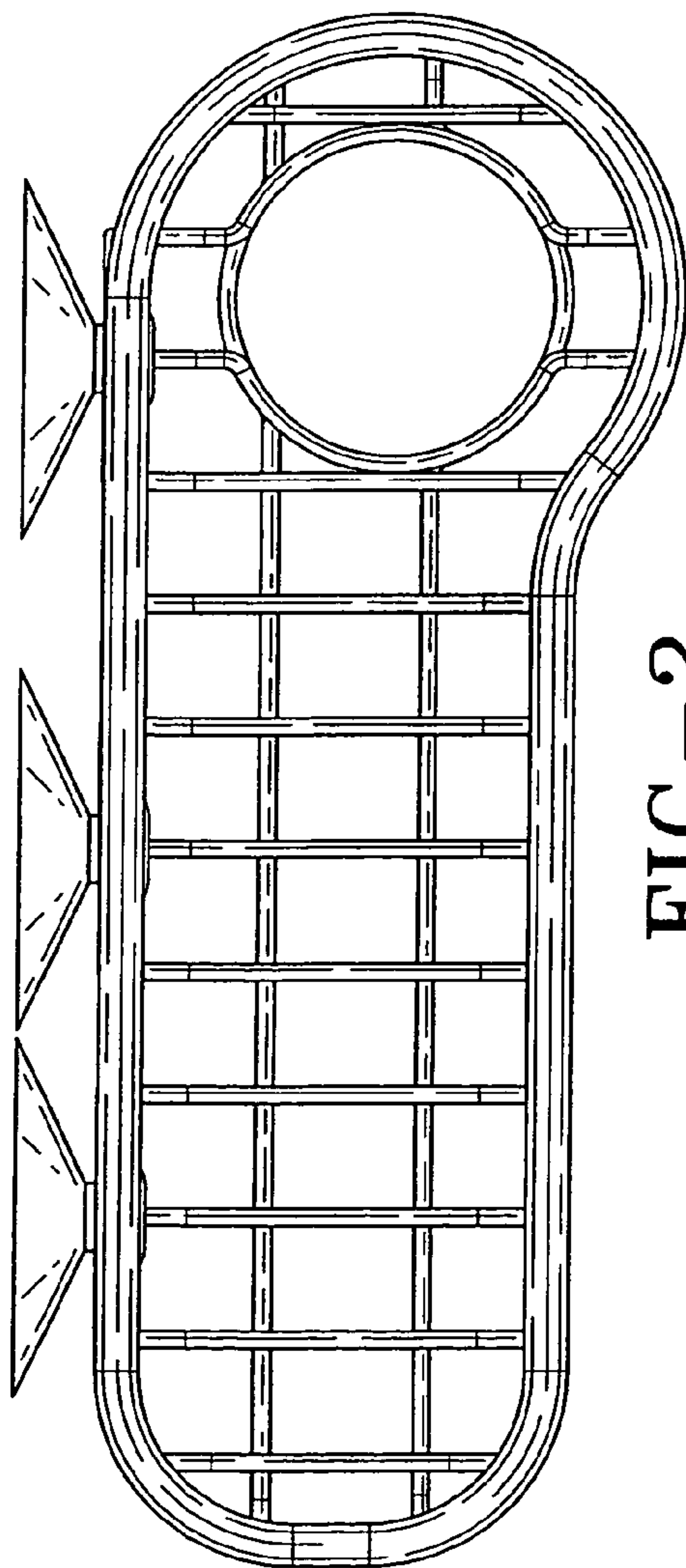


FIG-2

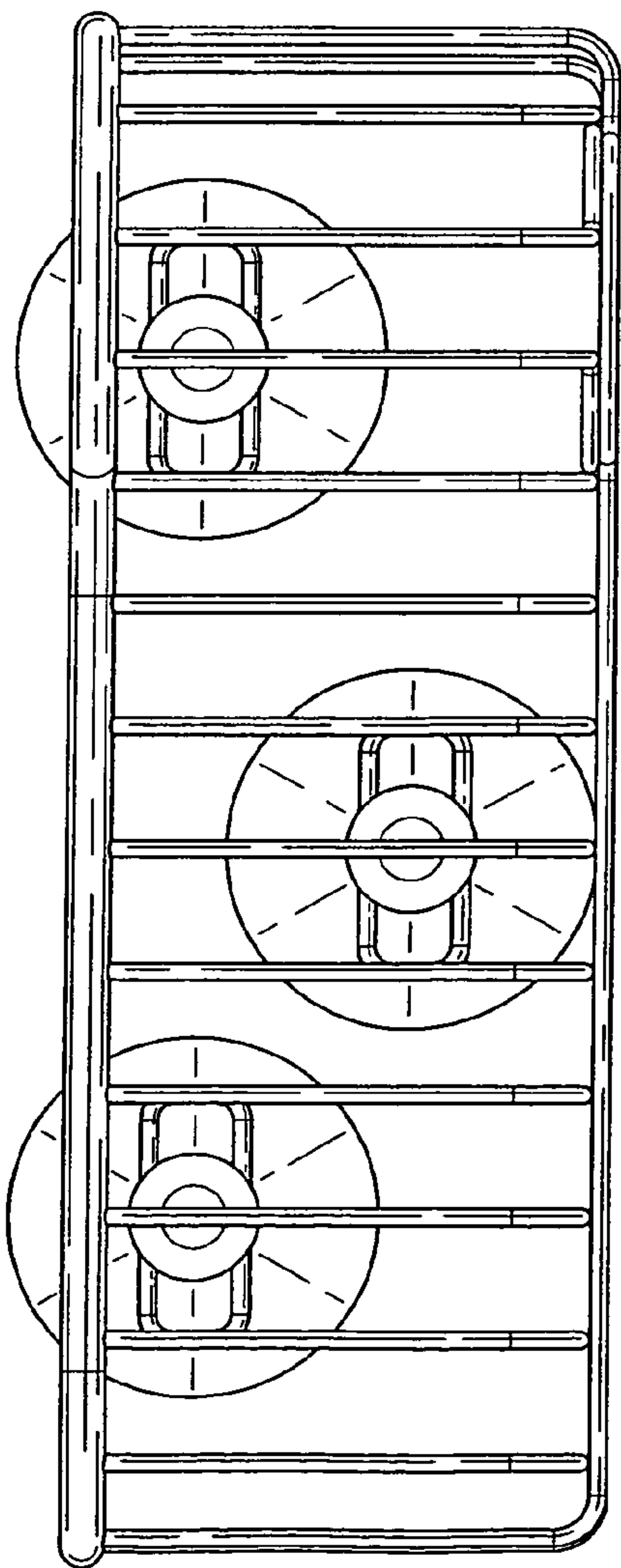


FIG-3

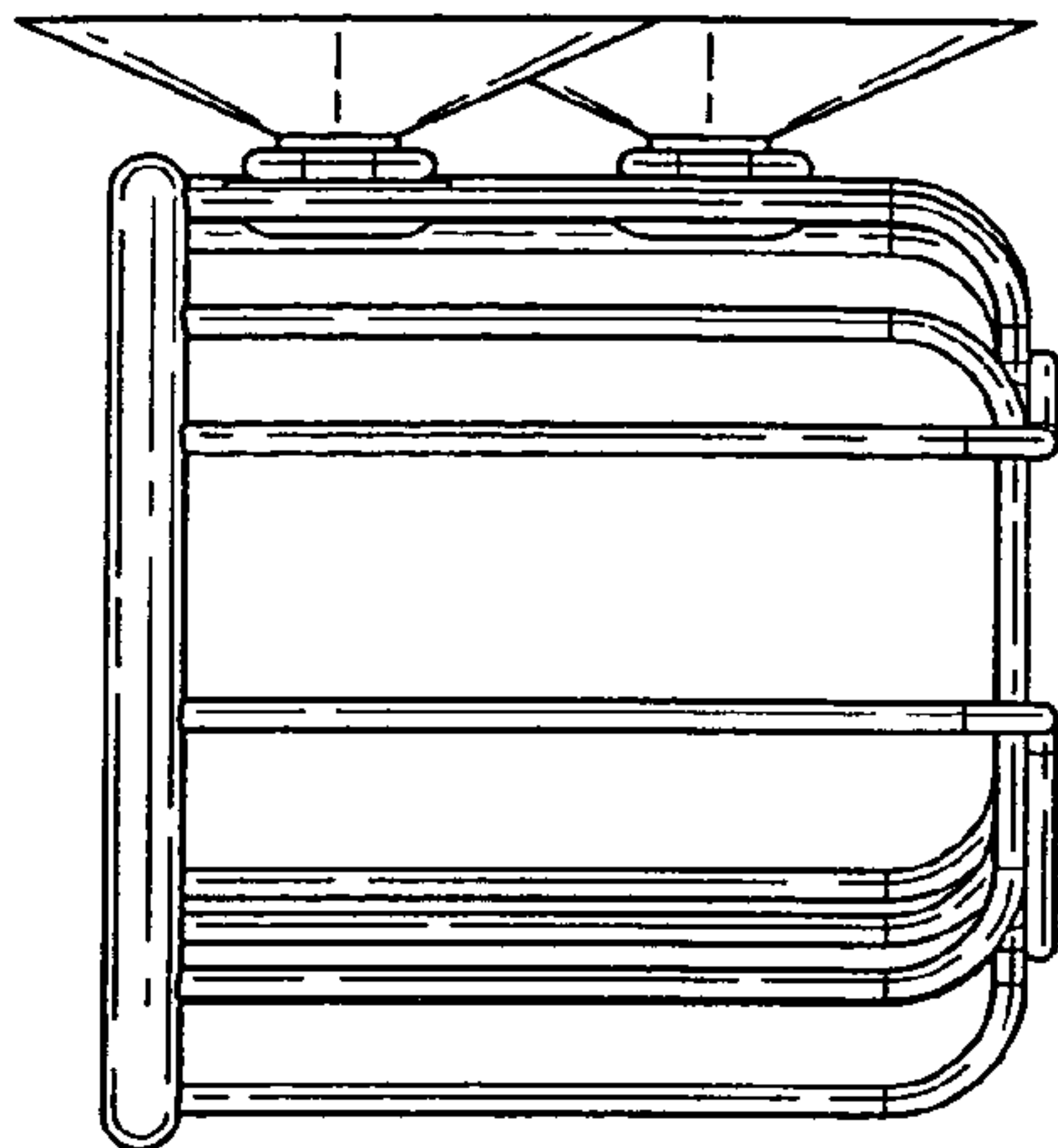


FIG-4

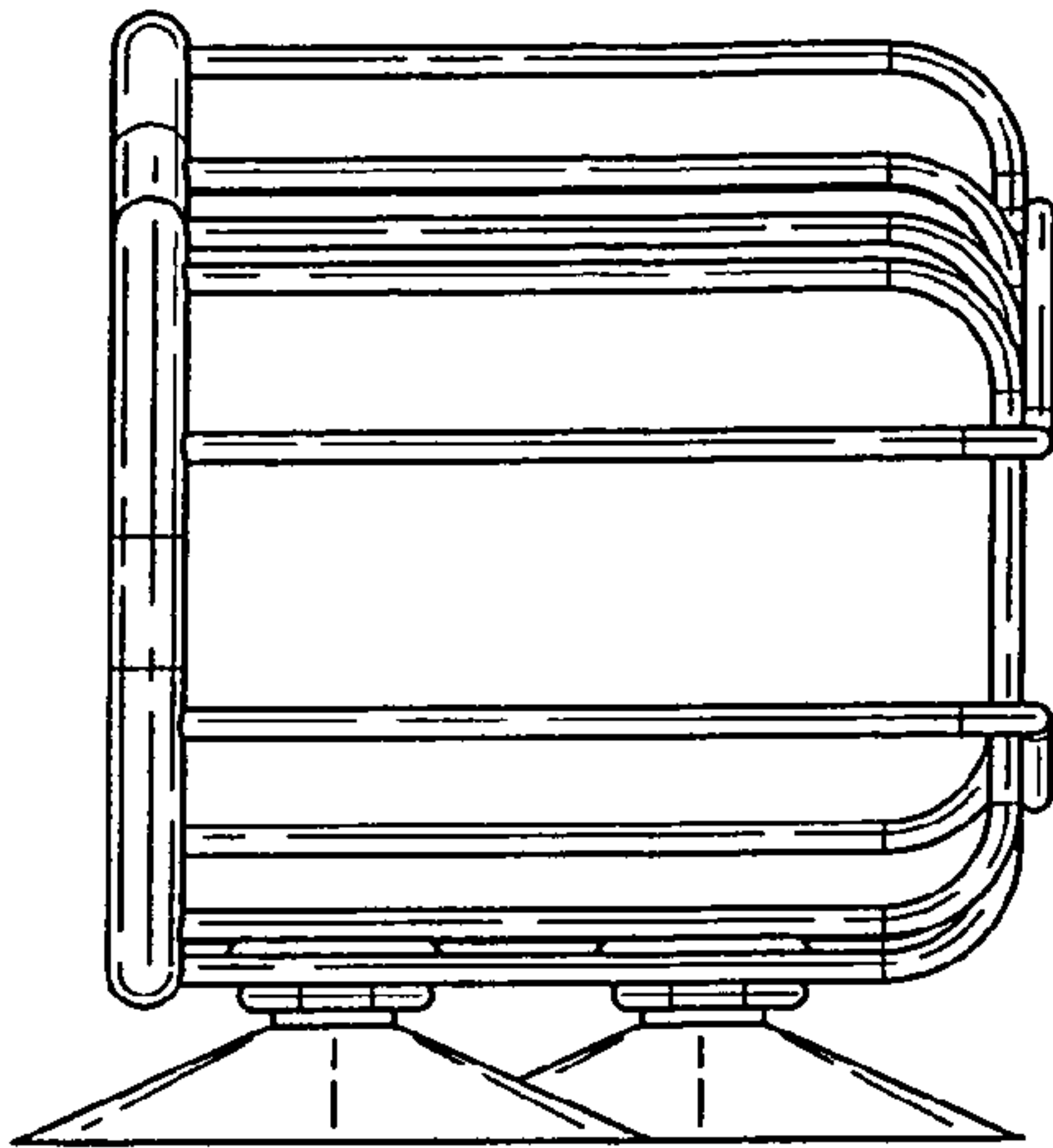


FIG-6

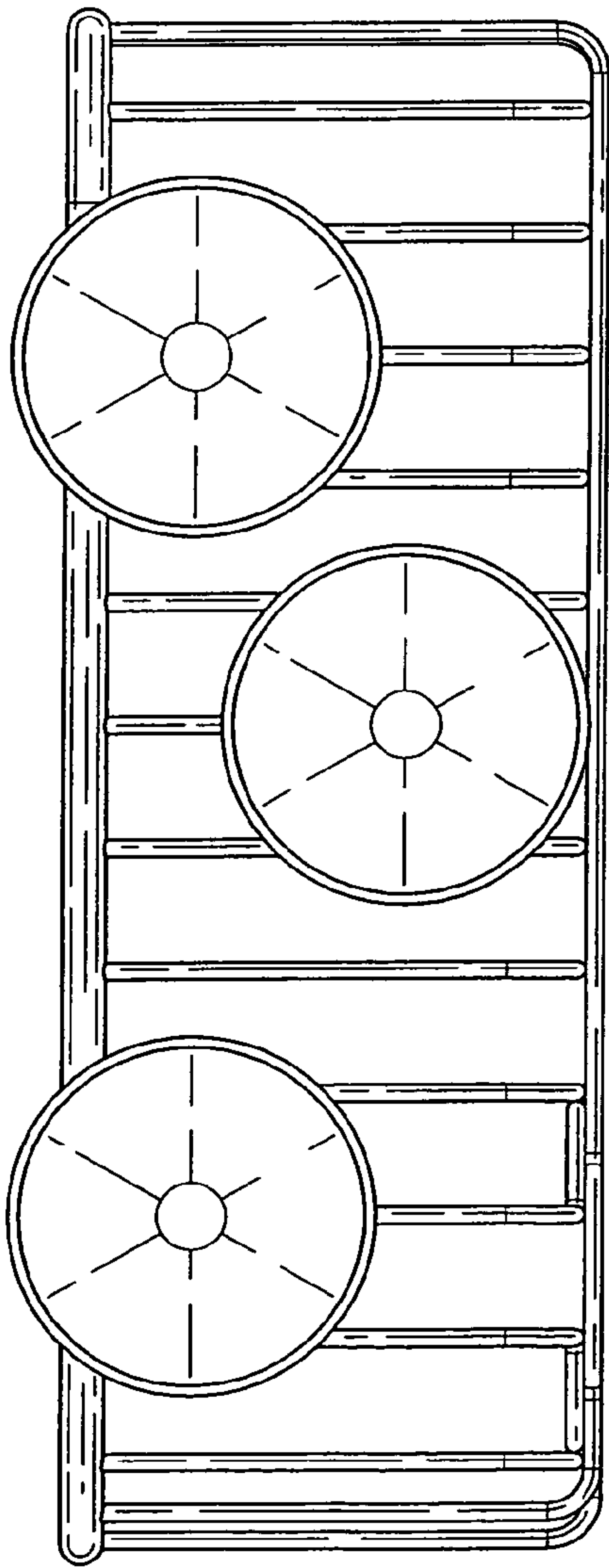


FIG-5

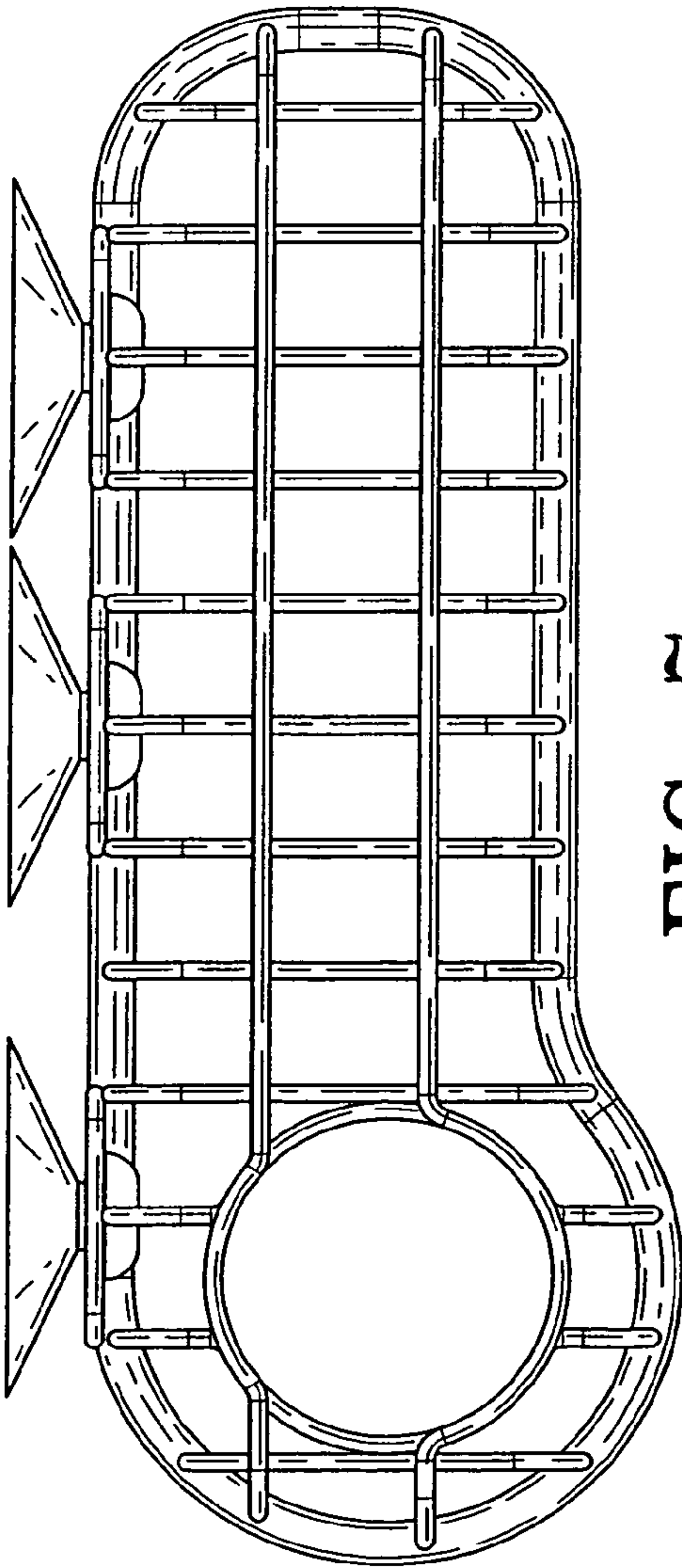


FIG-7