



US00D637848S

(12) **United States Design Patent**
Kramer et al.

(10) **Patent No.:** **US D637,848 S**

(45) **Date of Patent:** **** May 17, 2011**

(54) **FOAM DISPENSER**

(75) Inventors: **Kenneth L. Kramer**, Tai Po (HK);
Chao Yuan Li, Shenzhen (CN); **Ng Shu**
Leung, Yuen Long (HK); **Ji Sung Woo**,
Sha Tin (HK); **James J. Aubuchon**,
Saint Louis, MO (US); **Eric Halstead**,
Quebec City (CA); **David P. Hozeska**,
Ferguson, MO (US); **James P. Leary**,
Shiloh, IL (US)

(73) Assignee: **American Sterilizer Company**, Mentor,
OH (US)

(**) Term: **14 Years**

(21) Appl. No.: **29/354,306**

(22) Filed: **Jan. 22, 2010**

(51) **LOC (9) Cl.** **23-02**

(52) **U.S. Cl.** **D6/545**

(58) **Field of Classification Search** D6/542-545,
D6/553, 567, 574; 206/77.1; 211/13.1, 86.01,
211/87.01; 221/14, 92, 649, 146.1, 146.2,
221/105; 222/281-282; D23/225
See application file for complete search history.

(56) **References Cited**

U.S. PATENT DOCUMENTS

D293,402 S	12/1987	Petterson	D6/545
D393,975 S	5/1998	Bunschoten et al.	D6/545
D416,418 S	* 11/1999	Kampe et al.	D6/545
D443,782 S	6/2001	Kauzlarich et al.	D6/545
D467,108 S	12/2002	Ahlstrom et al.	D6/545
D484,721 S	* 1/2004	Chou	D6/545

D530,555 S	10/2006	Karraker et al.	D6/545
D552,394 S	10/2007	Vanlane	D6/545
D563,133 S	* 3/2008	Kramer	D6/545
D568,660 S	* 5/2008	Hodgson et al.	D6/545
D611,747 S	* 3/2010	Kramer et al.	D6/545

* cited by examiner

Primary Examiner — Brian N Vinson

(74) *Attorney, Agent, or Firm* — Kusner & Jaffe; Michael A. Centanni

(57) **CLAIM**

The ornamental design for the foam dispenser, as shown and described.

DESCRIPTION

FIG. 1 is a perspective view of a foam dispenser showing our new design;

FIG. 2 is a front elevational view thereof;

FIG. 3 is a left side elevational view thereof;

FIG. 4 is a right side elevational view thereof;

FIG. 5 is a top plan view thereof;

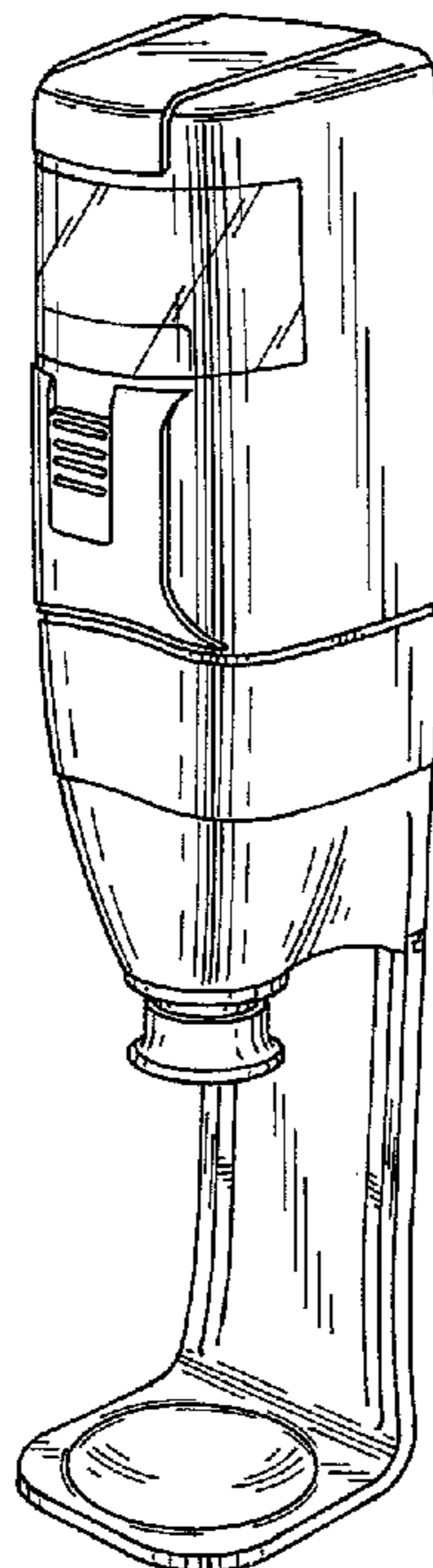
FIG. 6 is a bottom plan view thereof;

FIG. 7 is a rear elevational view thereof, an indicator tab, screws and holes being shown in dashed lines;

FIG. 8 is a front elevational view showing the indicator in an up position; and,

FIG. 9 is a right side elevational view thereof, showing the upper portion of the foam dispenser tilted to an open position, the broken line disclosure of the foam container being for illustrative purposes only and the remaining broken-line disclosure being understood to represent portions of the article in which the claimed design is embodied, but forms no part of the claimed design.

1 Claim, 4 Drawing Sheets



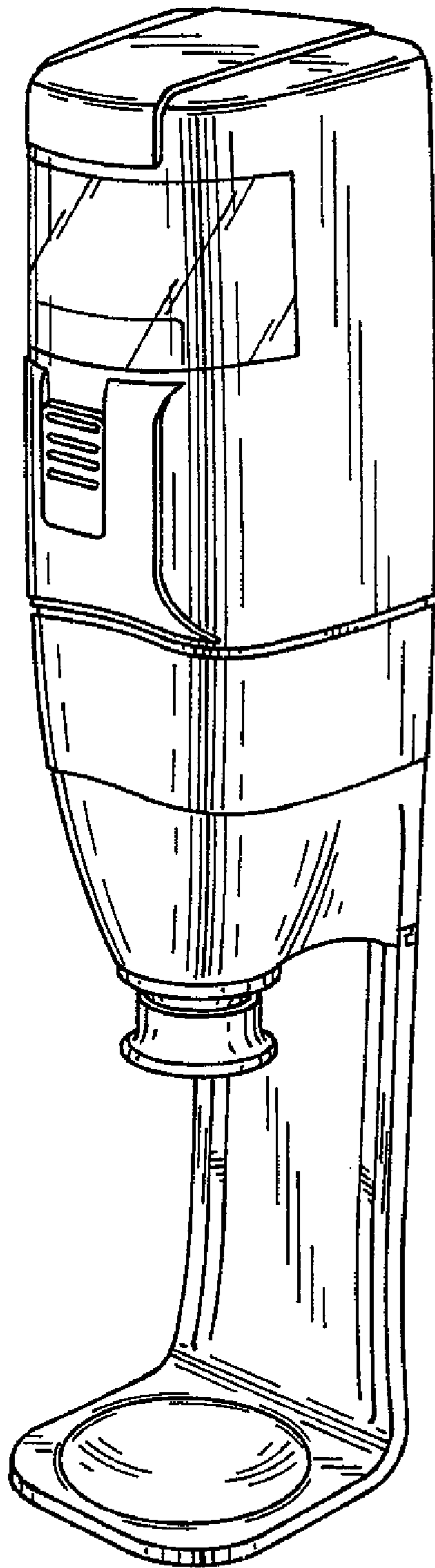


FIG. 1

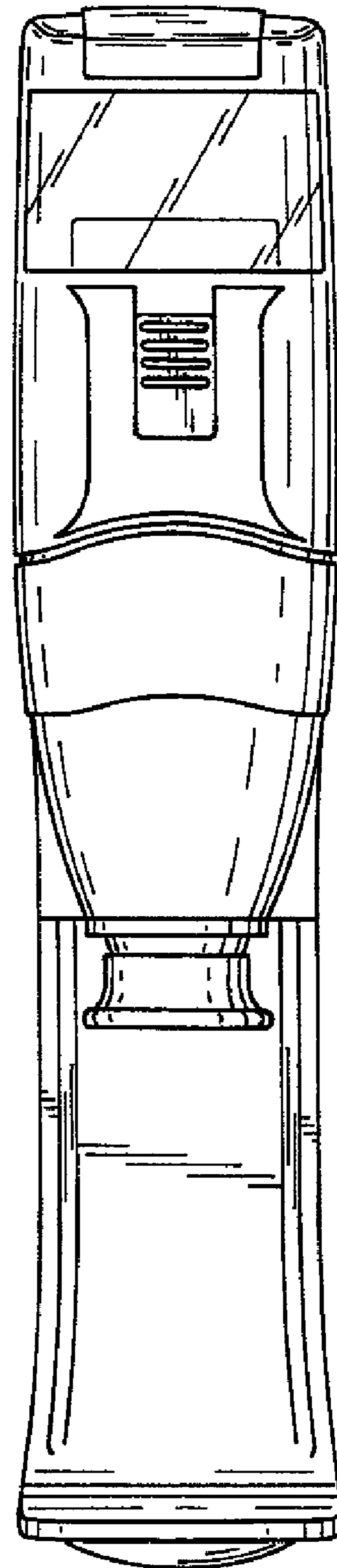


FIG. 2

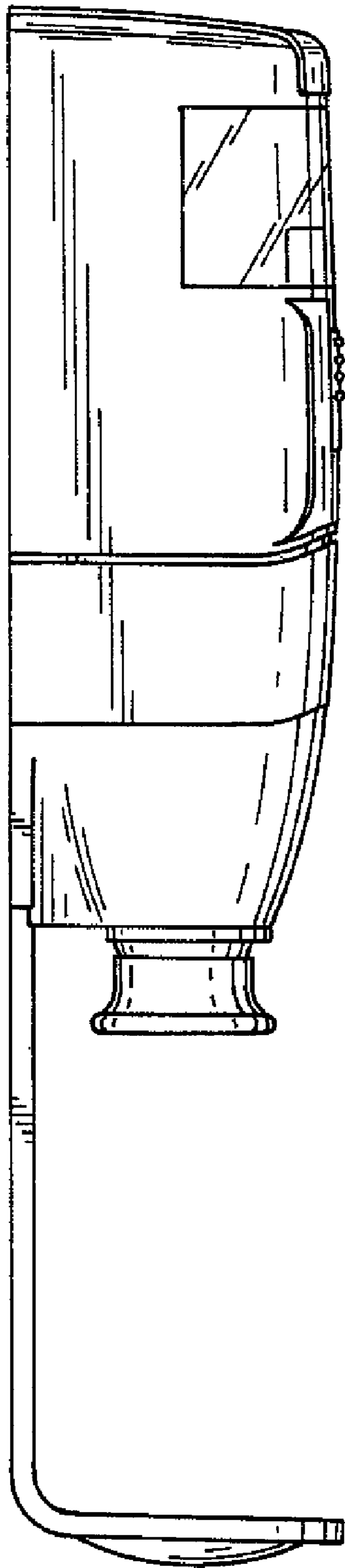


FIG. 3

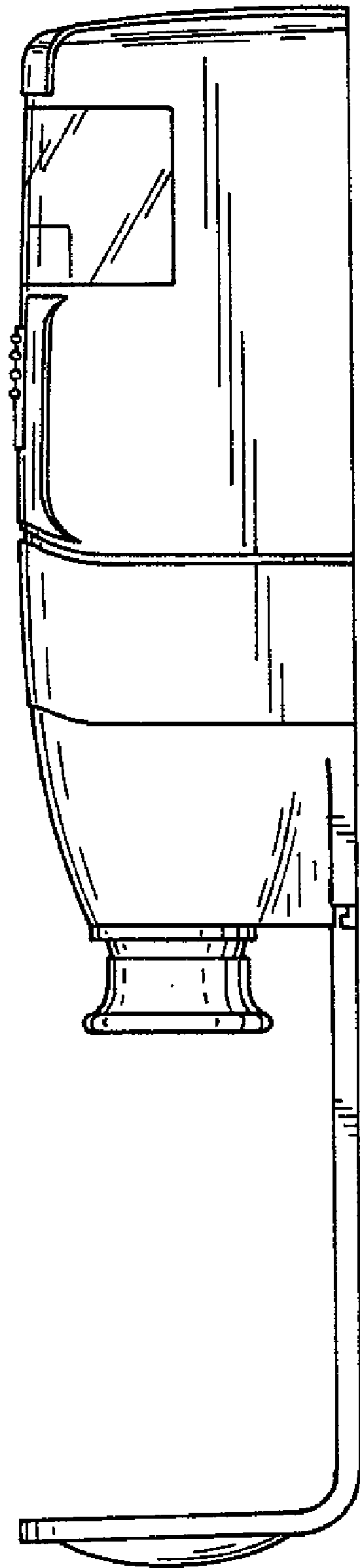


FIG. 4

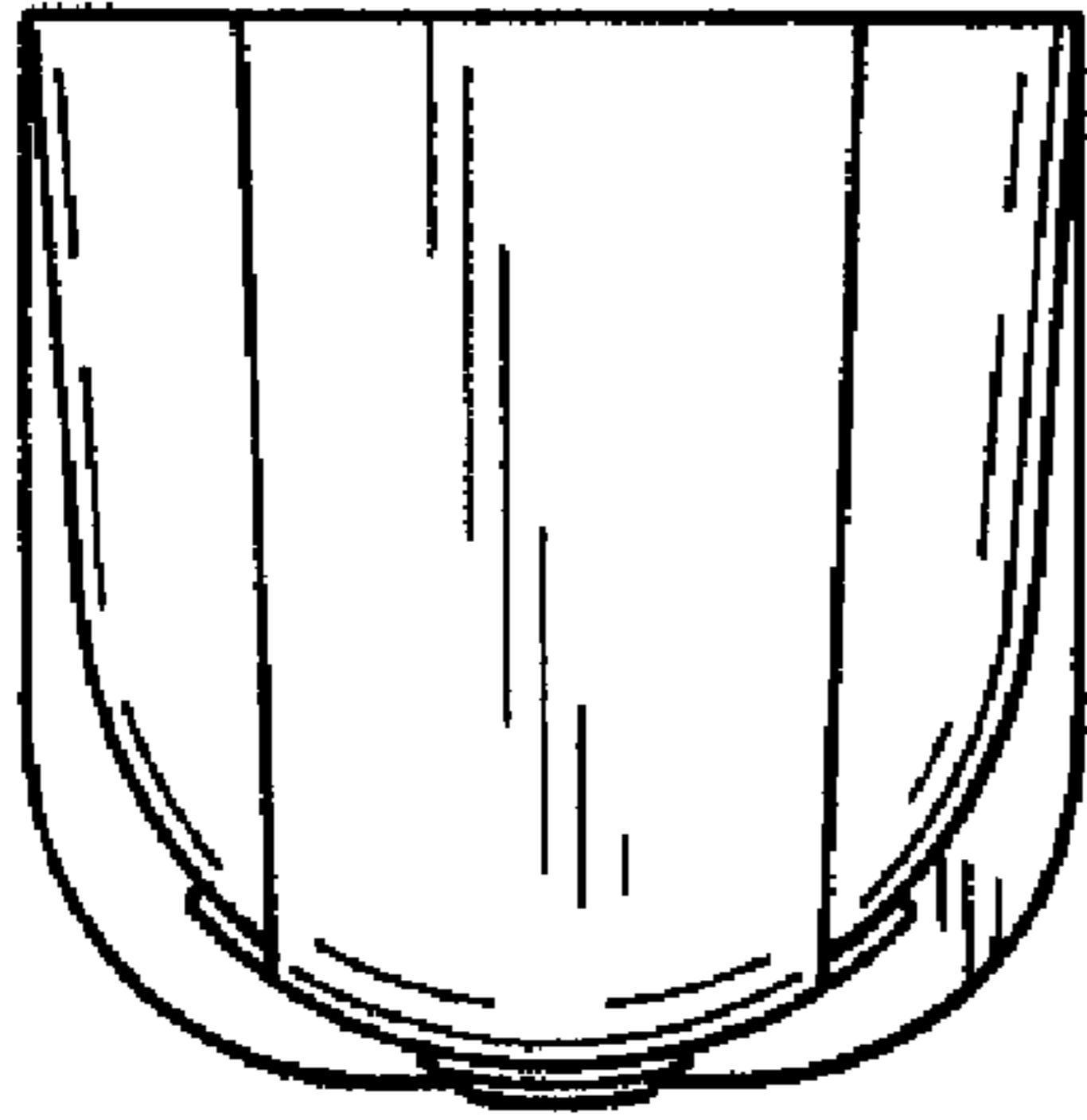


FIG. 5

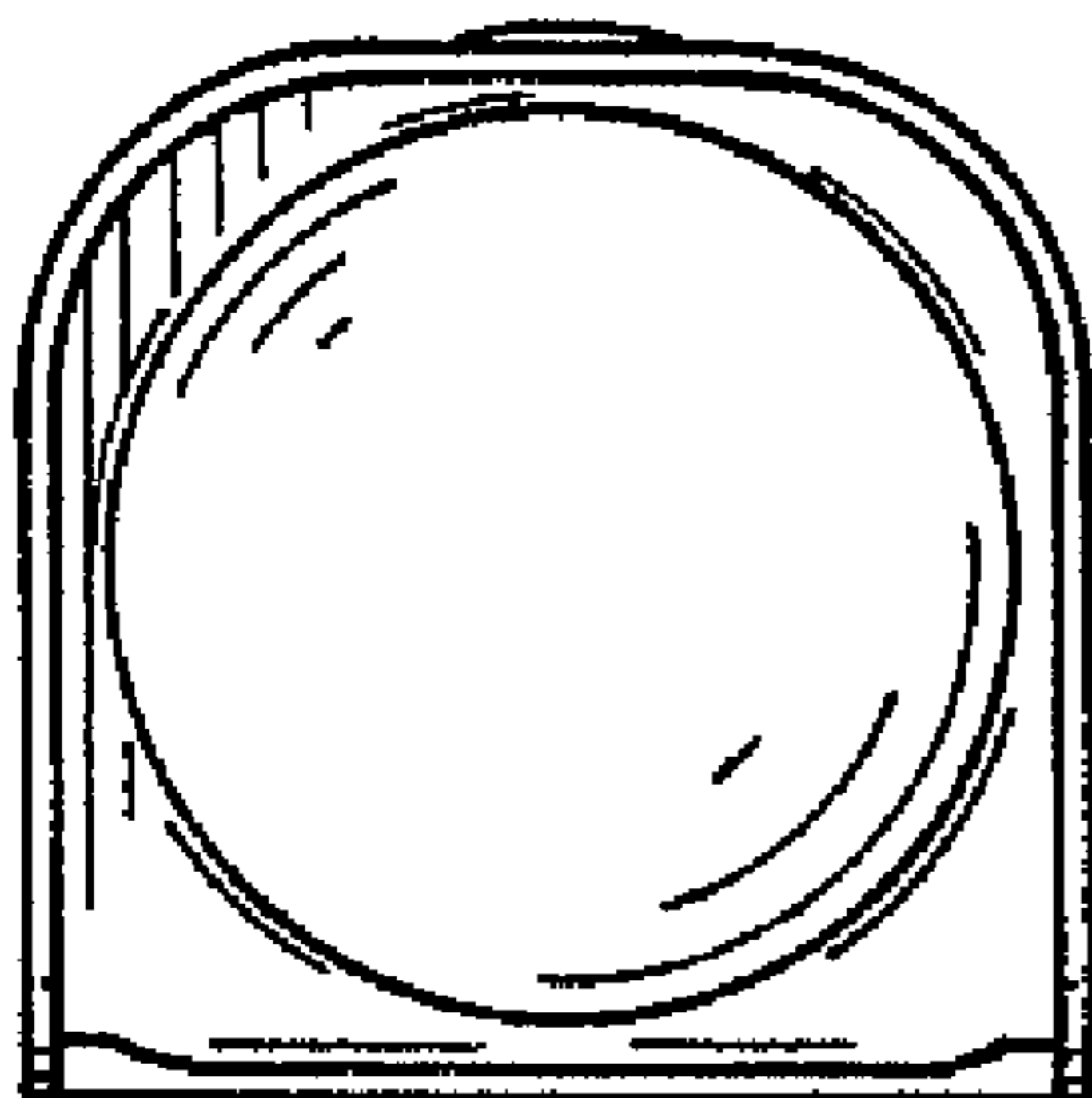


FIG. 6

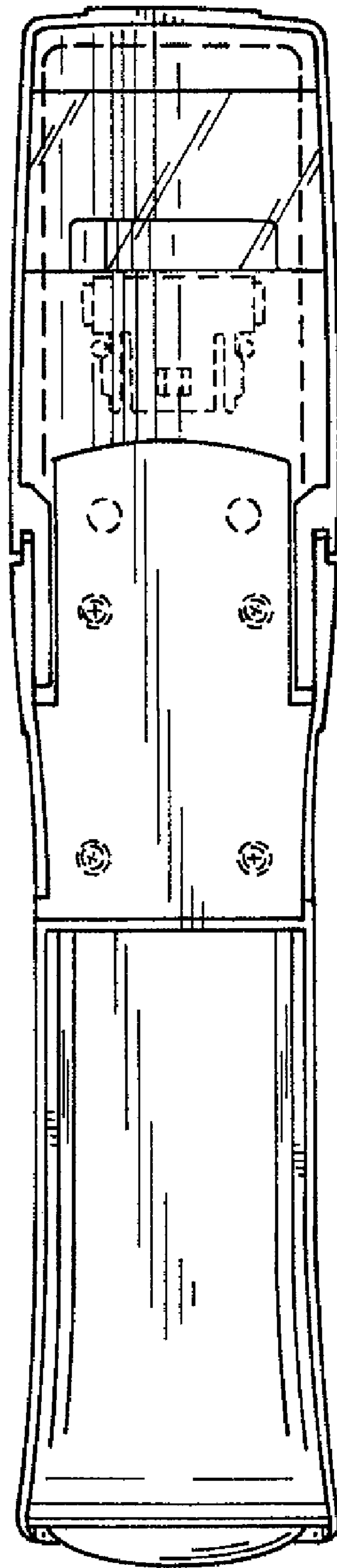


FIG. 7

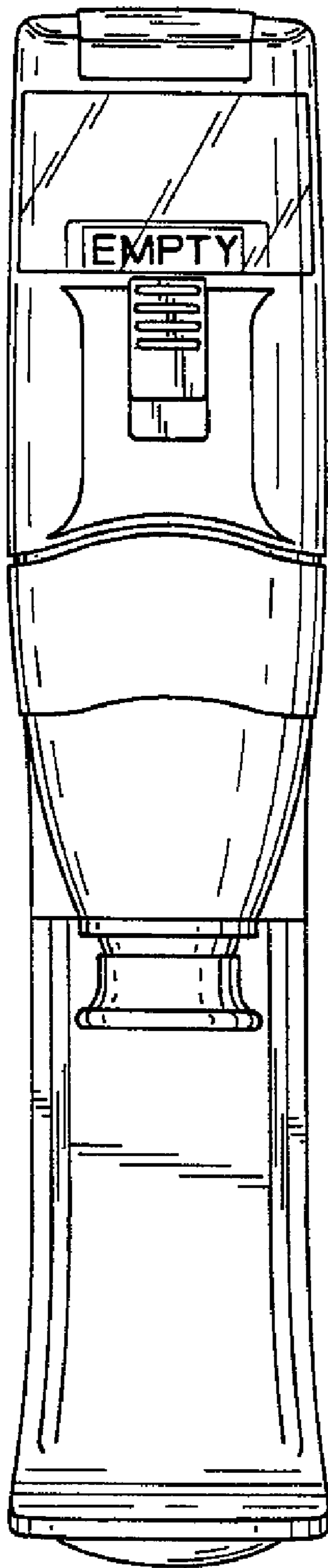


FIG. 8

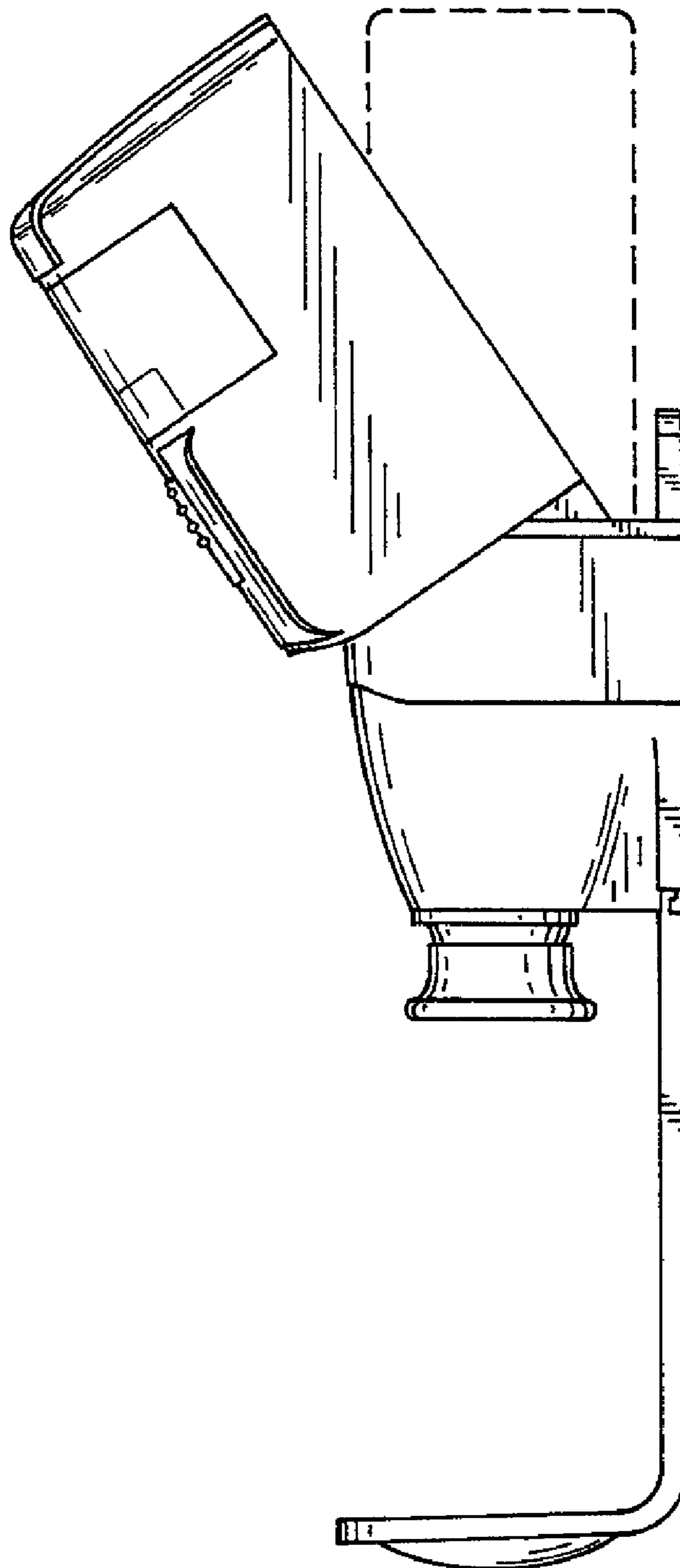


FIG. 9