

US00D637845S

(12) **United States Design Patent**
Kraemer

(10) **Patent No.:** **US D637,845 S**

(45) **Date of Patent:** **** May 17, 2011**

(54) **SOAP DISH**

D599,596 S * 9/2009 Ghiorghie D6/536
D619,396 S * 7/2010 Snell D6/536
D625,943 S * 10/2010 Yang et al. D6/536

(75) Inventor: **Kevin Kraemer**, Cuyahoga Falls, OH
(US)

(73) Assignee: **InterDesign, Inc.**, Solon, OH (US)

(**) Term: **14 Years**

(21) Appl. No.: **29/372,196**

(22) Filed: **Oct. 27, 2010**

(51) **LOC (9) Cl.** **23-02**

(52) **U.S. Cl.** **D6/536**

(58) **Field of Classification Search** D6/536-540,
D6/532; D7/502, 550, 554.2; D9/682, 690,
D9/692; 206/77.1, 557, 587, 823; 211/13.1,
211/85.4, 85.12

See application file for complete search history.

OTHER PUBLICATIONS

InterDesign, Inc. Product Brochure—2000, p. 44.
InterDesign, Inc. Product Brochure—2001, p. 4.
InterDesign, Inc. Product Brochure—2003, pp. 9, 10, 11, 14, 16, 17,
24.
InterDesign, Inc. Product Brochure—2004, p. 20, 24, 28.
InterDesign, Inc. Product Brochure—2005, p. 6.
InterDesign, Inc. Product Brochure—2006, pp. 2, 3, 4, 5, 6, 8, 11.
InterDesign, Inc. Product Brochure—2007, pp. 3, 4, 5, 8, 9, 12.
InterDesign, Inc. Product Brochure—2008, pp. 28, 31.
InterDesign, Inc. Product Brochure—2009, pp. 3, 4, 5, 7, 8.

* cited by examiner

Primary Examiner — Brian N Vinson

(74) *Attorney, Agent, or Firm* — D. Peter Hochberg; Sean F.
Mellino; Daniel J. Smola

(57) **CLAIM**

The ornamental design for an soap dish, as shown and
described.

(56) **References Cited**

U.S. PATENT DOCUMENTS

D417,574 S * 12/1999 Ludwig D6/536
D478,232 S 8/2003 Dretzka
D498,103 S 11/2004 Dretzka
D499,291 S 12/2004 Snell
D532,635 S 11/2006 Snell
D533,382 S 12/2006 Snell
D545,100 S 6/2007 Dretzka
D547,583 S * 7/2007 Dretzka D6/536
D599,594 S 9/2009 Snell
D599,595 S 9/2009 Dretzka

DESCRIPTION

FIG. 1 is a perspective view of the soap dish according to the
invention;

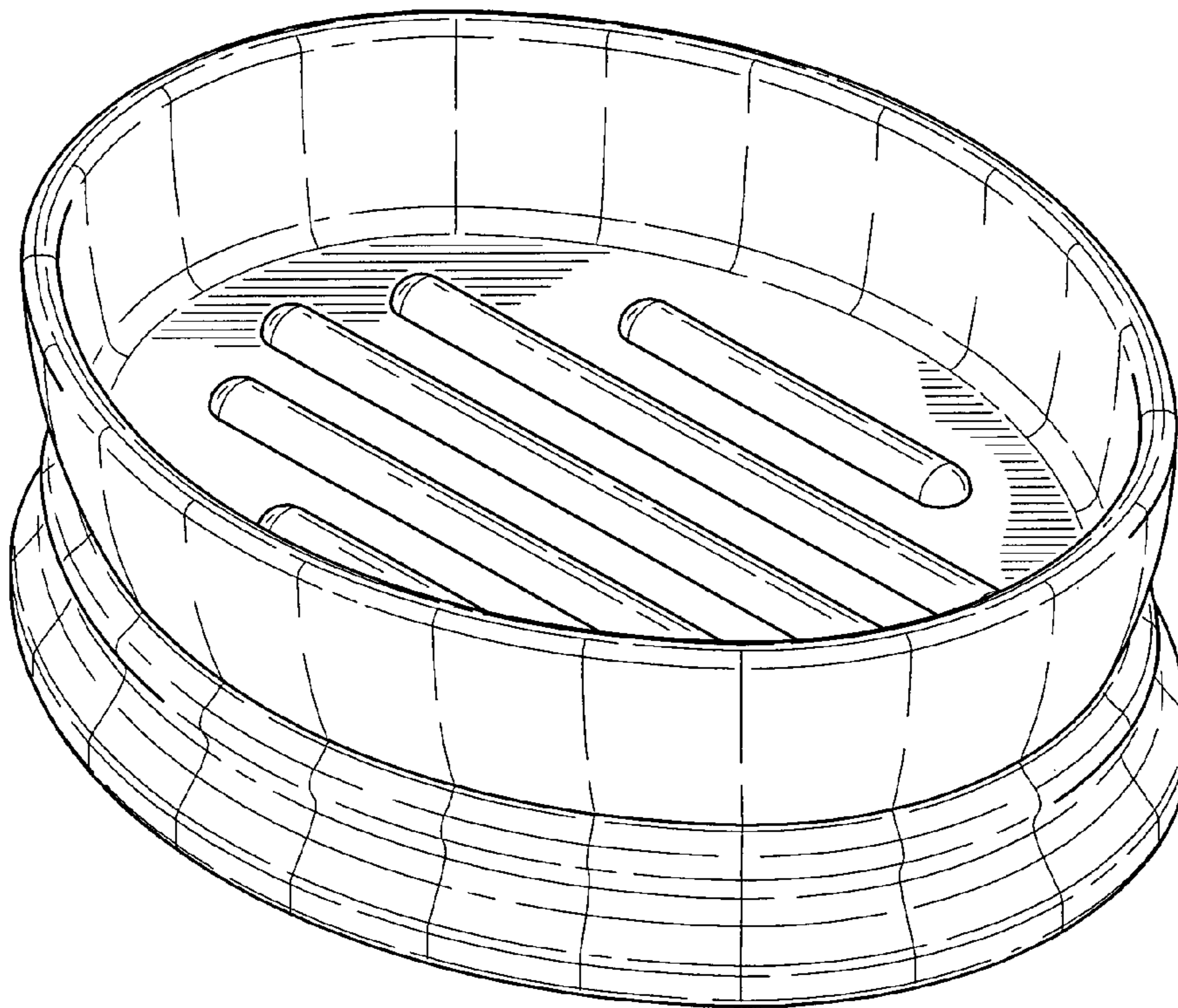
FIG. 2 is a top view of the soap dish as shown in FIG. 1;

FIG. 3 is a bottom view of the soap dish as shown in FIG. 1;

FIG. 4 is a front view of the soap dish as shown in FIG. 1,
which is identical to the rear view; and,

FIG. 5 is a side view of the soap dish as shown in FIG. 1,
which is identical to the other side view.

1 Claim, 3 Drawing Sheets



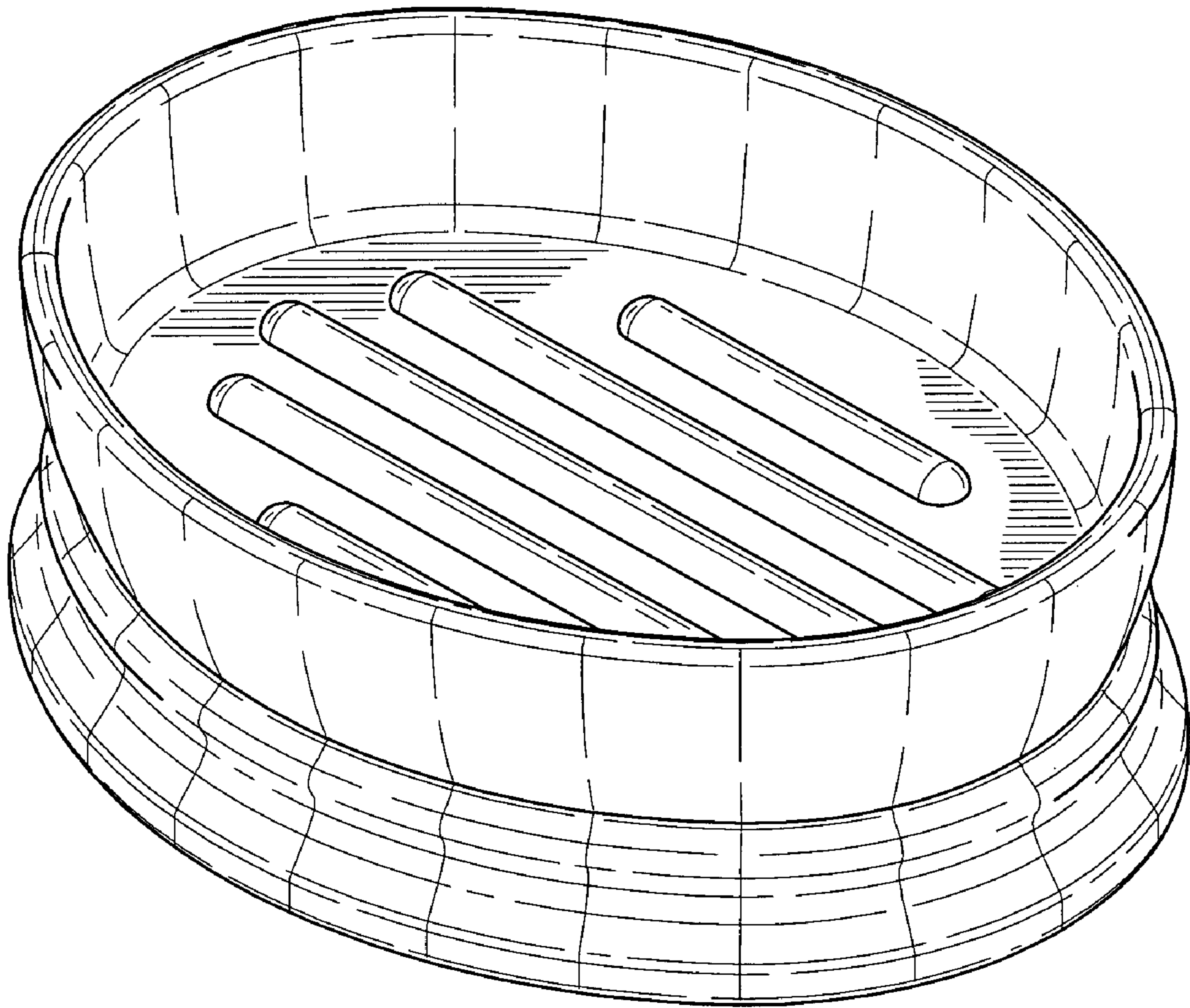


FIG-1

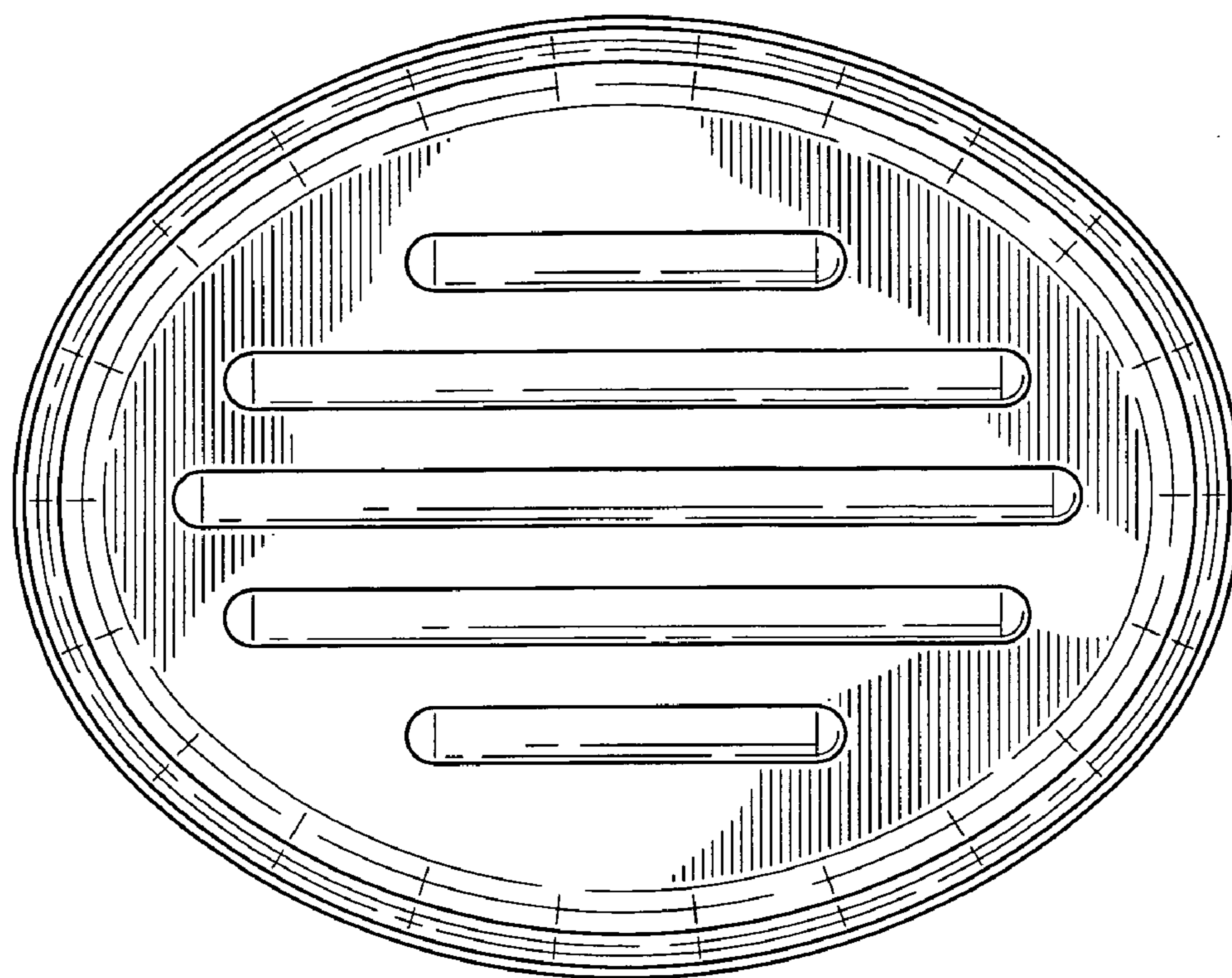


FIG-2

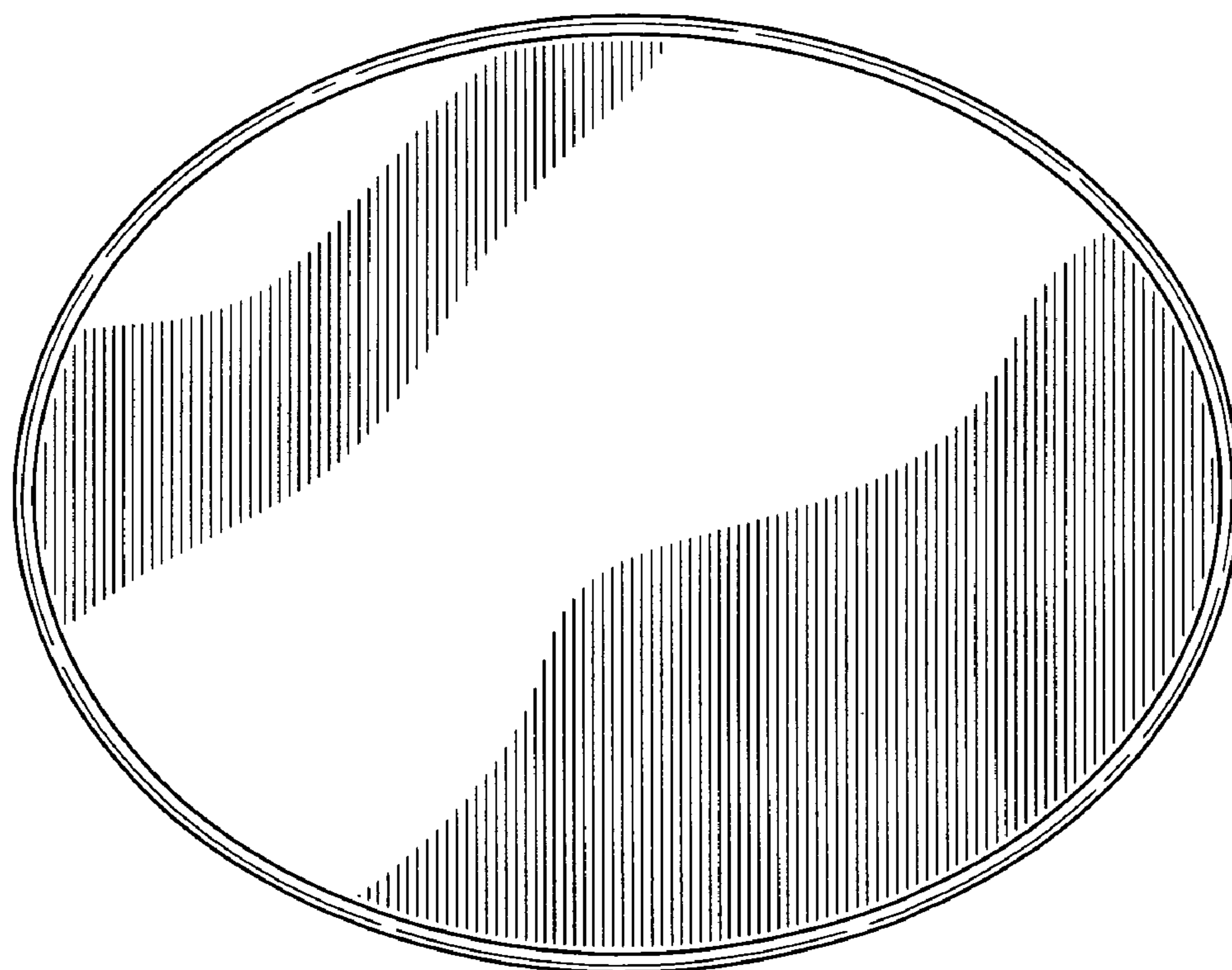


FIG-3

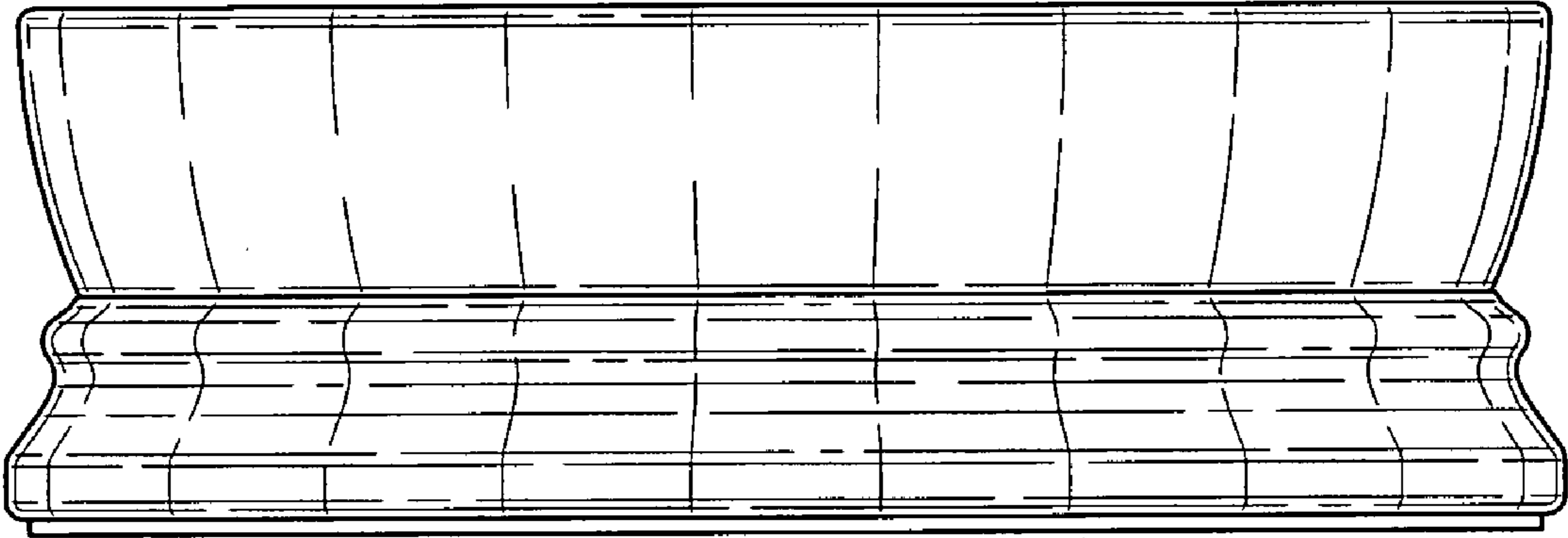


FIG-4

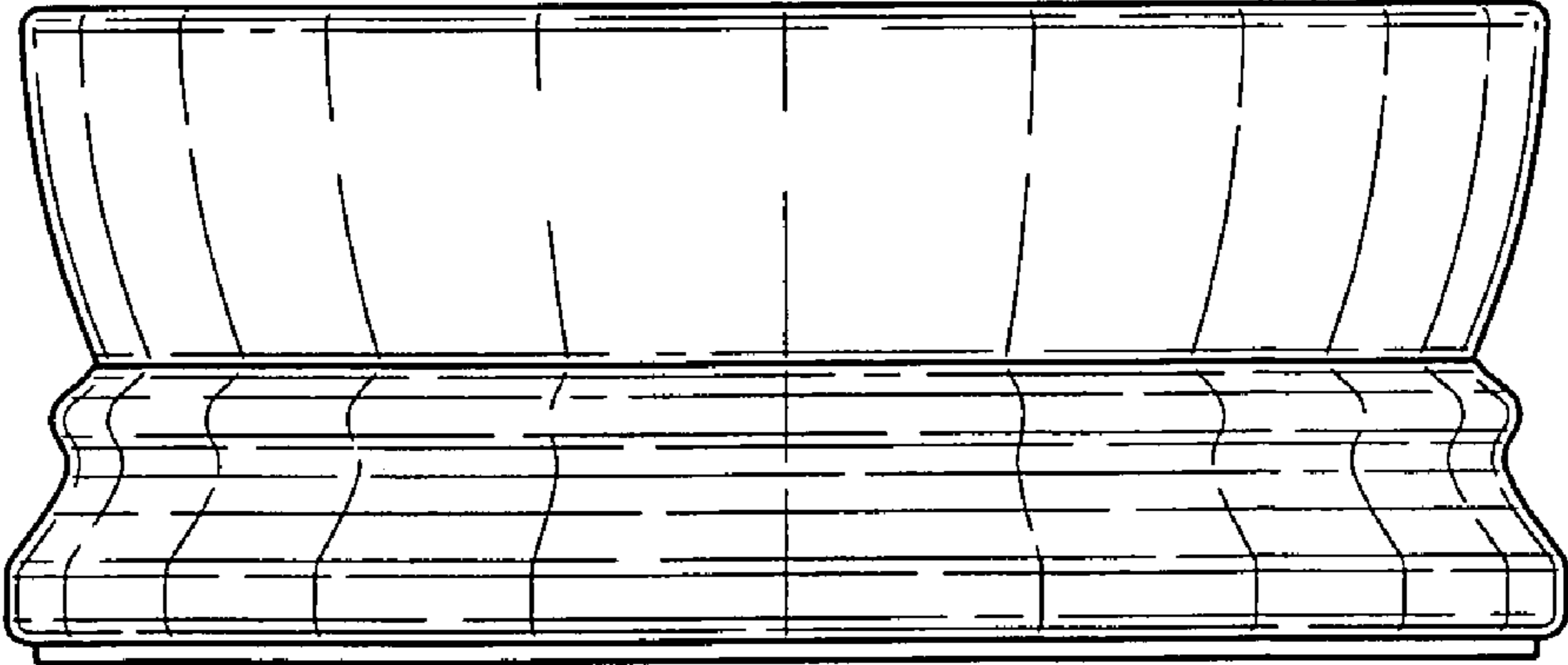


FIG-5