



US00D637843S

(12) **United States Design Patent**  
**Kraemer**

(10) **Patent No.:** **US D637,843 S**

(45) **Date of Patent:** **\*\* May 17, 2011**

(54) **SOAP DISH**

D599,596 S \* 9/2009 Ghiorghie ..... D6/536  
D619,396 S \* 7/2010 Snell ..... D6/536  
D625,943 S \* 10/2010 Yang et al. .... D6/536

(75) Inventor: **Kevin Kraemer**, Cuyahoga Falls, OH  
(US)

(73) Assignee: **InterDesign, Inc.**, Solon, OH (US)

(\*\*) Term: **14 Years**

(21) Appl. No.: **29/372,194**

(22) Filed: **Oct. 27, 2010**

(51) **LOC (9) Cl.** ..... **23-02**

(52) **U.S. Cl.** ..... **D6/536**

(58) **Field of Classification Search** ..... D6/536-540,  
D6/532; D7/502, 550, 554.2; D9/682, 690,  
D9/692; 206/77.1, 557, 587, 823; 211/13.1,  
211/85.4, 85.12

See application file for complete search history.

**OTHER PUBLICATIONS**

InterDesign, Inc. Product Brochure—2000, p. 44.  
InterDesign, Inc. Product Brochure—2001, p. 4.  
InterDesign, Inc. Product Brochure—2003, pp. 9, 10, 11, 14, 16, 17,  
24.  
InterDesign, Inc. Product Brochure—2004, p. 20, 24, 28.  
InterDesign, Inc. Product Brochure—2005, p. 6.  
InterDesign, Inc. Product Brochure—2006, pp. 2, 3, 4, 5, 6, 8, 11.  
InterDesign, Inc. Product Brochure—2007, pp. 3, 4, 5, 8, 9, 12.  
InterDesign, Inc. Product Brochure—2008, pp. 28, 31.  
InterDesign, Inc. Product Brochure—2009, pp. 3, 4, 5, 7, 8.

\* cited by examiner

*Primary Examiner* — Brian N Vinson

(74) *Attorney, Agent, or Firm* — D. Peter Hochberg; Sean F.  
Mellino; Daniel J. Smola

(57) **CLAIM**

The ornamental design for an soap dish, as shown and  
described.

(56) **References Cited**

**U.S. PATENT DOCUMENTS**

D417,574 S \* 12/1999 Ludwig ..... D6/536  
D478,232 S 8/2003 Dretzka  
D498,103 S 11/2004 Dretzka  
D499,291 S 12/2004 Snell  
D532,635 S 11/2006 Snell  
D533,382 S 12/2006 Snell  
D545,100 S 6/2007 Dretzka  
D547,583 S \* 7/2007 Dretzka ..... D6/536  
D599,594 S 9/2009 Snell  
D599,595 S 9/2009 Dretzka

**DESCRIPTION**

FIG. 1 is a perspective view of the soap dish according to the  
invention;

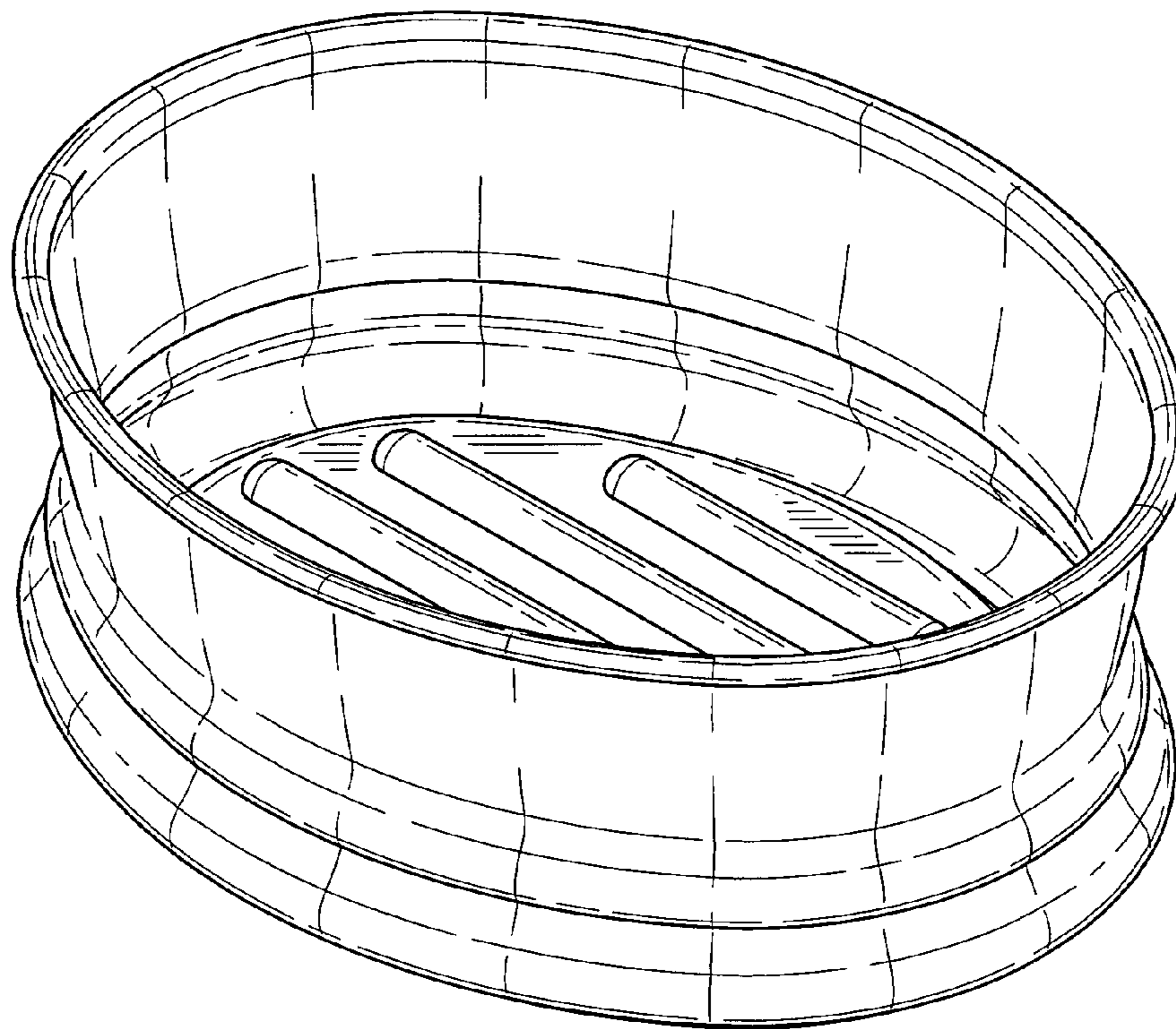
FIG. 2 is a top view of the soap dish as shown in FIG. 1;

FIG. 3 is a bottom view of the soap dish as shown in FIG. 1;

FIG. 4 is a front view of the soap dish as shown in FIG. 1,  
which is identical to the rear view; and,

FIG. 5 is a side view of the soap dish as shown in FIG. 1,  
which is identical to the other side view.

**1 Claim, 3 Drawing Sheets**



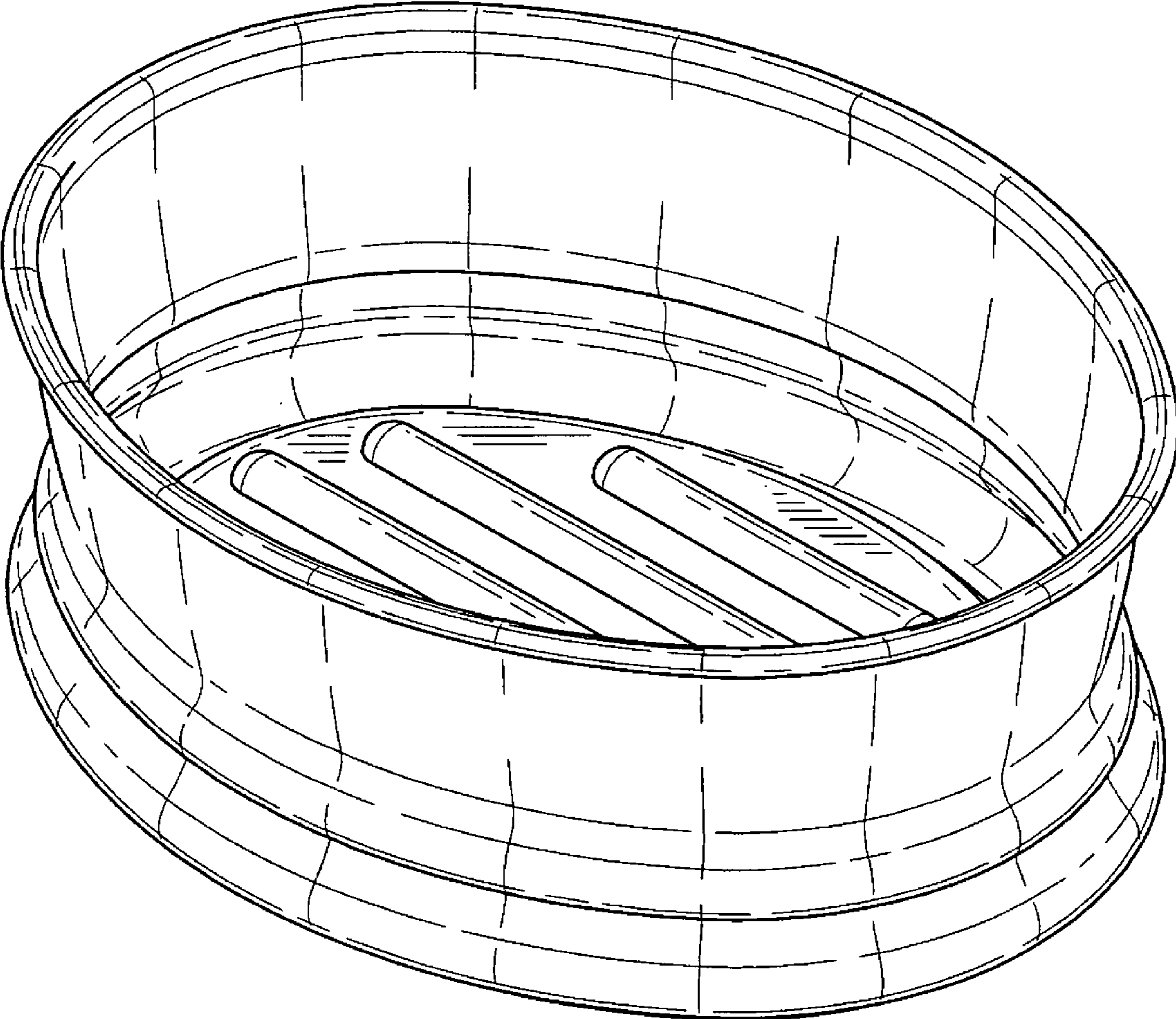


FIG-1

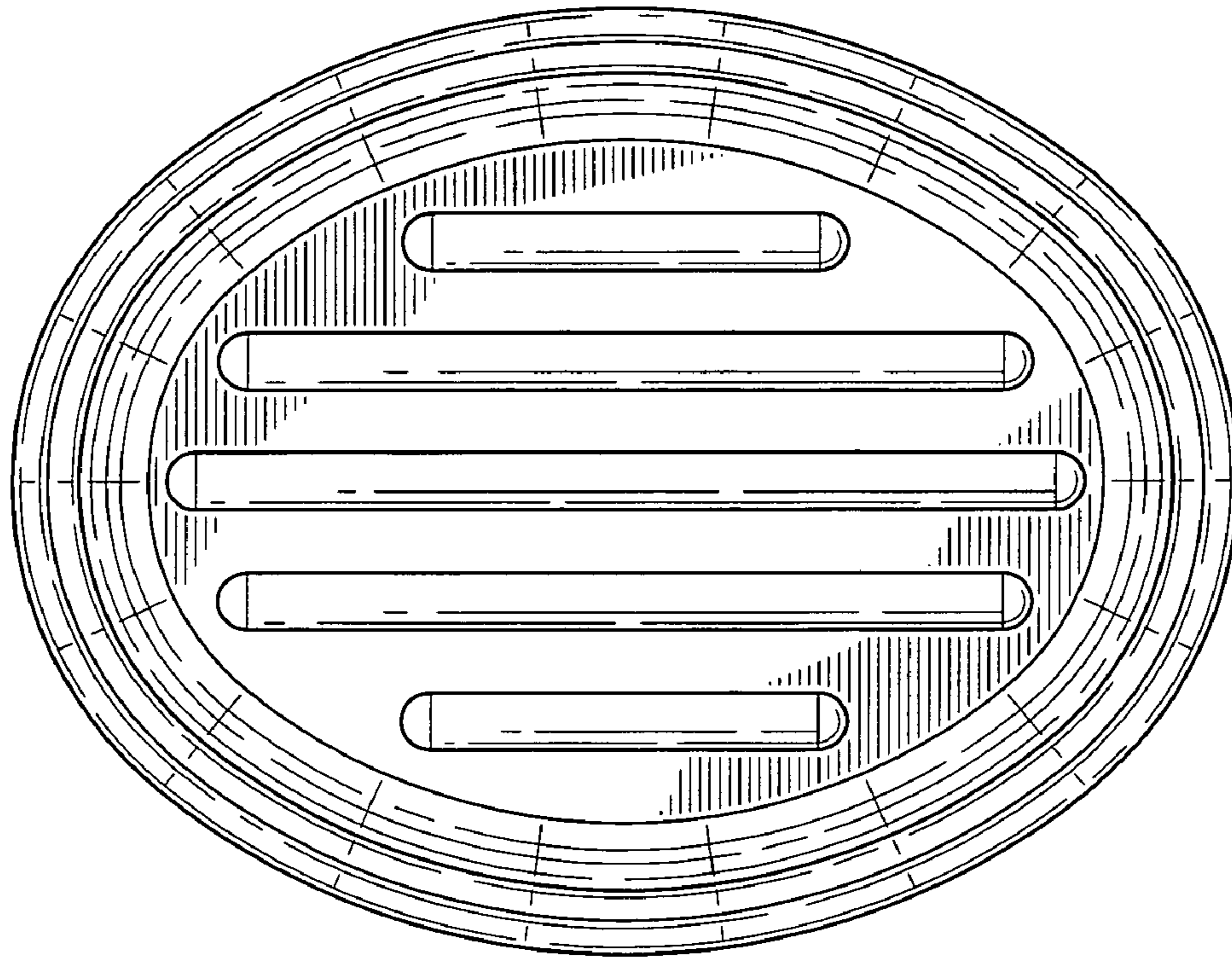


FIG-2

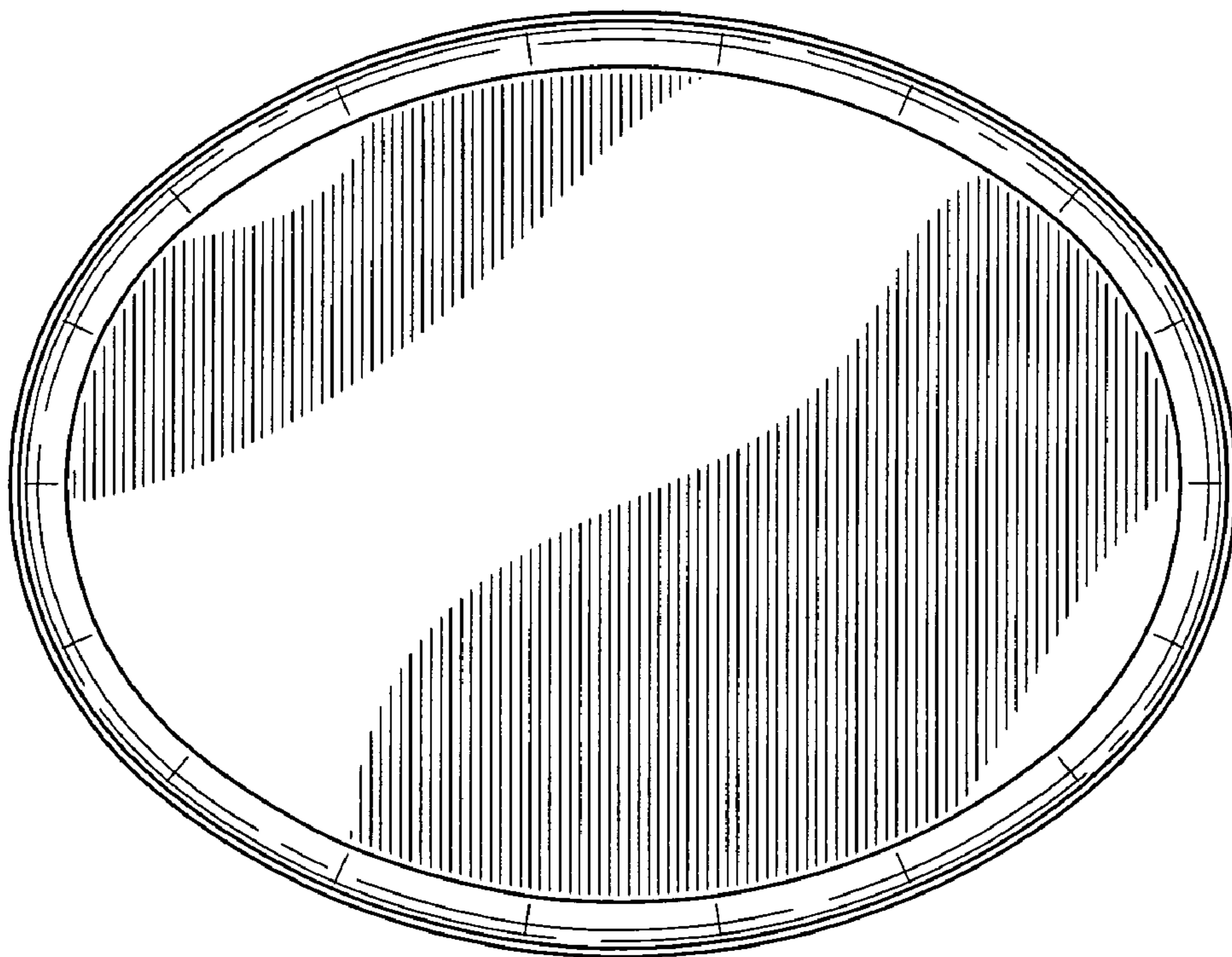


FIG-3

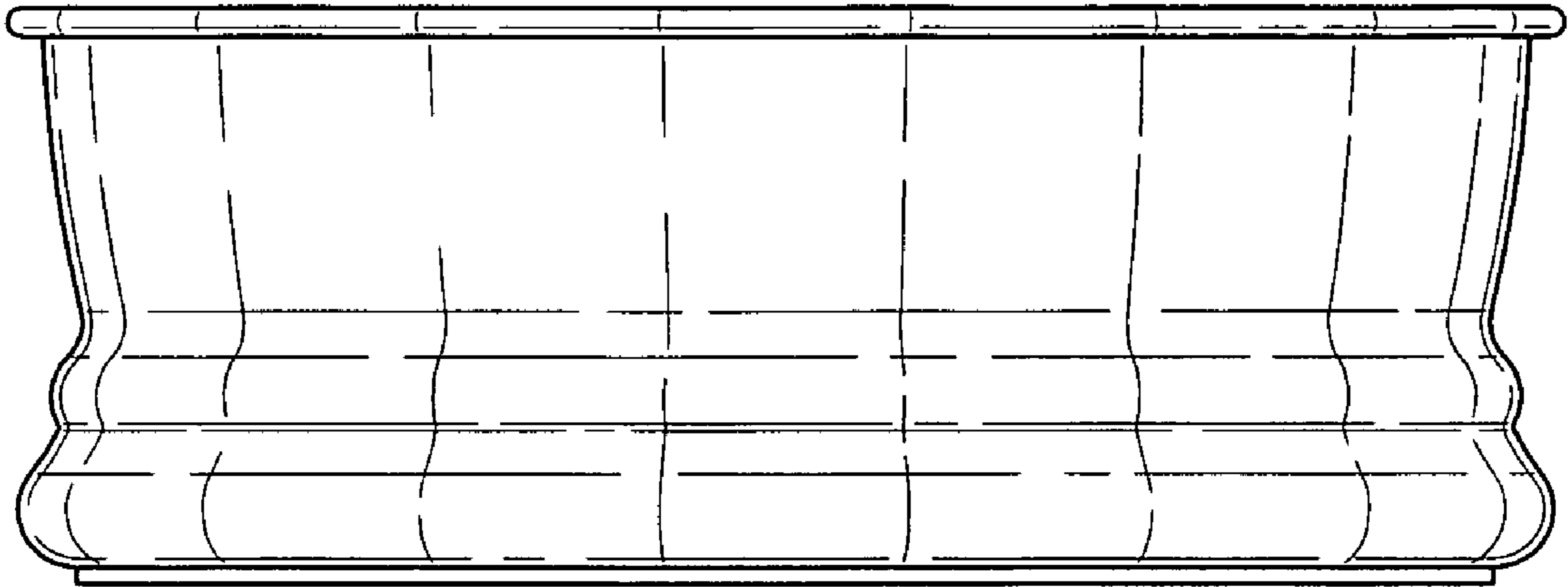


FIG-4

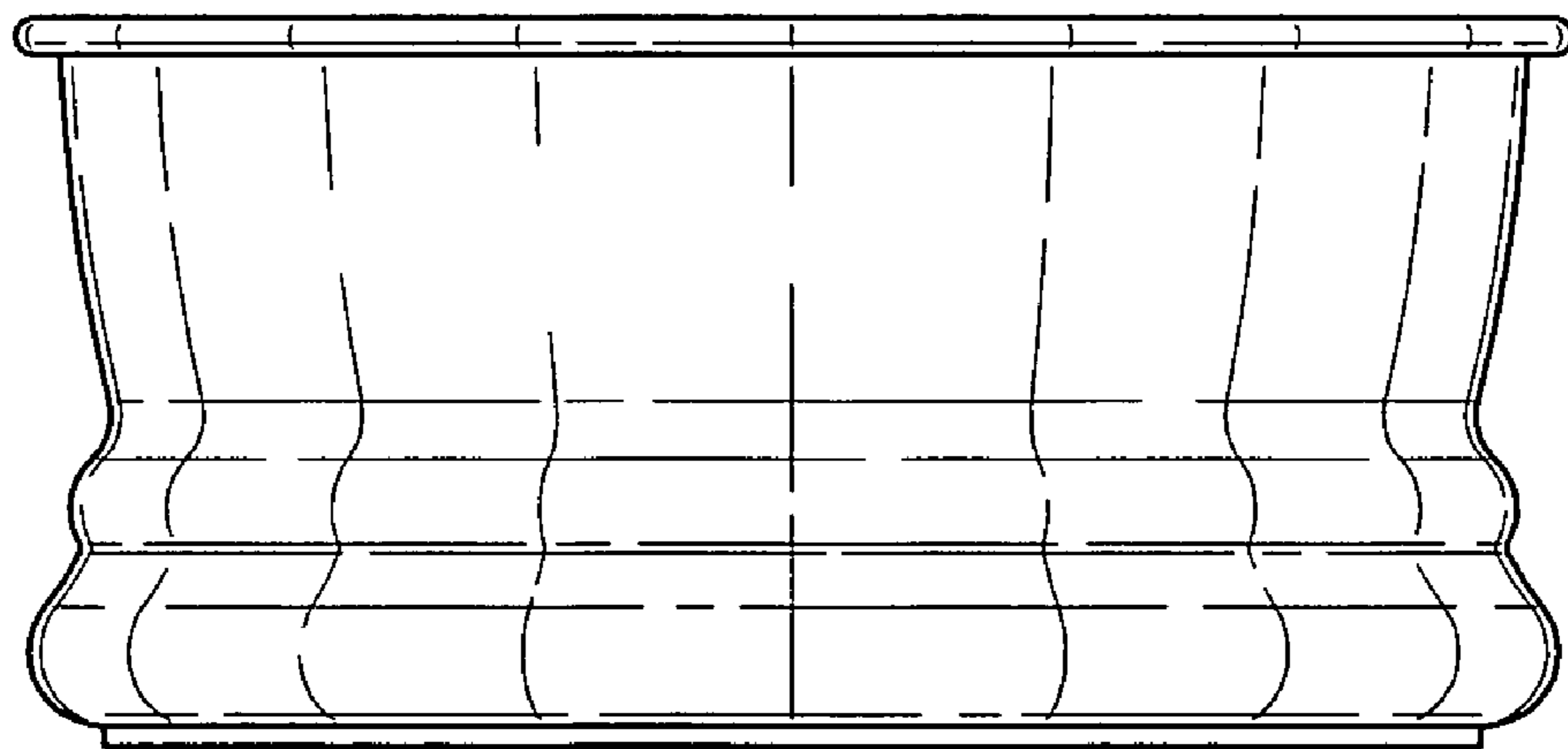


FIG-5