



US00D637834S

(12) **United States Design Patent**  
**Lewis**

(10) **Patent No.:** **US D637,834 S**

(45) **Date of Patent:** **\*\* \*May 17, 2011**

(54) **CONSOLE**

(75) **Inventor:** **Sally Sirkin Lewis, Beverly Hills, CA**  
(US)

(73) **Assignee:** **J. Robert Scott, Inc., Inglewood, CA**  
(US)

(\*) **Notice:** This patent is subject to a terminal disclaimer.

(\*\*) **Term:** **14 Years**

(21) **Appl. No.:** **29/312,763**

(22) **Filed:** **Nov. 12, 2008**

(51) **LOC (9) Cl.** ..... **06-04**

(52) **U.S. Cl.** ..... **D6/446**

(58) **Field of Classification Search** ..... D6/428,  
D6/429, 430, 432-448, 480; 312/114, 117,  
312/138.1, 204, 237, 257.1, 278, 279

See application file for complete search history.

(56) **References Cited**

U.S. PATENT DOCUMENTS

D146,845 S *	6/1947	Bach	.....	D6/430
D146,846 S *	6/1947	Bach	.....	D6/430
D385,725 S *	11/1997	Lewis	.....	D6/446
D430,428 S *	9/2000	Cain	.....	D6/446

\* cited by examiner

*Primary Examiner* — Mimosa De

(74) *Attorney, Agent, or Firm* — Cox Smith Matthews Incorporated


(57) **CLAIM**

The ornamental design for a console, as shown and described.

**DESCRIPTION**

FIG. 1 is a perspective view of the console of my design; FIG. 2 is a top view of the console; FIG. 3 is a front view of the console; FIG. 4 is right side view of the console (the left side view, being a mirror image of the right side view, is not shown); FIG. 5 is a back view of the console; and, FIG. 6 is a bottom view of the console.

**1 Claim, 3 Drawing Sheets**






FIG. 1




FIG. 2

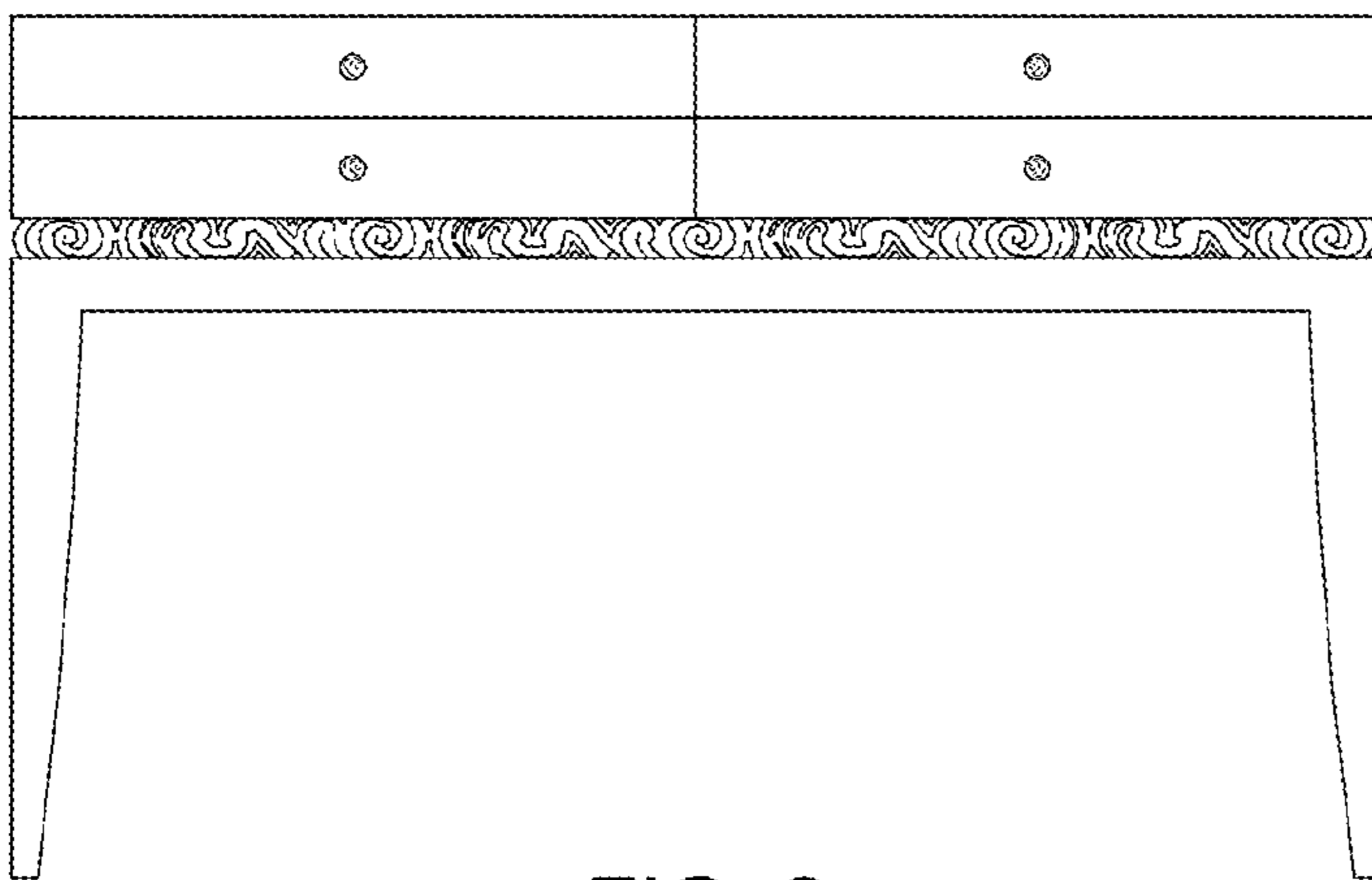


FIG. 3

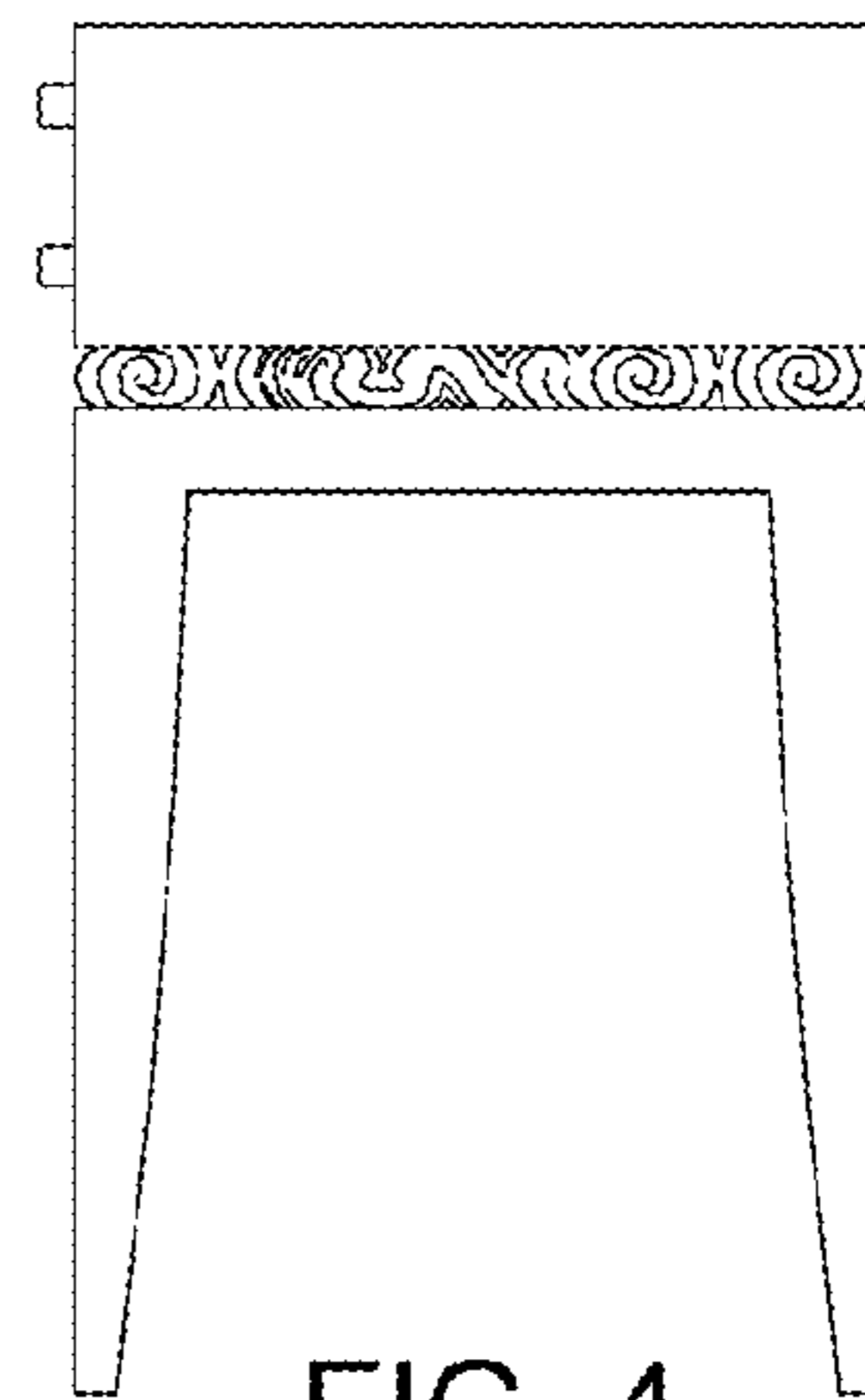


FIG. 4




FIG. 5




FIG. 6