



US00D637813S

(12) **United States Design Patent**
Liang

(10) **Patent No.:** **US D637,813 S**

(45) **Date of Patent:** **** May 17, 2011**

(54) **GLASSES CLEANING CLOTH CASE**

(75) Inventor: **Hong Liang**, Zhejiang (CN)

(73) Assignee: **Ningbo Power Stationary & Promotion Industry Co., Ltd.** (CN)

(**) Term: **14 Years**

(21) Appl. No.: **29/367,307**

(22) Filed: **Aug. 5, 2010**

(51) **LOC (9) Cl.** **03-01**

(52) **U.S. Cl.** **D3/294**

(58) **Field of Classification Search** D3/272-273,
D3/284, 294; 206/372-373, 494, 249, 279
See application file for complete search history.

(56) **References Cited**

U.S. PATENT DOCUMENTS

D411,767 S *	7/1999	Keller	D3/273
D412,786 S *	8/1999	Killinger	D3/273
D559,544 S *	1/2008	Allen	D3/254
D559,545 S *	1/2008	Allen	D3/254

* cited by examiner

Primary Examiner — Holly Baynham

(74) *Attorney, Agent, or Firm* — St. Onge Steward Johnston & Reens LLC

(57) **CLAIM**

The ornamental design for a glasses cleaning cloth case, as shown and described.

DESCRIPTION

FIG. 1 is a top perspective view of a glasses cleaning cloth case in accordance with the new design;

FIG. 2 is a top view thereof;

FIG. 3 is a bottom view thereof;

FIG. 4 is a front elevation view thereof;

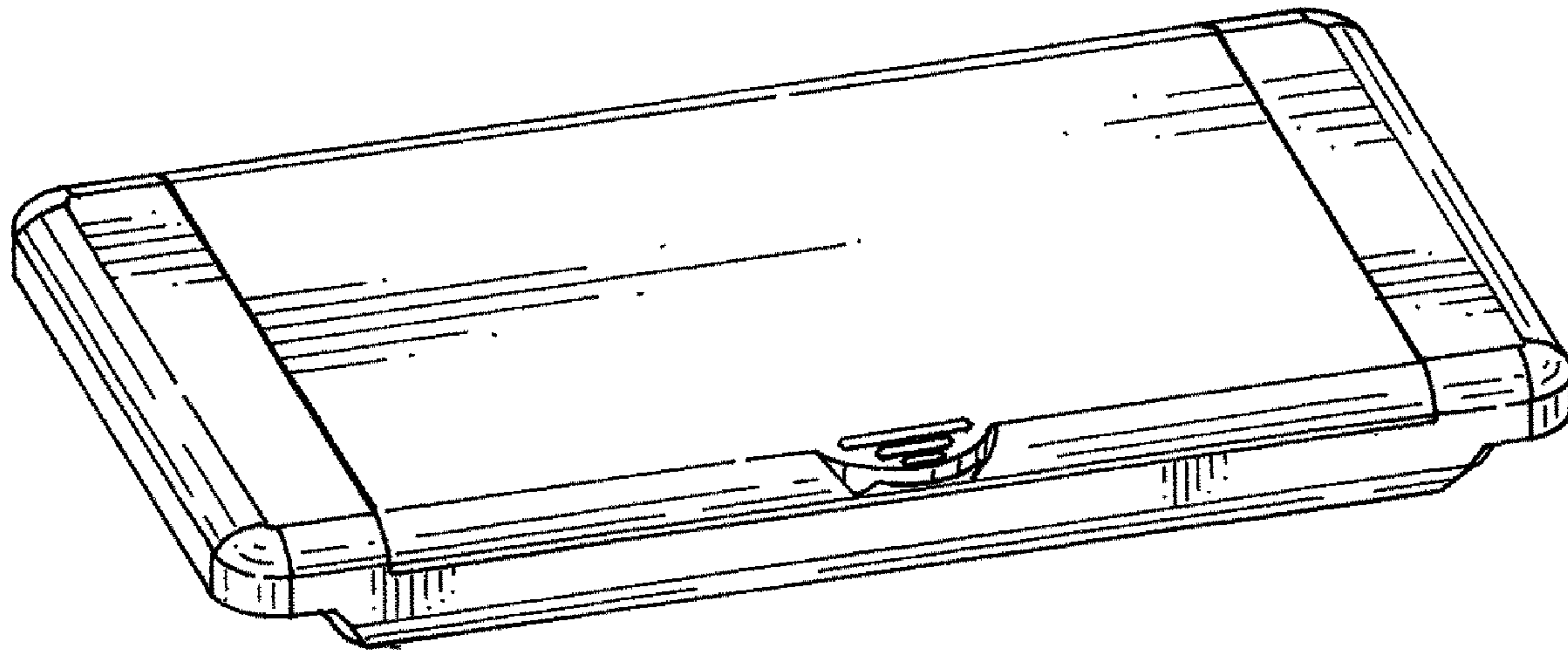
FIG. 5 is a rear elevation view thereof;

FIG. 6 is a right side elevation view thereof, the left side elevation view being a mirror image thereof; and,

FIG. 7 is a top perspective view of the glasses cleaning cloth case of FIG. 1 shown in open position.

The broken lines showing a rectangular shape is for the purposes of illustrating environment and forms no part of the claimed design.

1 Claim, 3 Drawing Sheets



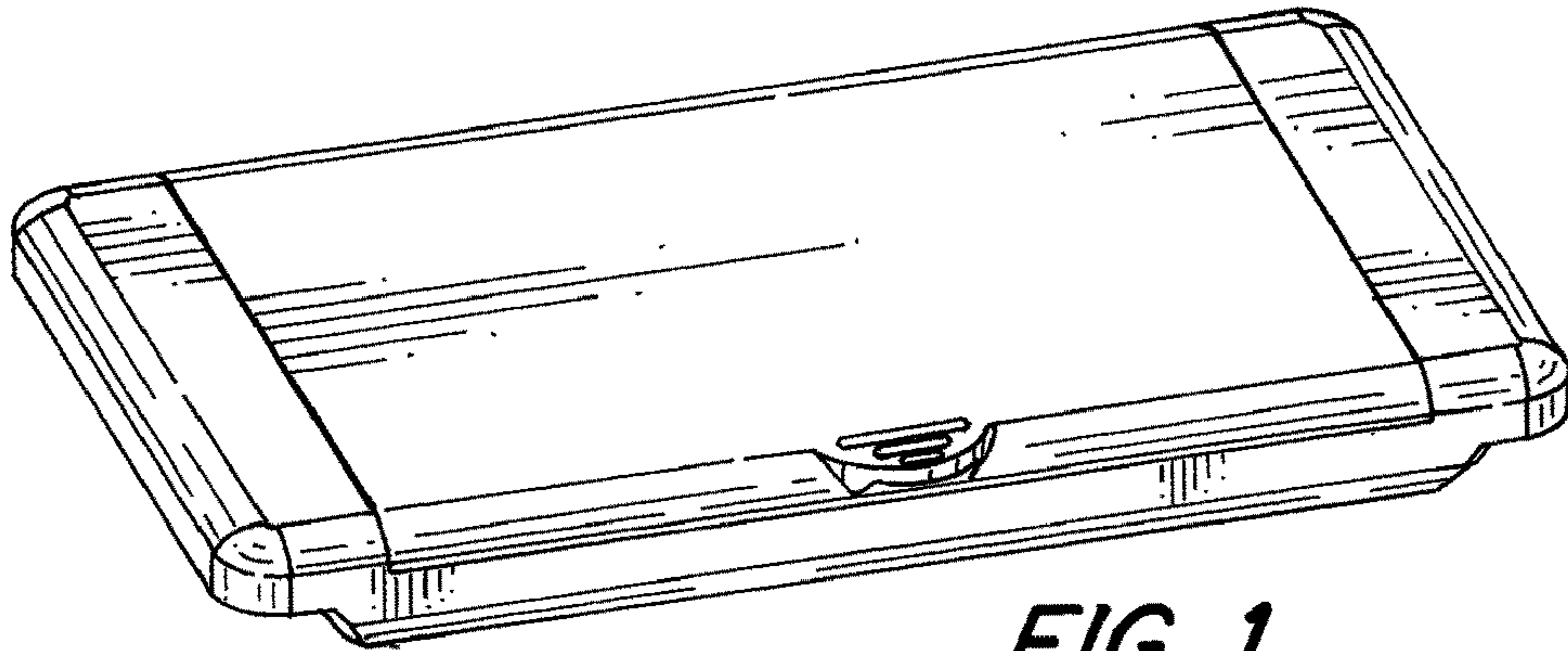


FIG. 1




FIG. 2

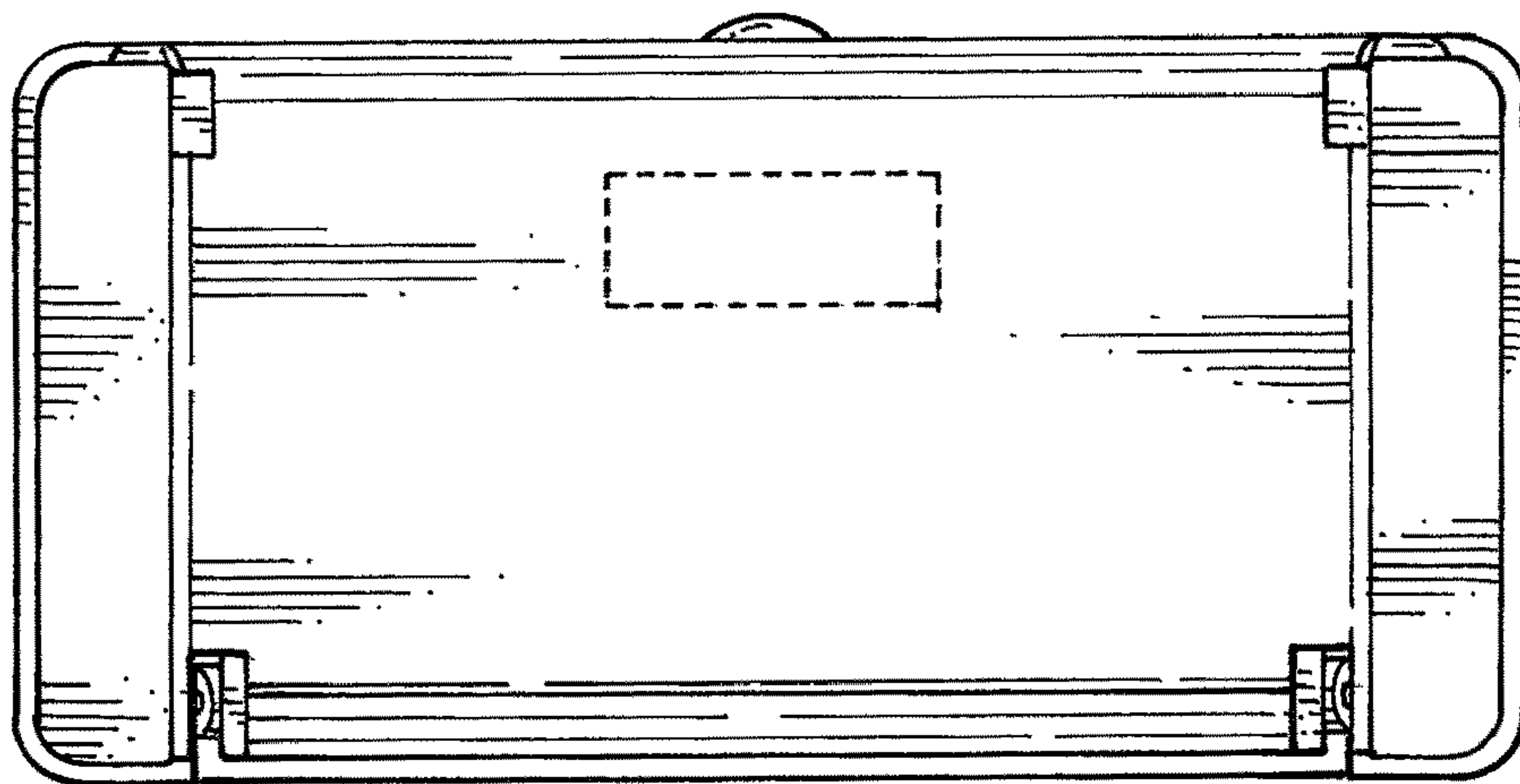


FIG. 3

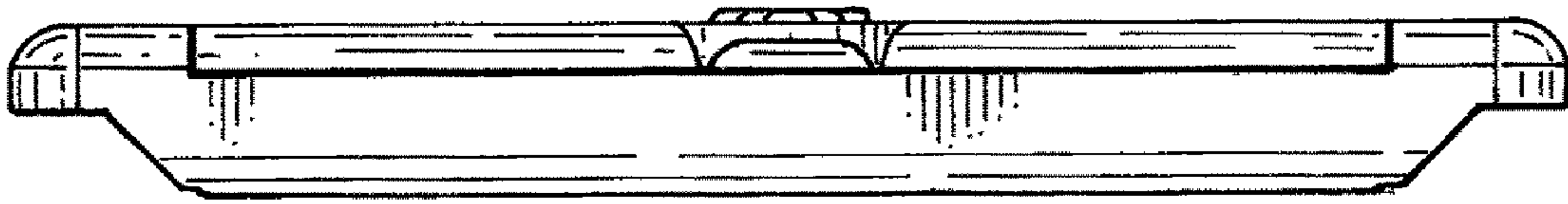


FIG. 4




FIG. 5




FIG. 6

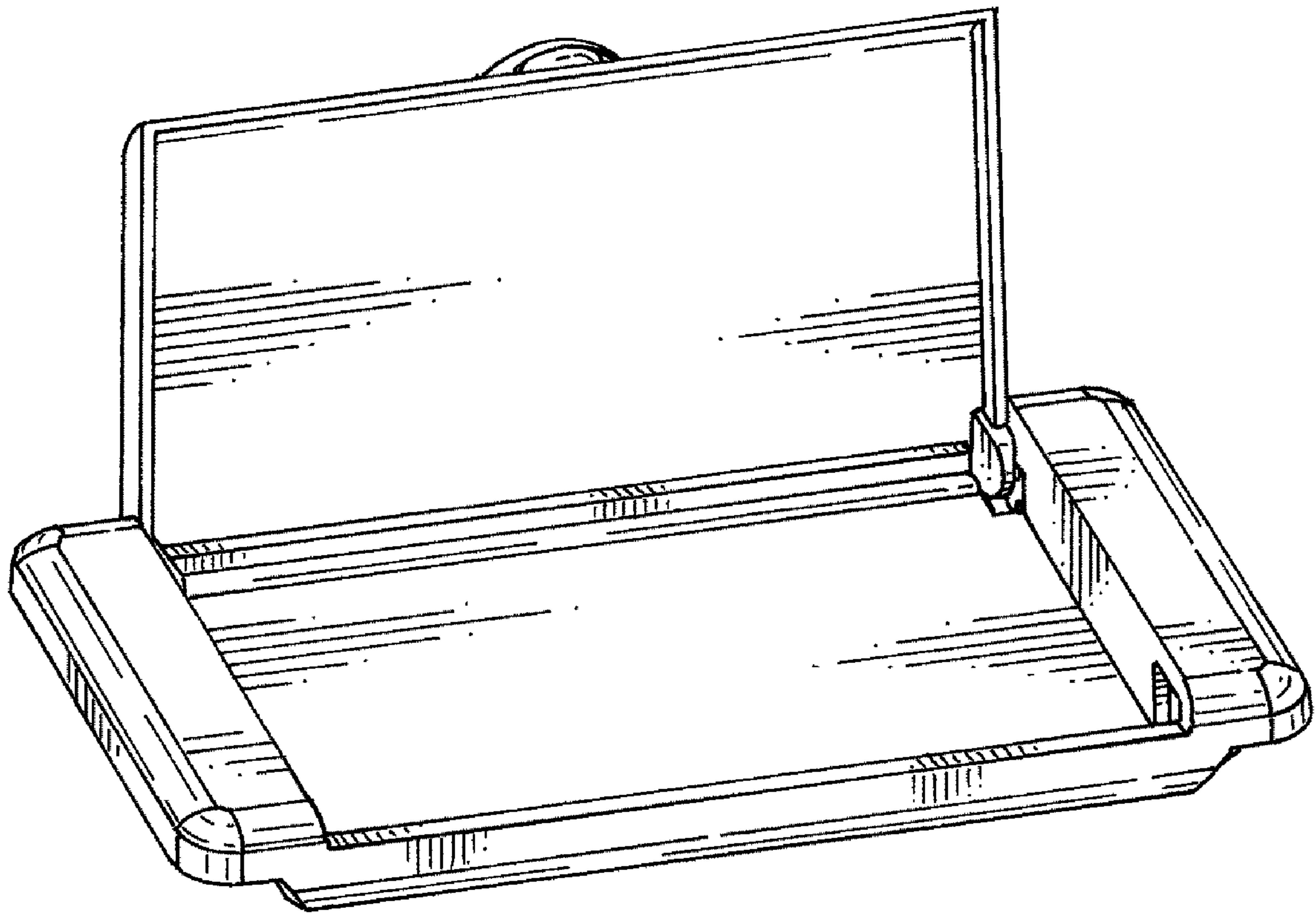


FIG. 7