



US00D637807S

(12) **United States Design Patent**
Littleton

(10) **Patent No.:** **US D637,807 S**

(45) **Date of Patent:** **** May 17, 2011**

(54) **HORIZONTAL HOLSTER**

(76) Inventor: **Garry A. Littleton**, Lynnville, TN (US)

(**) Term: **14 Years**

(21) Appl. No.: **29/358,271**

(22) Filed: **Mar. 24, 2010**

(51) **LOC (9) Cl.** **03-01**

(52) **U.S. Cl.** **D3/218**

(58) **Field of Classification Search** D3/218,
D3/201, 215, 219, 226, 269, 272-273, 265,
D3/247-249; 206/305, 320; 455/90, 92,
455/42; 379/455; 224/240, 245, 250, 666,
224/674-677, 680-683, 901

See application file for complete search history.

(56) **References Cited**

U.S. PATENT DOCUMENTS

2,710,685	A *	6/1955	Baratelli	206/5
3,147,896	A *	9/1964	Kehl	224/240
D332,872	S *	2/1993	Seber	D3/220
D515,807	S *	2/2006	Failace	D3/218
D606,301	S *	12/2009	Hofer et al.	D3/218
D632,072	S *	2/2011	Fahrendorff et al.	D3/218

* cited by examiner

Primary Examiner — Catherine R Oliver

(74) *Attorney, Agent, or Firm* — Wadley & Patterson; I. C. Wadley, Jr.

(57) **CLAIM**

What is claimed is the ornamental design for a horizontal holster, as shown and described.

DESCRIPTION

FIG. 1 is a front view (flap closed) showing the horizontal holster of Applicant's invention.

FIG. 2 is a front view (flap open) of the horizontal holster of Applicant's invention.

FIG. 3 is a rear view (flap closed) of the horizontal holster of Applicant's invention.

FIG. 4 is a rear view (flap open) of the horizontal holster of Applicant's invention.

FIG. 5 is a top view (flap open) of the horizontal holster of Applicant's invention.

FIG. 6 is a top view (flap closed) of the horizontal holster of Applicant's invention.

FIG. 7 is a left side view (flap open) of the horizontal holster of Applicant's invention.

FIG. 8 is a left side view (flap closed) of the horizontal holster of Applicant's invention.

FIG. 9 is a right side view (flap open) of the horizontal holster of Applicant's invention; and,

FIG. 10 is a right side view (flap closed) of the horizontal holster of Applicant's invention.

1 Claim, 10 Drawing Sheets



Front View/Flap
Closed

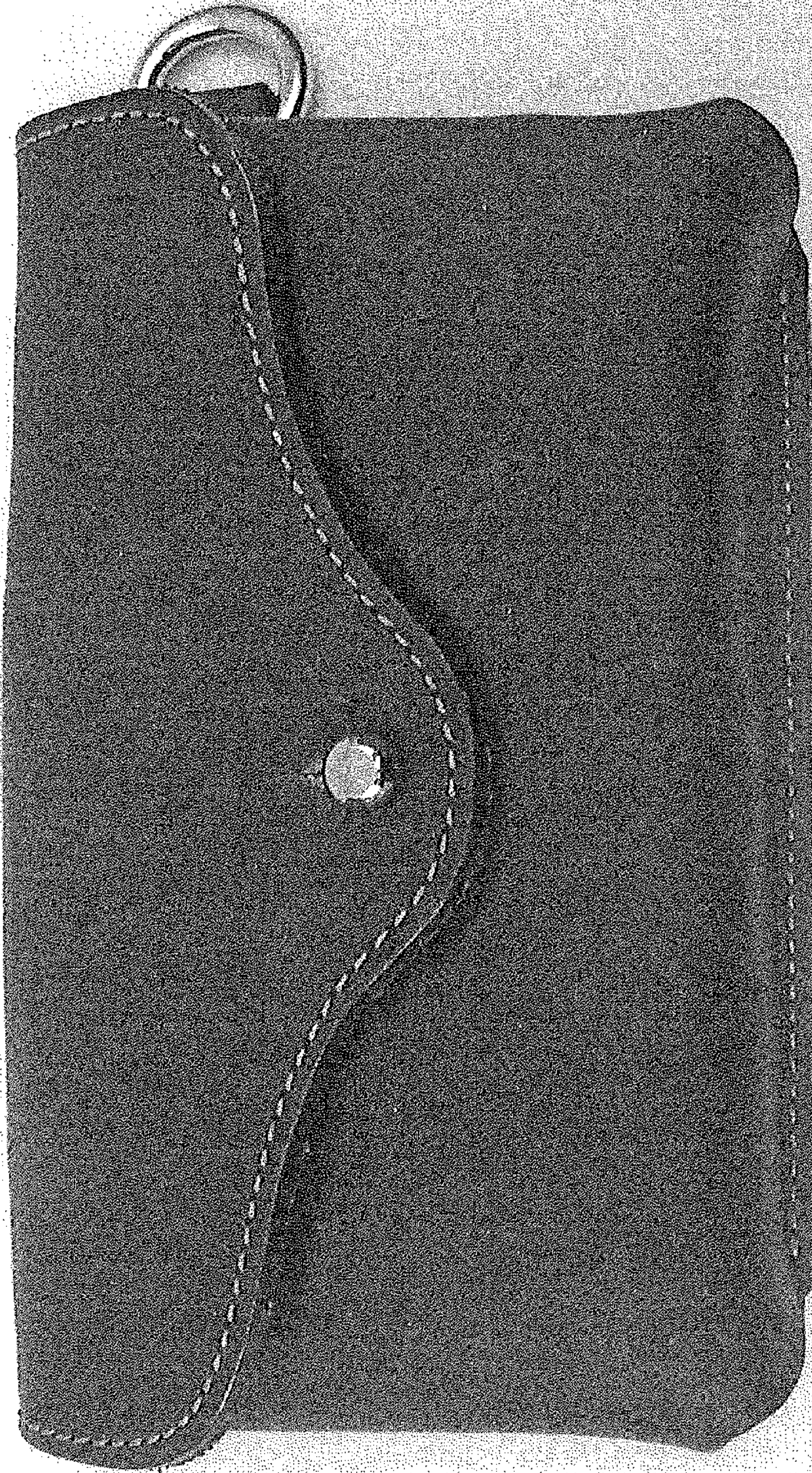


Fig. 1 - Front View/Flap
Closed




Fig. 2 - Front View/Flap
Open



Fig. 3 - Back View/Flap
Closed




Fig. 4 - Back View/Flap
Open




Fig. 5 - Top View/Flap
Open




Fig. 6 - Top View/Flap
Closed

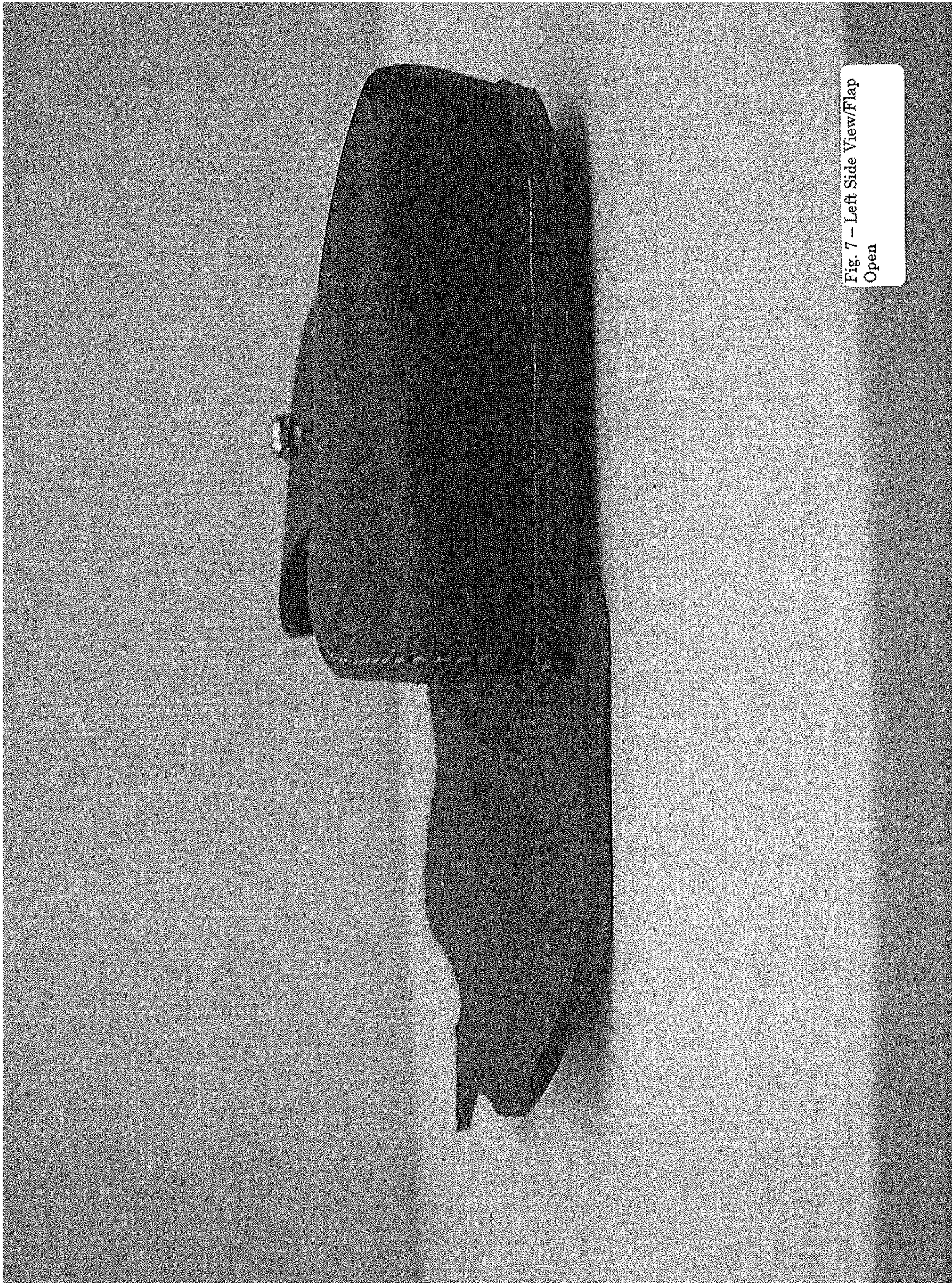


Fig. 7 - Left Side View/Flap
Open



Fig. 8 - Left Side View/Flap
Closed



