



US00D637792S

(12) **United States Design Patent**  
**Ashida**

(10) **Patent No.:** **US D637,792 S**

(45) **Date of Patent:** **\*\* May 17, 2011**

(54) **PANTS**

(75) **Inventor:** **Jun Ashida, Tokyo (JP)**

(73) **Assignee:** **Jun Ashida Co., Ltd., Tokyo (JP)**

(\*\*) **Term:** **14 Years**

(21) **Appl. No.:** **29/357,600**

(22) **Filed:** **Mar. 15, 2010**

(30) **Foreign Application Priority Data**

Oct. 15, 2009 (JP) ..... 2009-024131

(51) **LOC (9) Cl.** ..... **02-02**

(52) **U.S. Cl.** ..... **D2/742**

(58) **Field of Classification Search** ..... D2/712,  
D2/731, 742, 728; 2/227, 228, 79

See application file for complete search history.

(56) **References Cited**

**U.S. PATENT DOCUMENTS**

D223,077	S *	3/1972	Benrube	.....	D2/742
4,190,908	A *	3/1980	Herskind	.....	2/213
4,215,435	A *	8/1980	Miele	.....	2/227
4,766,613	A *	8/1988	Wells	.....	2/227
D378,317	S *	3/1997	Wike	.....	D2/742
5,628,064	A *	5/1997	Chung	.....	2/70
5,649,328	A *	7/1997	Martin	.....	2/238

D445,999	S *	8/2001	Swiney	.....	D2/851
D551,826	S *	10/2007	Lambert	.....	D2/742
D616,630	S *	6/2010	Christiansen	.....	D2/742
2008/0092273	A1 *	4/2008	Marshall	.....	2/228
2008/0282440	A1 *	11/2008	Larson et al.	.....	2/69
2009/0031477	A1 *	2/2009	Olmos Plaza	.....	2/213

**OTHER PUBLICATIONS**

Etsy. <http://www.etsy.com/listing/28382647/tribal-fusion-3-tiered-ruffle-pants>. Date Unknown: Viewed Sep. 2010. Tribal fusion 3-tiered Ruffle Pants.\*

Tdama. <http://www.tdama.com/pants.htm>. Date Unknown: Viewed Sep. 2010. Pants.\*

Desert Veils. <http://www.desertveils.com.au/Costumes.htm>. Date Unknown: Viewed Sep. 2010. "DC-08 Andalusian".\*

\* cited by examiner

*Primary Examiner* — Ian Simmons

*Assistant Examiner* — Rashida Johnson

(74) *Attorney, Agent, or Firm* — McGlew and Tuttle, P.C.

(57) **CLAIM**

The ornamental design for pants, as shown and described.

**DESCRIPTION**

FIG. 1 is a front elevational view of my new design;

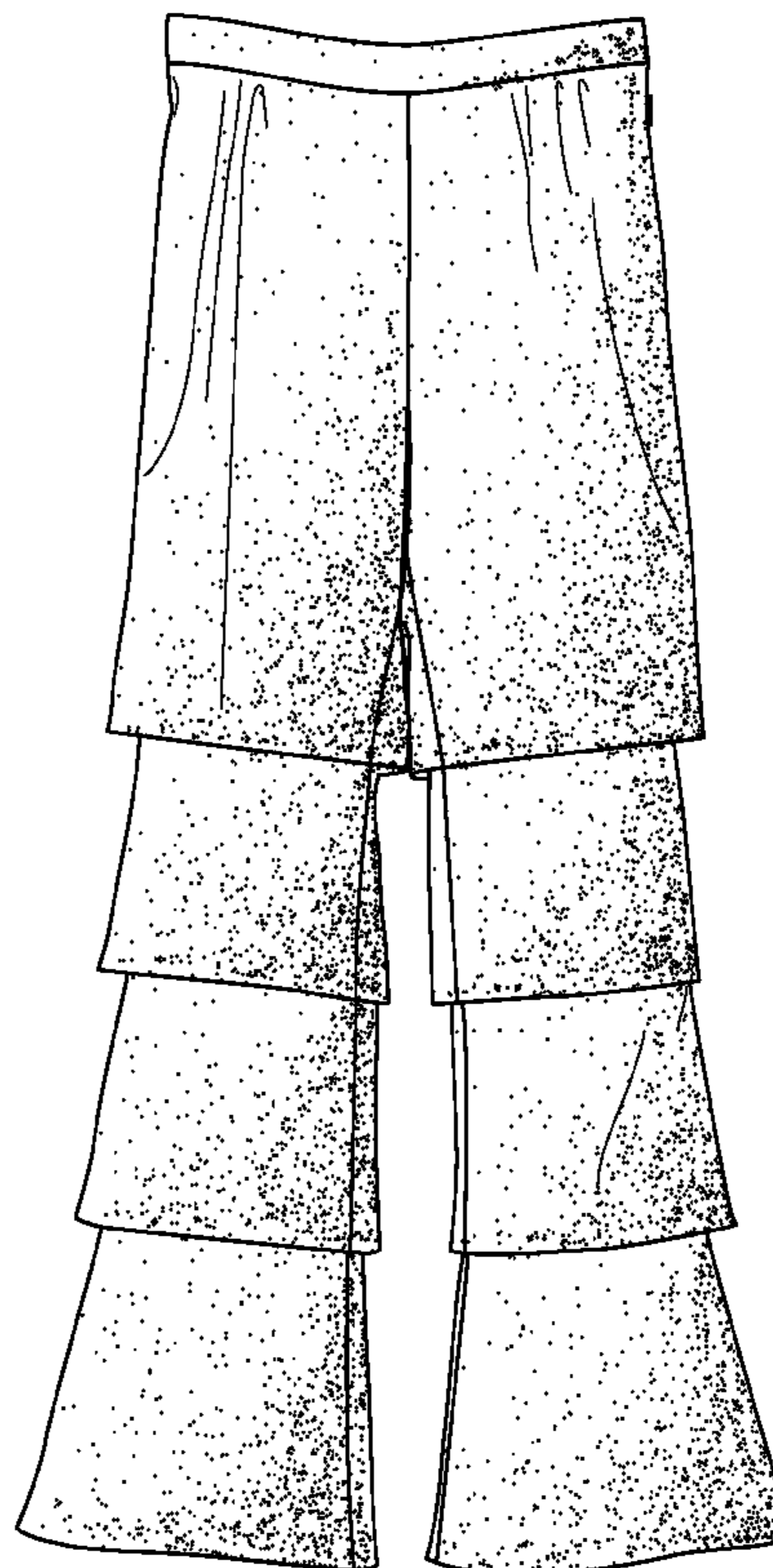
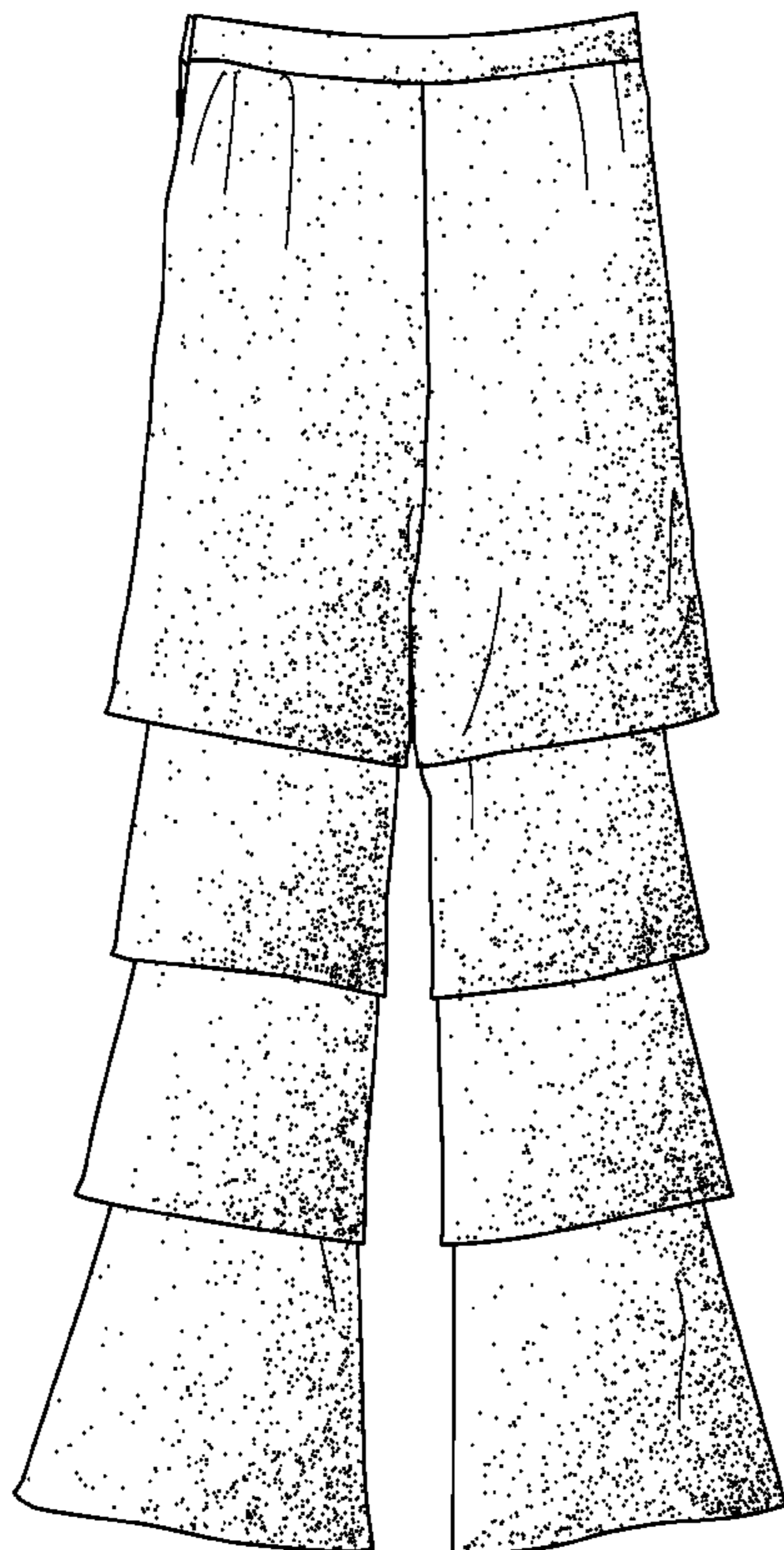
FIG. 2 is a rear elevational view thereof;

FIG. 3 is a top plan view thereof;

FIG. 4 is a left side view thereof; and,

FIG. 5 is a right side view thereof.

**1 Claim, 5 Drawing Sheets**



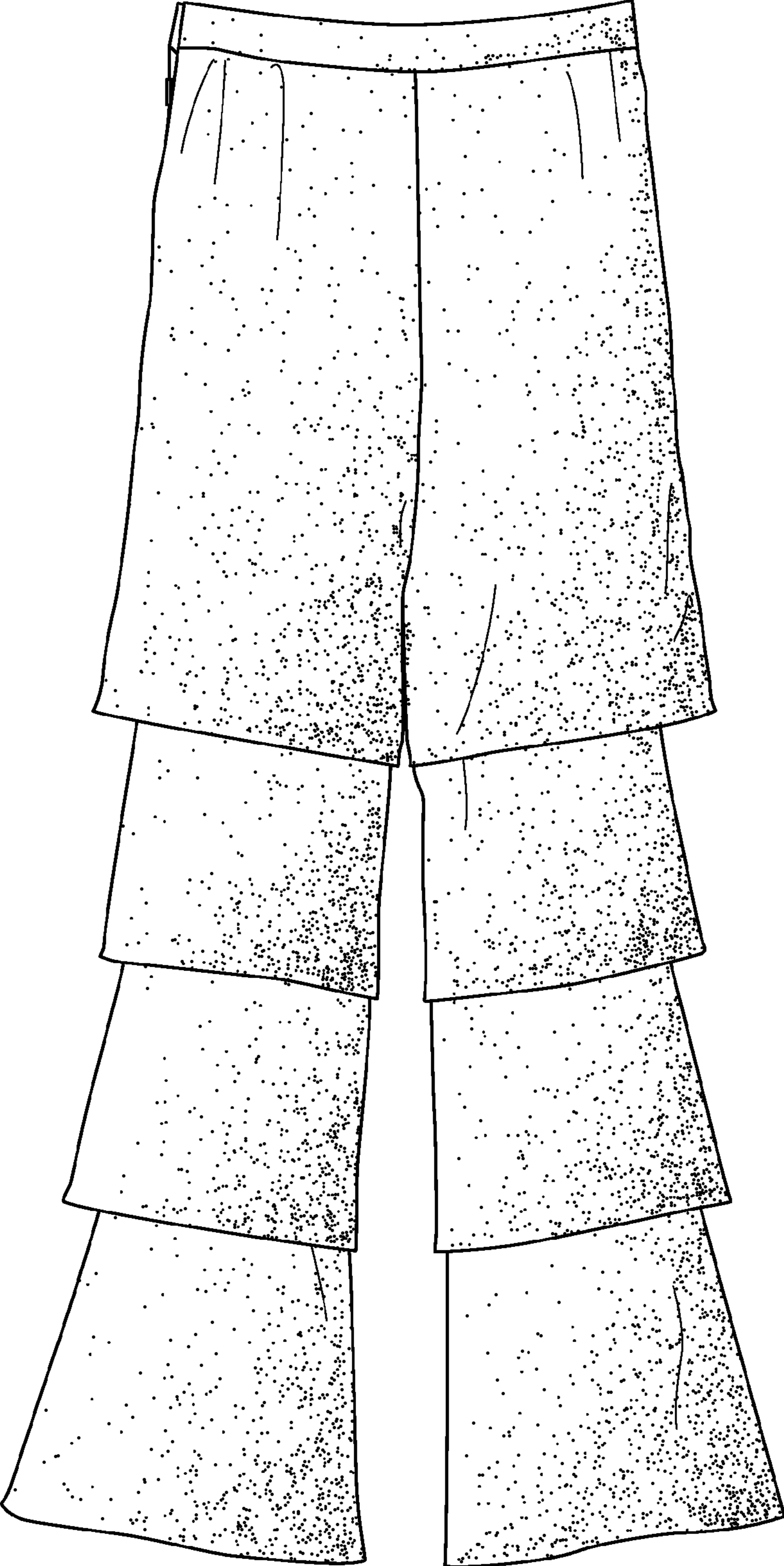


FIG. 1

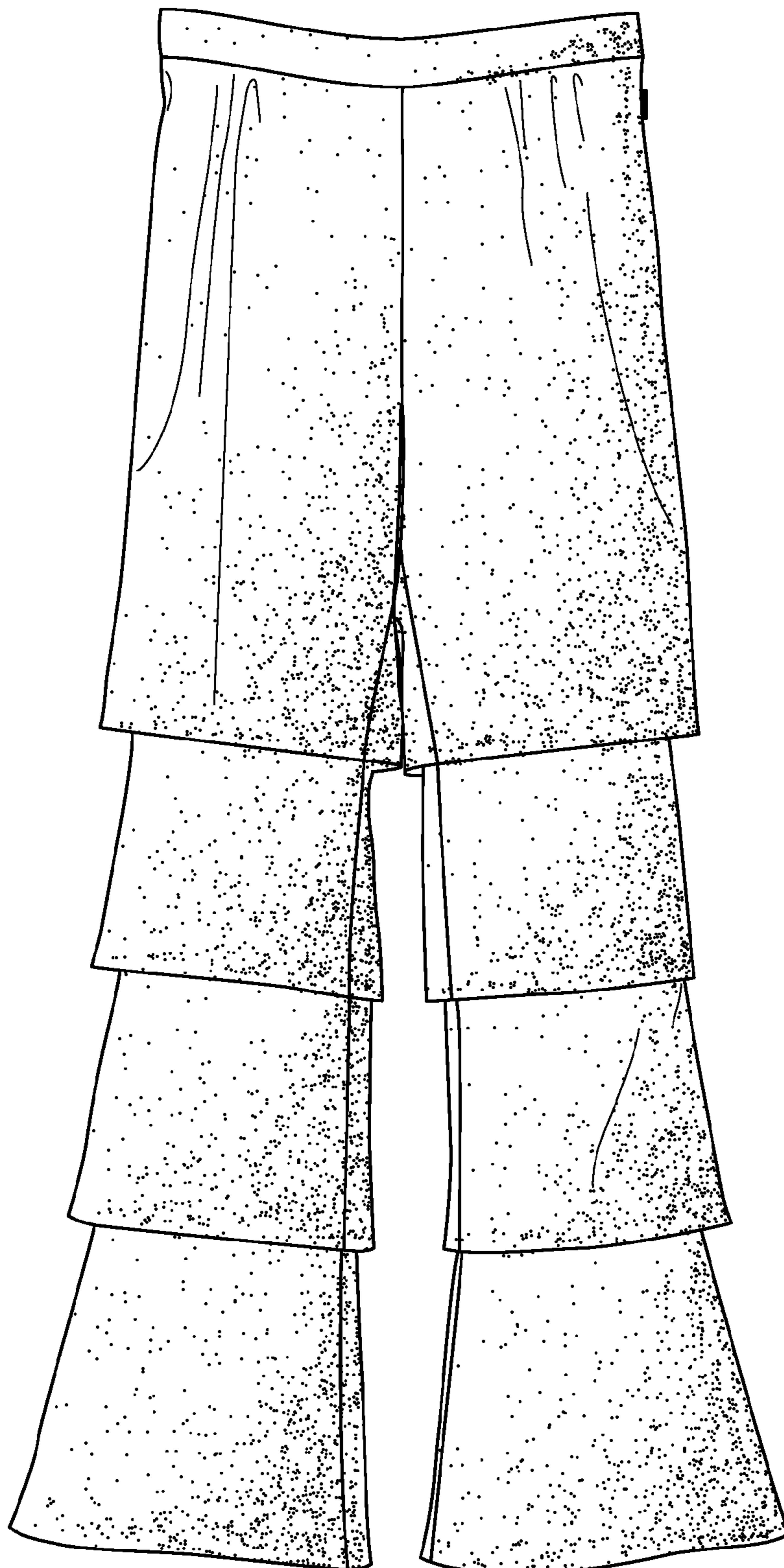


FIG. 2



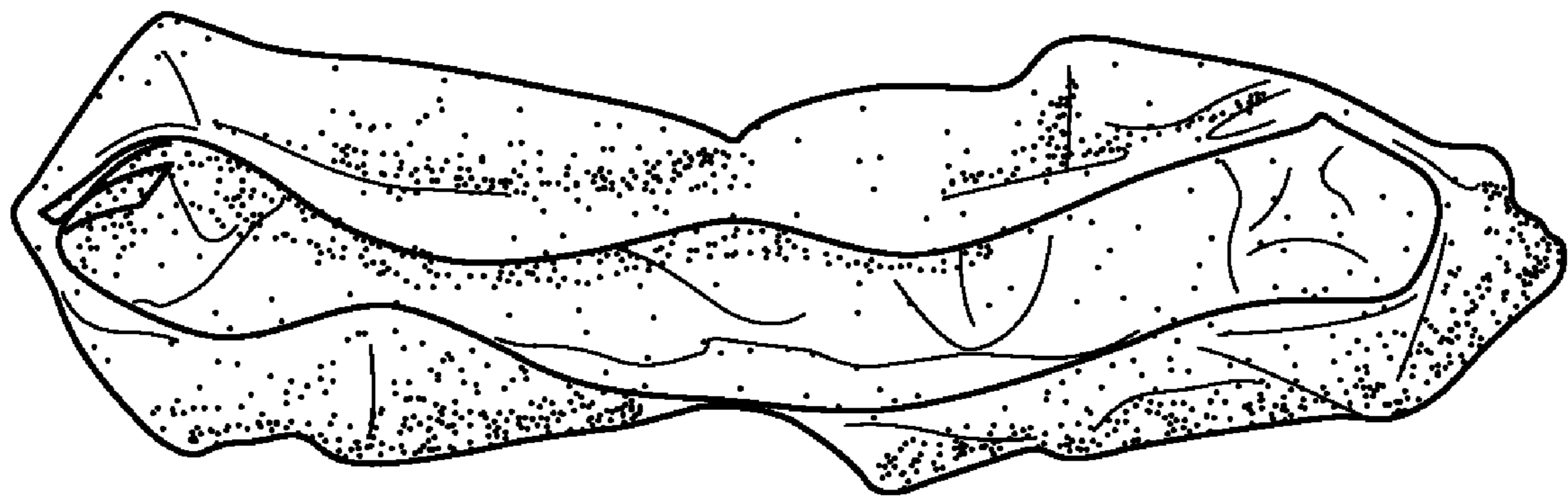


FIG. 3

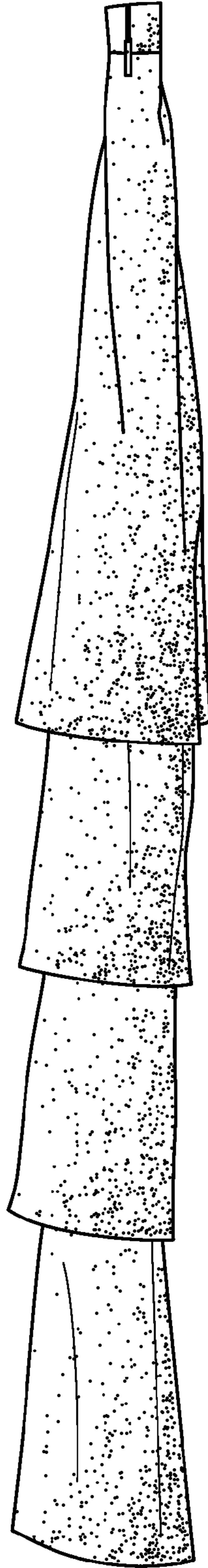


FIG. 4

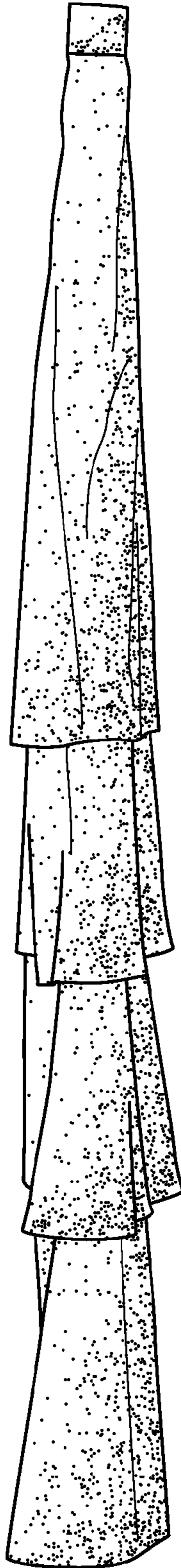


FIG. 5