



US00D637789S

(12) **United States Design Patent**
Chandihok

(10) **Patent No.:** **US D637,789 S**

(45) **Date of Patent:** **** May 17, 2011**

- (54) **BELT**
- (75) Inventor: **Mitan Chandihok**, Melville, NY (US)
- (73) Assignee: **Jafferson, Inc.**, Irving, TX (US)
- (**) Term: **14 Years**
- (21) Appl. No.: **29/352,512**
- (22) Filed: **Dec. 22, 2009**
- (51) **LOC (9) Cl.** **02-07**
- (52) **U.S. Cl.** **D2/627**
- (58) **Field of Classification Search** D2/500,
D2/501, 502, 509, 512, 513, 514, 600, 602,
D2/628, 631, 638, 875, 877, 894, 624, 626,
D2/62; 2/181, 311, 312, 314, 321, 322; D30/151,
D30/152; D11/89, 91
See application file for complete search history.

6,422,177 B1 *	7/2002	Noguero	119/858
D485,509 S *	1/2004	Shagalov	D11/91
D544,677 S *	6/2007	Wuolu, Jr.	D2/627
D549,128 S *	8/2007	Kothari	D11/91
D549,612 S *	8/2007	Kothari	D11/91
D552,011 S *	10/2007	Kothari	D11/91
D553,542 S *	10/2007	Kothari	D11/91
D583,273 S *	12/2008	Gumuchdjan	D11/91
D592,538 S *	5/2009	Momjian	D11/40
D598,804 S *	8/2009	Jiwani	D11/91
D603,584 S *	11/2009	Porter	D2/865

* cited by examiner

Primary Examiner — T. Chase Nelson

Assistant Examiner — Kathleen M Sims

(74) *Attorney, Agent, or Firm* — Conley Rose, P.C.; Grant Rodolph

(57) **CLAIM**

The ornamental design for a belt, as shown and described.

DESCRIPTION

FIG. 1 is a front perspective view of a belt showing my new design.

FIG. 2 is a top plan thereof shown broken apart in order to allow a larger scale depiction of the full plan view. The dash-dot lines seen in FIG. 2 show the order of assembly and form no part of the claimed design.

FIG. 3 is a second top plan view thereof.

FIG. 4 is a bottom plan view thereof.

FIG. 5 is an enlarged right elevation view thereof.

FIG. 6 is an enlarged left elevation view thereof; and,

FIG. 7 is an enlarged, partial front elevation view thereof.

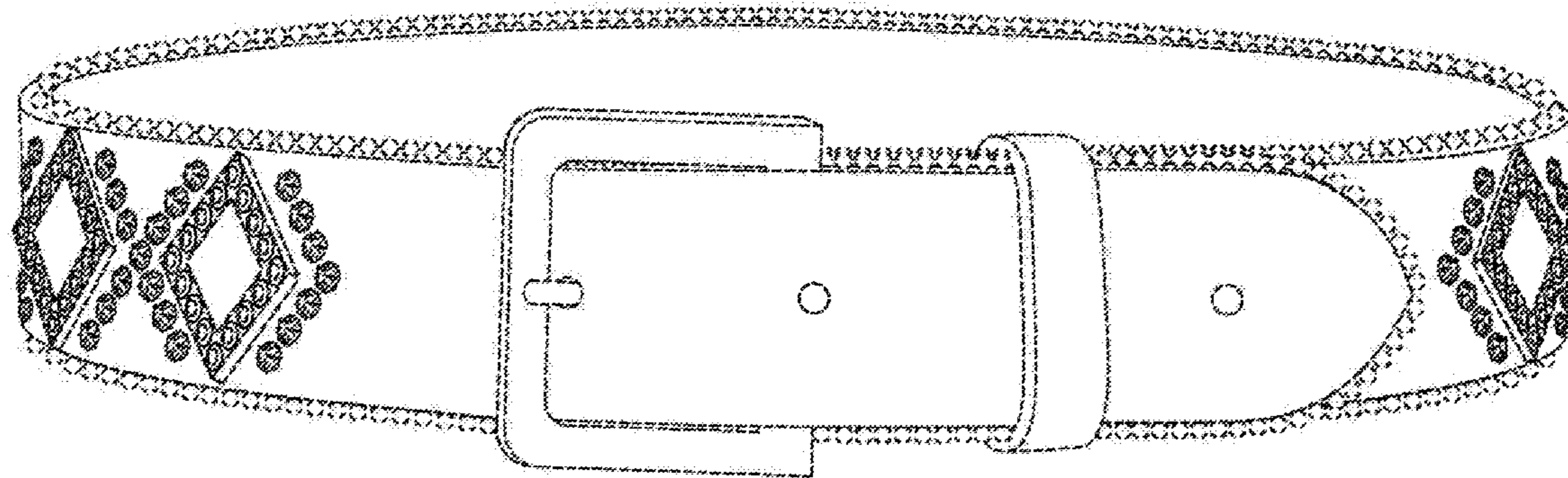
The broken lines illustrate portions of the belt that form no part of the claimed design.

1 Claim, 5 Drawing Sheets

(56) **References Cited**

U.S. PATENT DOCUMENTS

D47,819 S *	9/1915	Hanzel	D2/631
1,774,222 A *	8/1930	Bermejo et al.	2/311
D100,727 S *	8/1936	Cohen	D2/638
D127,938 S *	6/1941	Cohen	D2/638
D180,236 S *	5/1957	Lewis	D2/638
3,765,376 A *	10/1973	Higgins	119/858
D255,398 S *	6/1980	Terry	D2/638
D295,908 S *	5/1988	Wharton	D30/152
D295,909 S *	5/1988	Wharton	D30/152
D335,763 S *	5/1993	Jacob	D2/627
D343,282 S *	1/1994	Irish	D2/894
D375,612 S *	11/1996	Elder	D2/894
D387,186 S *	12/1997	Drone	D2/501
D403,841 S *	1/1999	Drone	D2/894
D417,040 S *	11/1999	Weick	D30/152
D460,221 S *	7/2002	Slot	D30/152



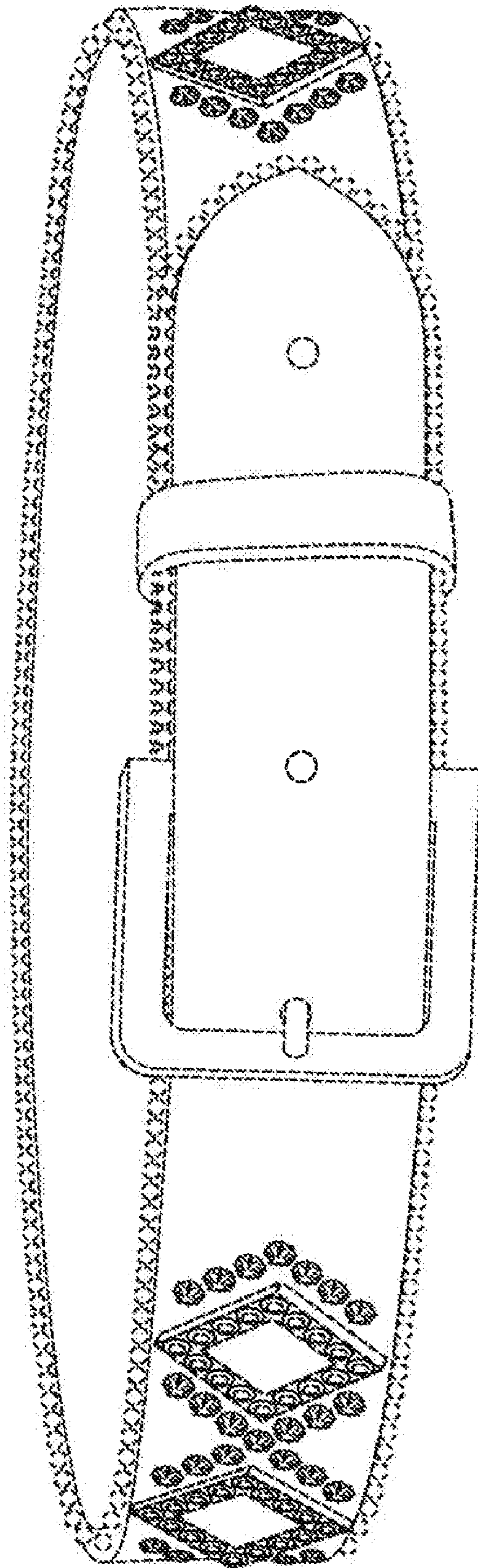


FIG. 1




FIG. 2




FIG. 3




FIG. 4

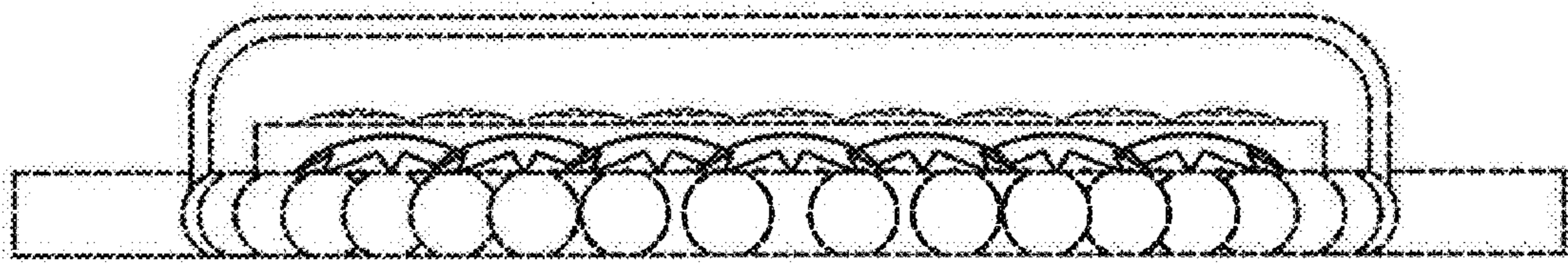


FIG. 5




FIG. 6




FIG. 7

UNITED STATES PATENT AND TRADEMARK OFFICE
CERTIFICATE OF CORRECTION

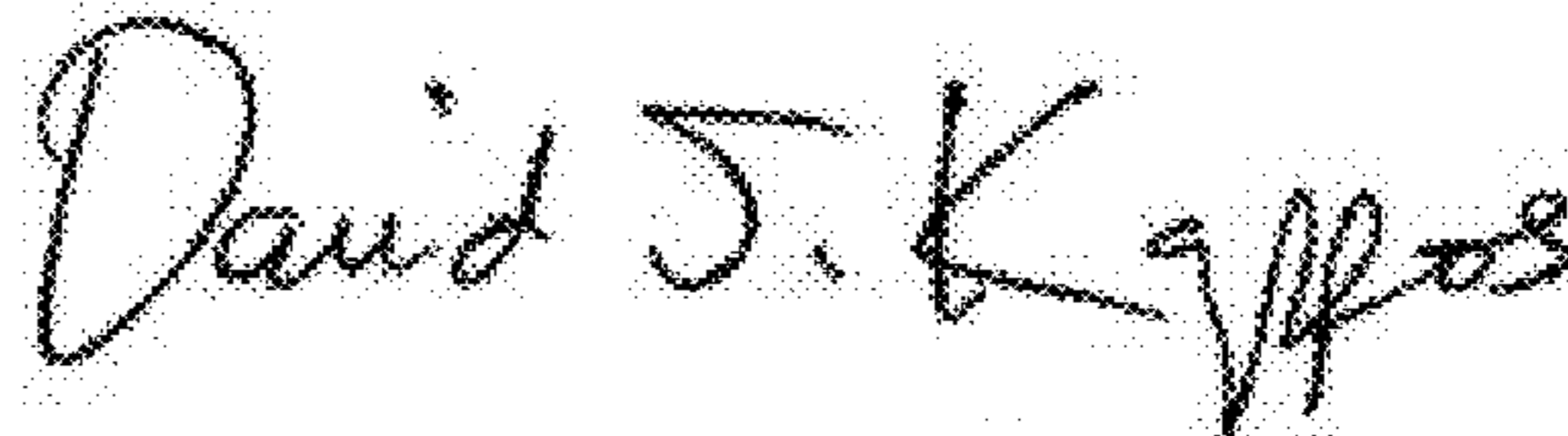
PATENT NO. : D637,789 S
APPLICATION NO. : 29/352512
DATED : May 17, 2011
INVENTOR(S) : Mitan Chandihok

Page 1 of 1

It is certified that error appears in the above-identified patent and that said Letters Patent is hereby corrected as shown below:

On the title page, under Description, line beginning at FIG. 6, should read, "FIG. 6 is an enlarged left elevation view thereof."

Signed and Sealed this
Second Day of August, 2011

A handwritten signature in black ink that reads "David J. Kappos". The signature is written in a cursive, slightly slanted style.

David J. Kappos
Director of the United States Patent and Trademark Office