



US00D637775S

(12) **United States Design Patent**  
**Penrow**

(10) **Patent No.:** **US D637,775 S**

(45) **Date of Patent:** **\*\* May 10, 2011**

(54) **MINIATURE BACKPACK VACUUM CLEANER**

(76) Inventor: **JuJuan Penrow**, Evans, GA (US)

(\*\*) Term: **14 Years**

(21) Appl. No.: **29/345,408**

(22) Filed: **Oct. 15, 2009**

(51) **LOC (9) Cl.** ..... **15-05**

(52) **U.S. Cl.** ..... **D32/21**

(58) **Field of Classification Search** ..... D32/17-18,  
D32/21, 23-24, 31; 15/327, 1, 327.2, 327.4-327.7,  
15/344, 353, 320-321, 412  
See application file for complete search history.

(56) **References Cited**

U.S. PATENT DOCUMENTS

4,748,712	A	6/1988	DiGiovanni	
D312,517	S *	11/1990	Hohrein et al.	D32/23
D315,234	S *	3/1991	Frisell	D32/21
D326,747	S	6/1992	Stickle	
5,267,371	A	12/1993	Soler et al.	
5,588,177	A *	12/1996	Eriksen	15/327.5
D398,426	S *	9/1998	Bisson	D32/21
6,073,301	A *	6/2000	Berfield	15/327.5
D446,365	S *	8/2001	Bisson	D32/21
6,295,692	B1	10/2001	Shideler	
D455,531	S *	4/2002	Cartellone	D32/23
D459,039	S *	6/2002	Bisson	D32/21

6,568,026	B2	5/2003	Roy et al.	
D521,695	S *	5/2006	Jacobs et al.	D32/21
D537,583	S *	2/2007	Crevling et al.	D32/21
D572,420	S *	7/2008	Genoa et al.	D32/21
D581,113	S *	11/2008	Hoshino et al.	D32/21
7,509,706	B2 *	3/2009	Clarke	15/327.5
D599,063	S *	8/2009	Catron	D32/21
D601,314	S *	9/2009	Catron	D32/21
2003/0070250	A1 *	4/2003	Roy et al.	15/327.5
2006/0005346	A1 *	1/2006	Rupp et al.	15/327.5
2007/0044270	A1 *	3/2007	Crevling et al.	15/327.5
2007/0209140	A1 *	9/2007	Clarke	15/327.5

\* cited by examiner

*Primary Examiner* — Ruth McInroy

(74) *Attorney, Agent, or Firm* — Kyle Fletcher

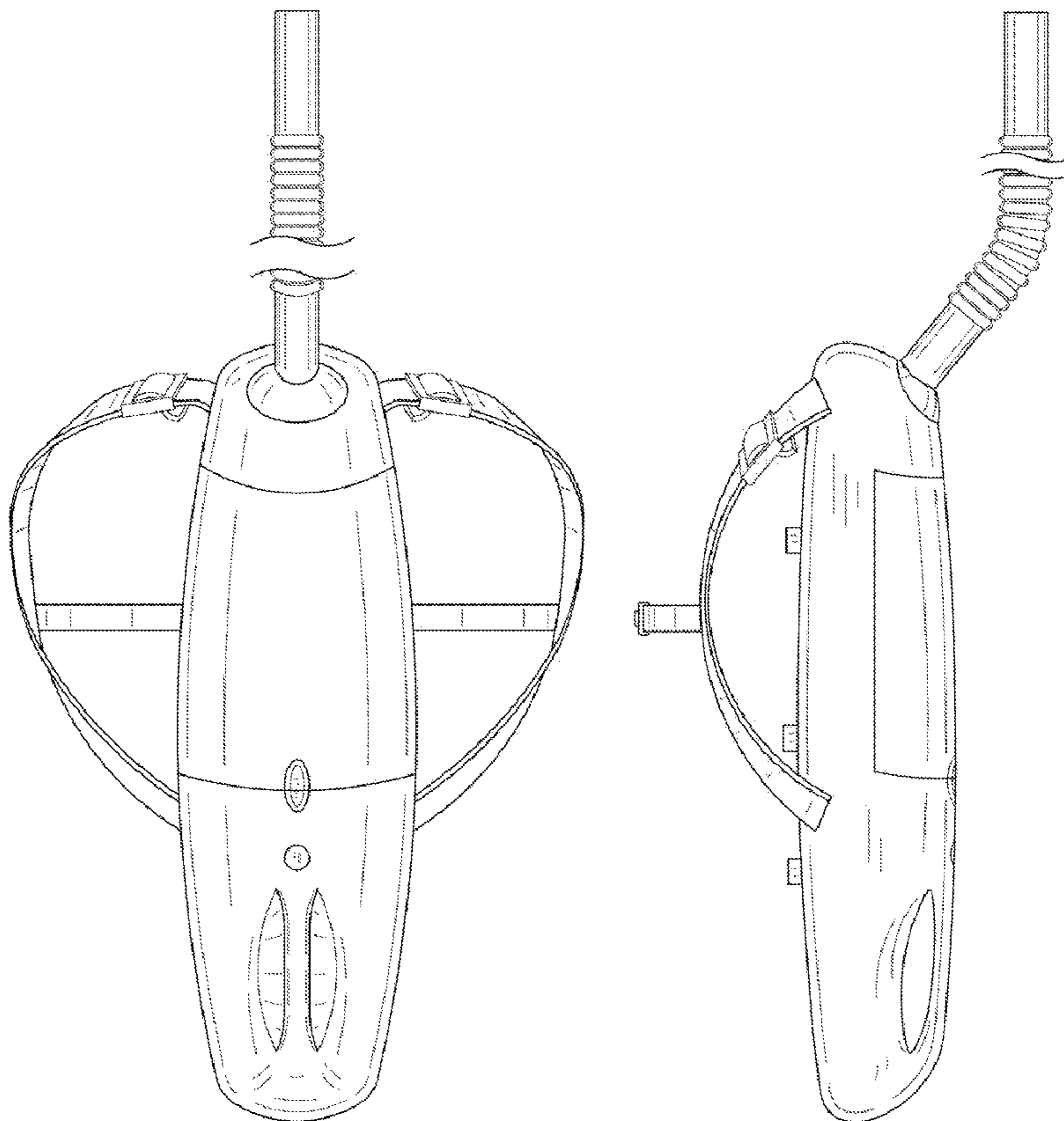
(57) **CLAIM**

I claim the ornamental design for a miniature backpack vacuum cleaner, as shown and described.

**DESCRIPTION**

FIG. 1 is a front view of a miniature backpack vacuum cleaner showing my new design;  
FIG. 2 is a rear view thereof;  
FIG. 3 is a side view thereof;  
FIG. 4 is a top plan view thereof; and,  
FIG. 5 is a bottom plan view thereof.  
The hose shown broken away in FIGS. 1-3 is understood to represent indeterminate length.

**1 Claim, 4 Drawing Sheets**



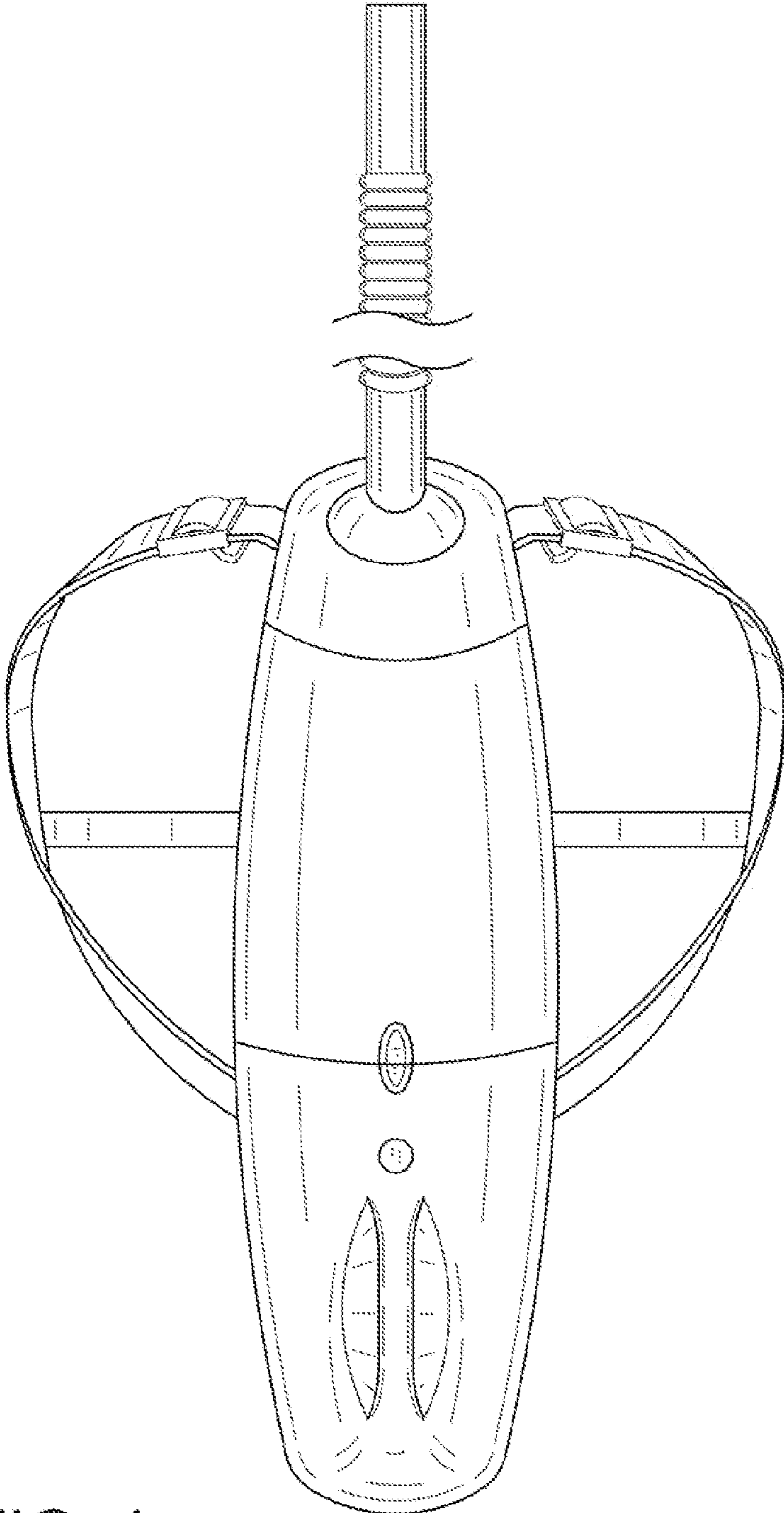


FIG. 1

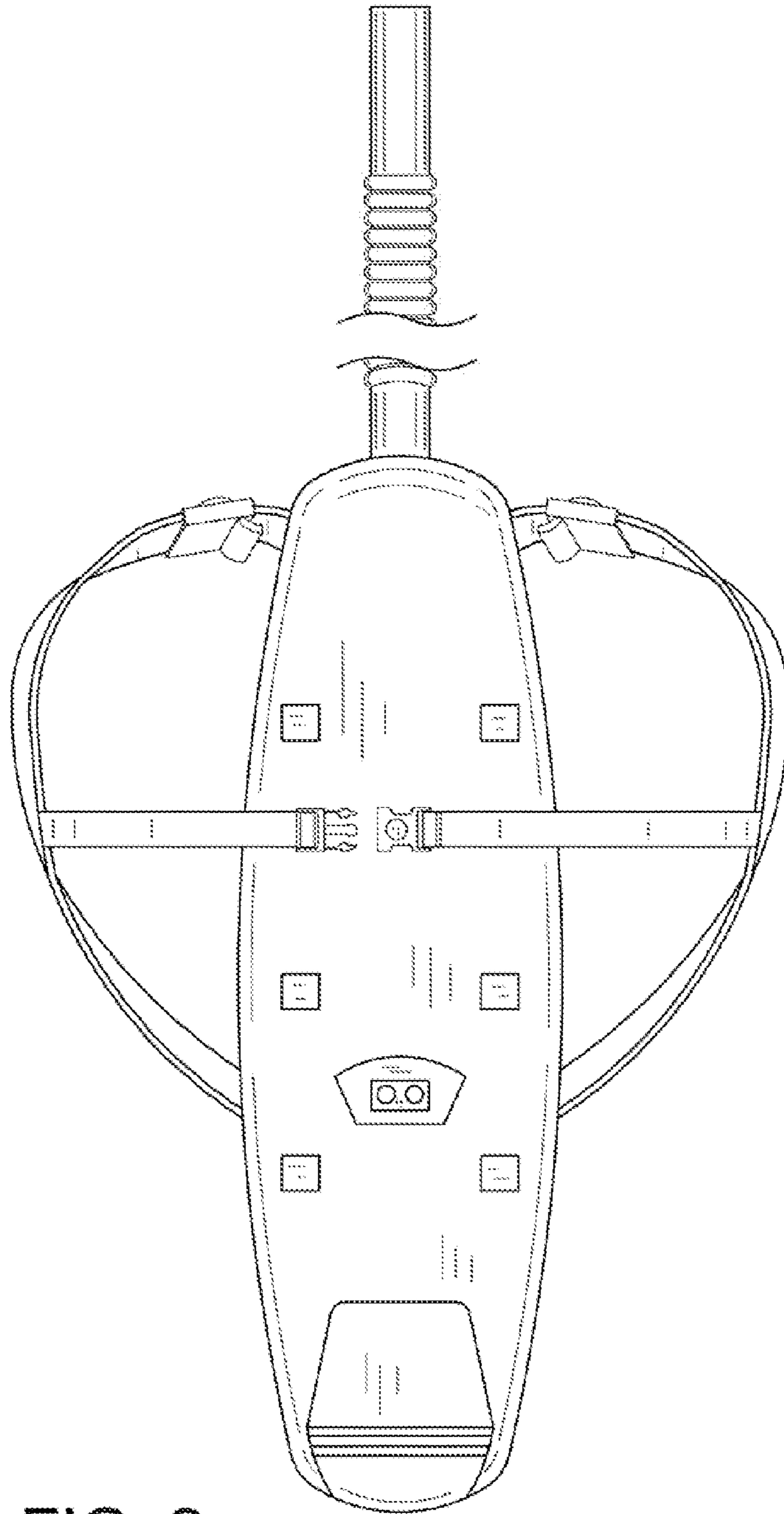


FIG. 2

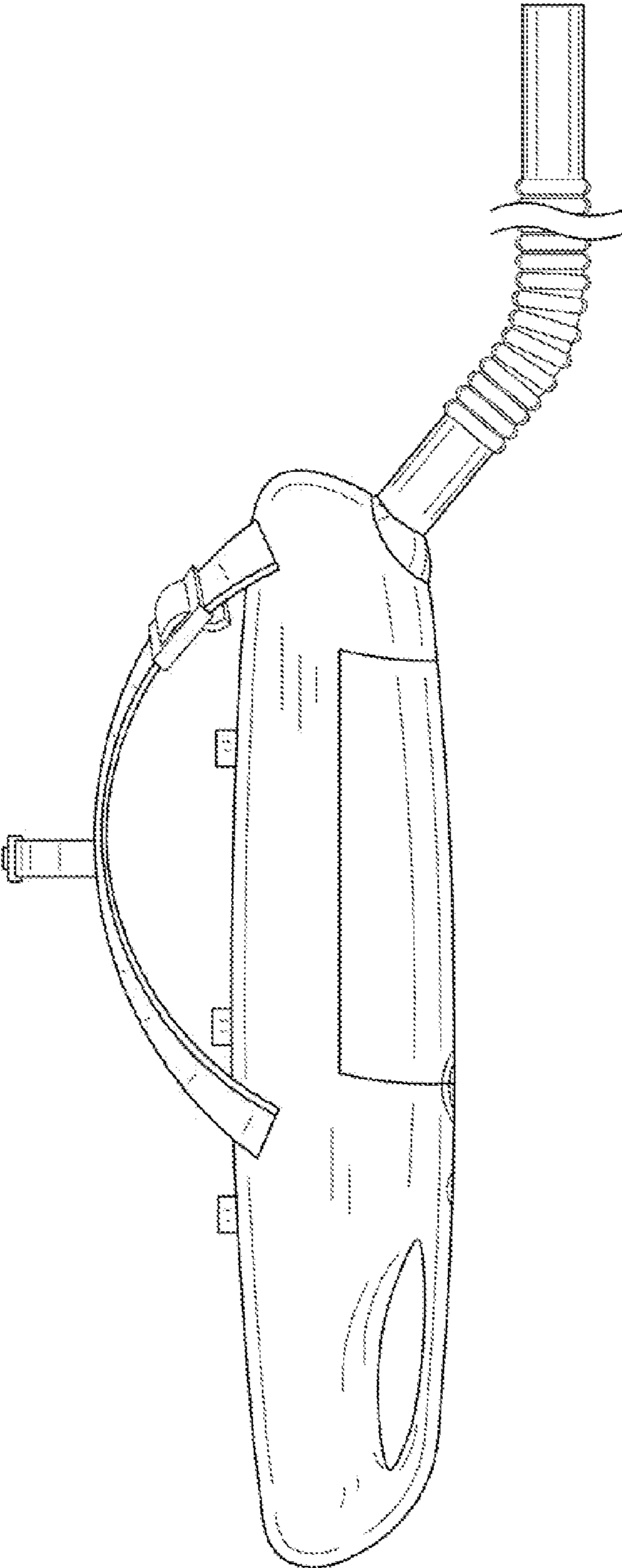


FIG. 3

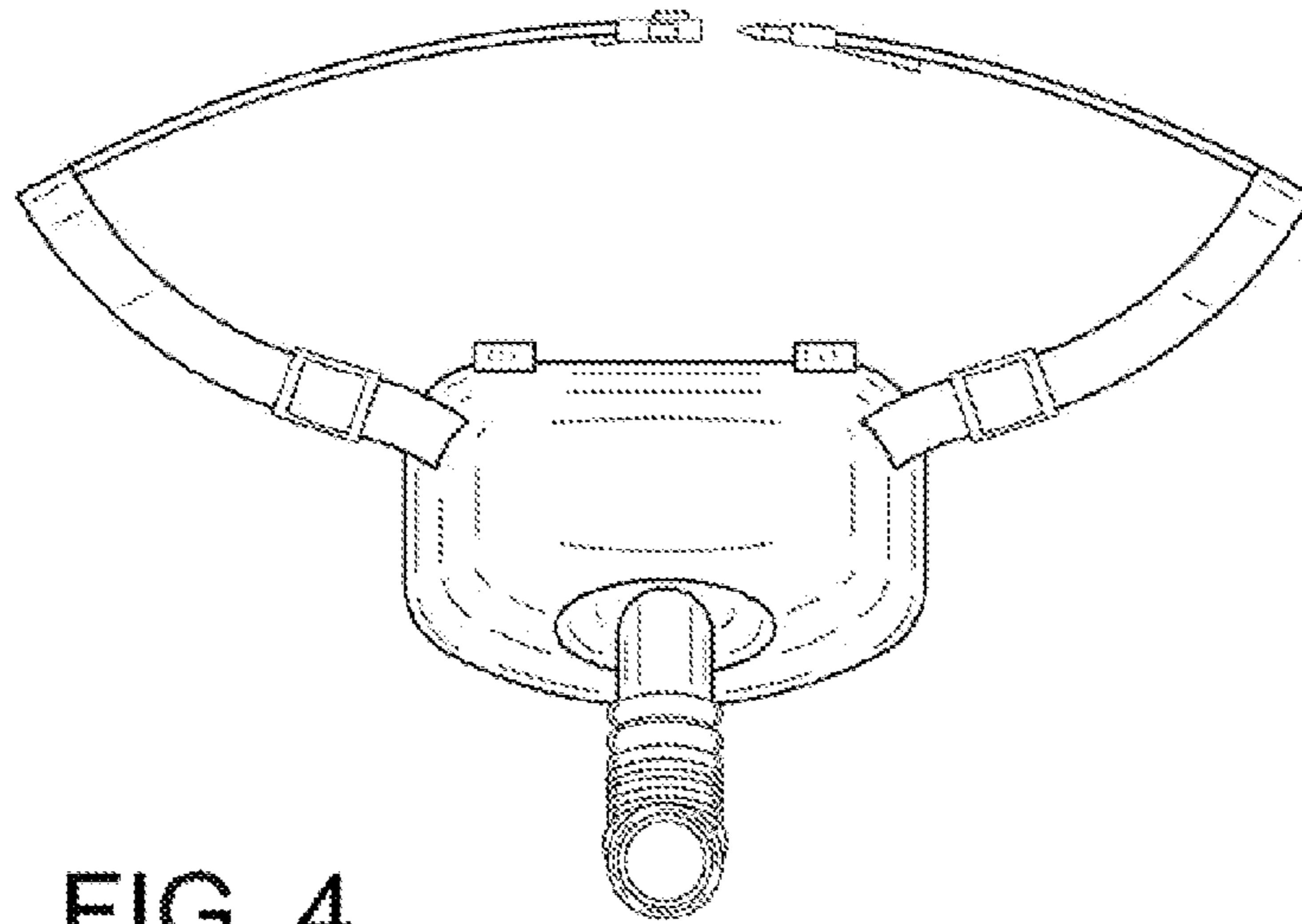


FIG. 4

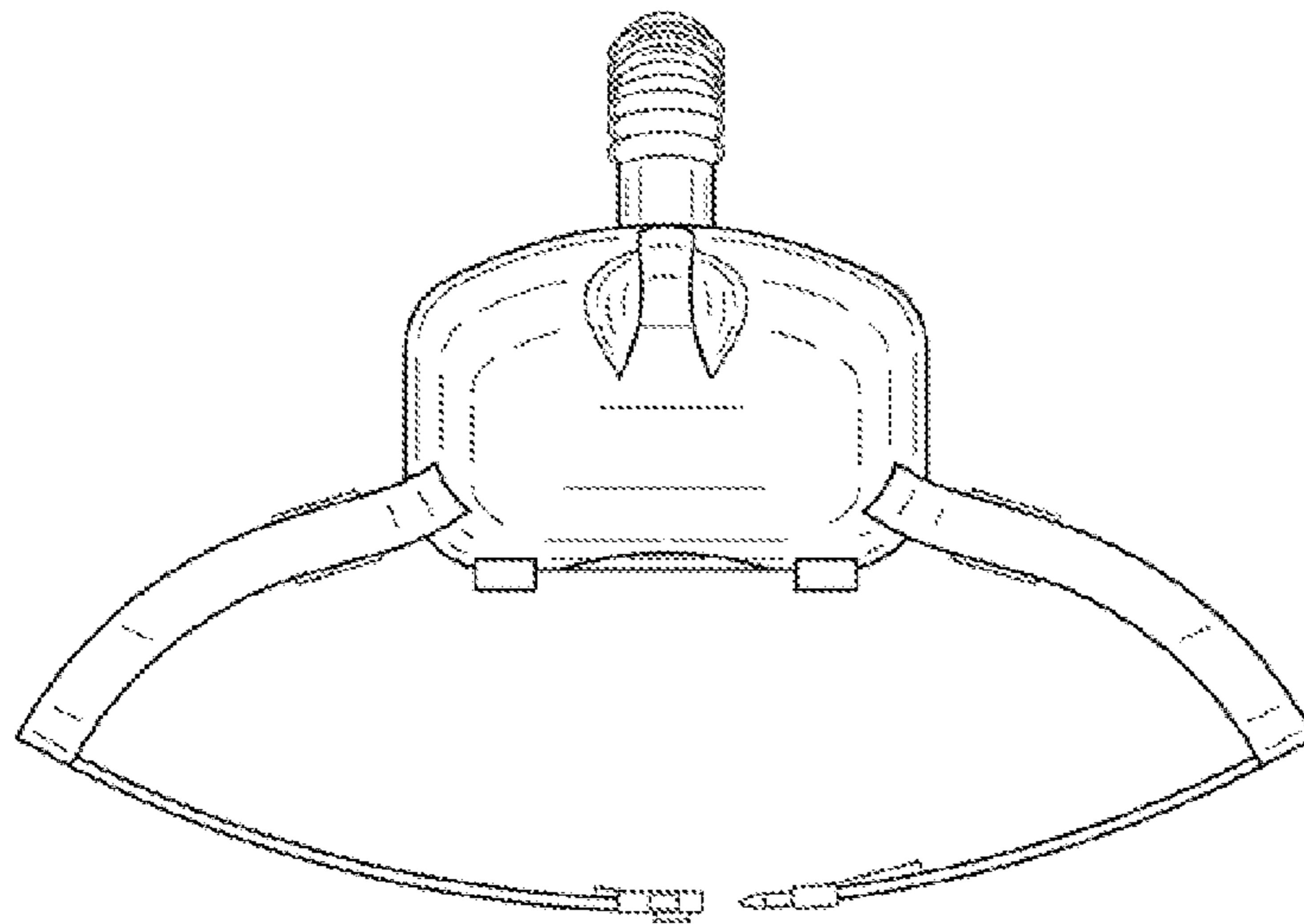


FIG. 5