



US00D637748S

(12) **United States Design Patent**  
**Caniparoli**

(10) **Patent No.:** **US D637,748 S**

(45) **Date of Patent:** **\*\* May 10, 2011**

(54) **FLASHLIGHT**

(75) Inventor: **Jeffrey L. Caniparoli**, Milwaukie, OR (US)

(73) Assignee: **Leatherman Tool Group, Inc.**, Portland, OR (US)

(\*\*) Term: **14 Years**

(21) Appl. No.: **29/330,778**

(22) Filed: **Jan. 14, 2009**

(51) **LOC (9) Cl.** ..... **26-02**

(52) **U.S. Cl.** ..... **D26/49**

(58) **Field of Classification Search** ..... D26/37, D26/40, 38, 41, 43, 44, 46, 48-50; 362/157, 362/158, 183, 184, 186, 194, 195-196, 200-208  
See application file for complete search history.

(56) **References Cited**

**U.S. PATENT DOCUMENTS**

D263,170 S	2/1982	Maglica	
4,577,263 A	3/1986	Maglica	
4,658,336 A	4/1987	Maglica	
D308,109 S *	5/1990	Maglica et al.	D26/49
D342,333 S	12/1993	Maglica	
D348,112 S	6/1994	Maglica	
D351,245 S	10/1994	Maglica	
D353,217 S	12/1994	Maglica	
D363,361 S	10/1995	Maglica	
D367,721 S	3/1996	Maglica	
D465,045 S *	10/2002	Yamamoto et al.	D26/49
D501,055 S	1/2005	Packard	
D501,942 S	2/2005	Saunders	
D505,506 S	5/2005	Kolflat	
D507,365 S	7/2005	Chen	
D513,642 S	1/2006	Zhang	
D521,666 S	5/2006	Chean	
D521,667 S	5/2006	Chean	
D523,981 S	6/2006	Galli	
D527,126 S	8/2006	Opolka	
D527,481 S	8/2006	Opolka	
D528,689 S	9/2006	Opolka	
D530,438 S	10/2006	Maglica	
D530,439 S	10/2006	Maglica	

D531,743 S 11/2006 Opolka  
D532,138 S 11/2006 Wang et al.  
D532,543 S 11/2006 Julius et al.

(Continued)

**OTHER PUBLICATIONS**

[http://upload.wikimedia.org/wikipedia/commons/thumb/3/38/4xcolor\\_mini\\_maglite\\_20050614.jpg/800px...](http://upload.wikimedia.org/wikipedia/commons/thumb/3/38/4xcolor_mini_maglite_20050614.jpg/800px...), dated May 21, 2008, 1 page.

<http://upload.wikimedia.org/wikipedia/en/8/82/Minimaglite.jpg>, dated May 21, 2008, 1 page.

(Continued)

*Primary Examiner* — Ian Simmons

*Assistant Examiner* — Carissa C Fitts

(74) *Attorney, Agent, or Firm* — Alston & Bird LLP

(57) **CLAIM**

The ornamental design for a flashlight, as shown and described.

**DESCRIPTION**

FIG. 1 is a perspective view of a flashlight according to my new design;

FIG. 2 is a left side elevation view thereof;

FIG. 3 is a top plan view thereof, the bottom plan view being symmetrical thereto;

FIG. 4 is a right side elevation view thereof;

FIG. 5 is a front elevation view thereof;

FIG. 6 is a rear elevation view thereof;

FIG. 7 is a perspective view of a second embodiment according to my new design;

FIG. 8 is a left side elevation view thereof;

FIG. 9 is a top plan view thereof, the bottom plan view being symmetrical thereto;

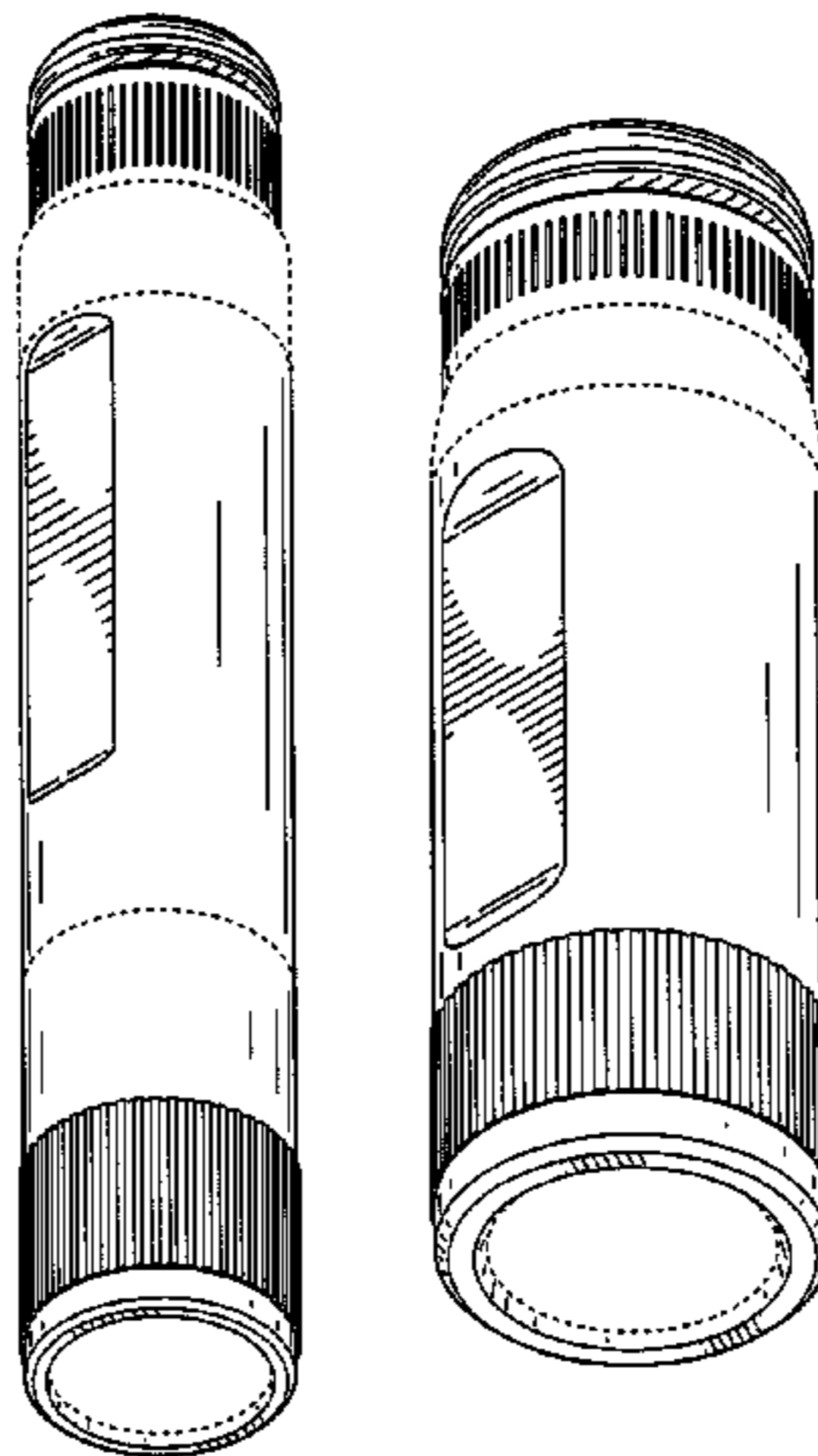
FIG. 10 is a right side elevation view thereof;

FIG. 11 is a front elevation view thereof; and,

FIG. 12 is a rear elevation view thereof.

The broken lines shown herein for illustrative purposes and which define the bounds of the claimed design form no part of the claimed design.

**1 Claim, 10 Drawing Sheets**



# US D637,748 S

Page 2

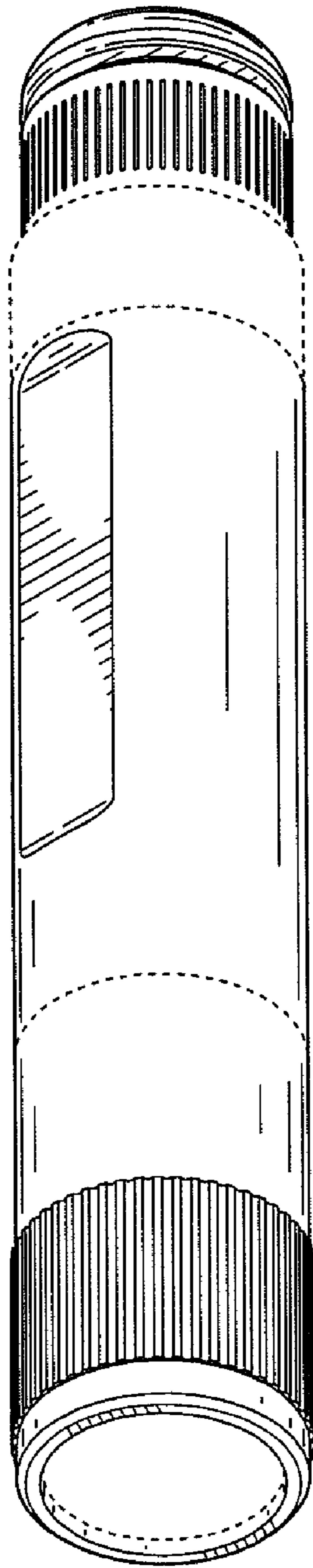
## U.S. PATENT DOCUMENTS

D548,380 S \* 8/2007 Wai et al. .... D26/37  
D548,861 S \* 8/2007 Chapman ..... D26/37  
D548,862 S 8/2007 Opolka et al.  
D550,447 S 9/2007 Opolka  
D551,366 S 9/2007 Galli  
D557,839 S 12/2007 Shiu  
D557,840 S 12/2007 Shiu  
D563,007 S 2/2008 Opolka  
D565,770 S 4/2008 Shiu  
D567,416 S 4/2008 Shiu  
D593,239 S \* 5/2009 Caniparoli ..... D26/49  
D593,240 S \* 5/2009 Caniparoli ..... D26/49  
D613,438 S \* 4/2010 Liang ..... D26/49  
2006/0039139 A1 2/2006 Maglica et al.  
2006/0056173 A1 3/2006 Maglica  
2006/0245181 A1 11/2006 Maglica  
2007/0153506 A1 7/2007 Maglica  
2007/0242452 A1 10/2007 Maglica  
2008/0112159 A1 5/2008 Maglica

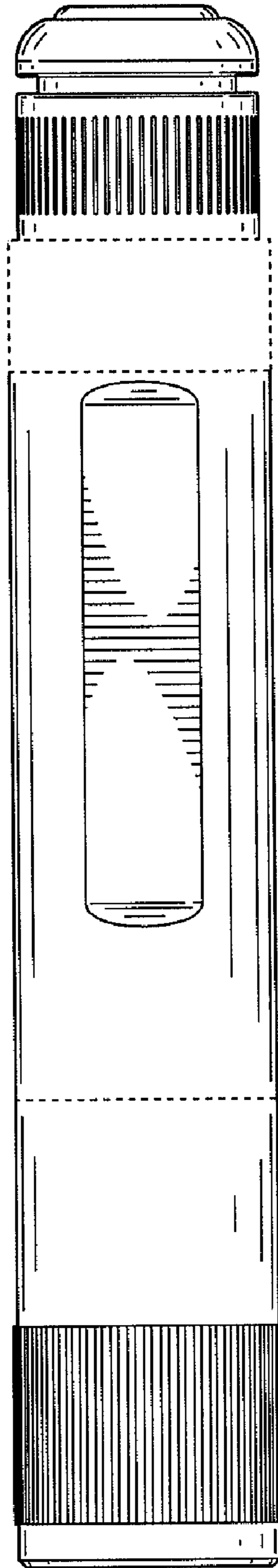
## OTHER PUBLICATIONS

Product Line > Mag Instrument, Inc.—Manufacturer of the Maglite® Flashlight, available at <http://www.maglite.com/productline.asp>, dated May 21, 2008, 1 page.  
[http://www.budgieplace.com/i\\_maglite.jpg](http://www.budgieplace.com/i_maglite.jpg), dated May 21, 2008, 1 page.  
[http://www.zweibrueder.com/english/images/vquadrat2\\_579.jpg](http://www.zweibrueder.com/english/images/vquadrat2_579.jpg), dated May 21, 2008, 1 page.  
[http://www.zweibrueder.com/english/images/vquadrat\\_579.jpg](http://www.zweibrueder.com/english/images/vquadrat_579.jpg), dated May 21, 2008, 1 page.  
[http://www.zweibrueder.com/english/images/magic\\_579.jpg](http://www.zweibrueder.com/english/images/magic_579.jpg), dated May 21, 2008, 1 page.  
[http://www.zweibrueder.com/english/images/frogman2\\_579.jpg](http://www.zweibrueder.com/english/images/frogman2_579.jpg), dated May 21, 2008, 1 page.  
U.S. Appl. No. 29/320,137, filed Jun. 20, 2008; In re: Rivera et al.; entitled *Flashlight*.

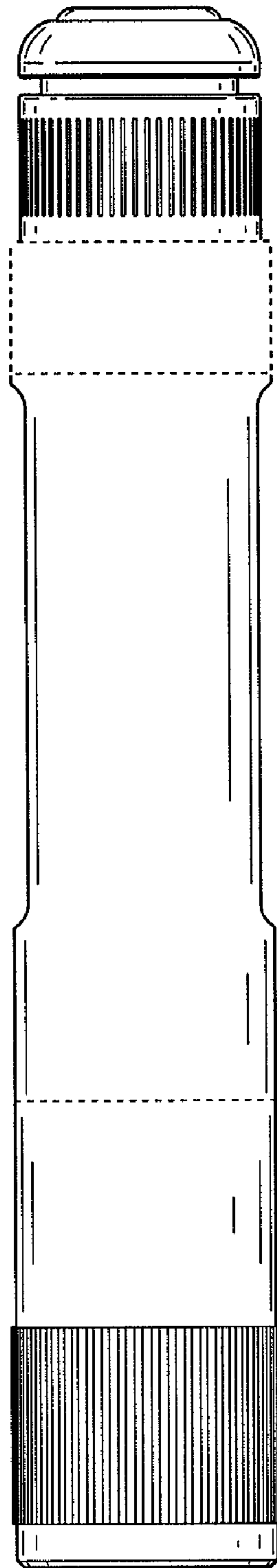
\* cited by examiner



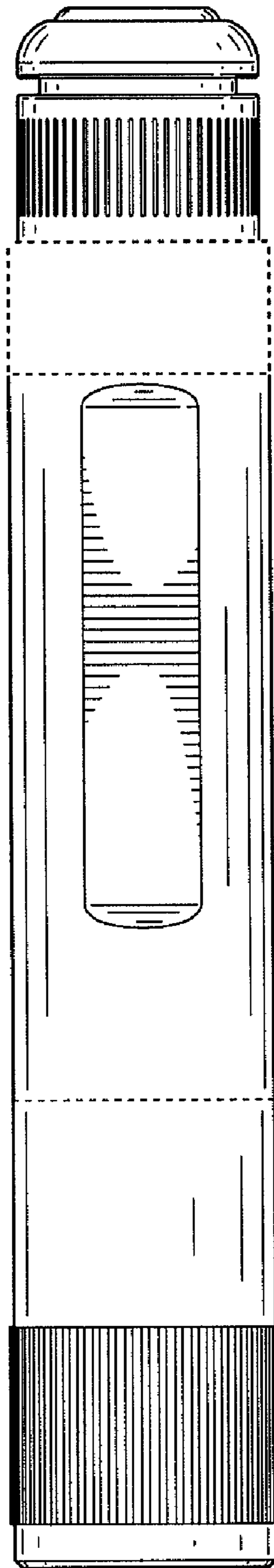
**FIG. 1**




**FIG. 2**



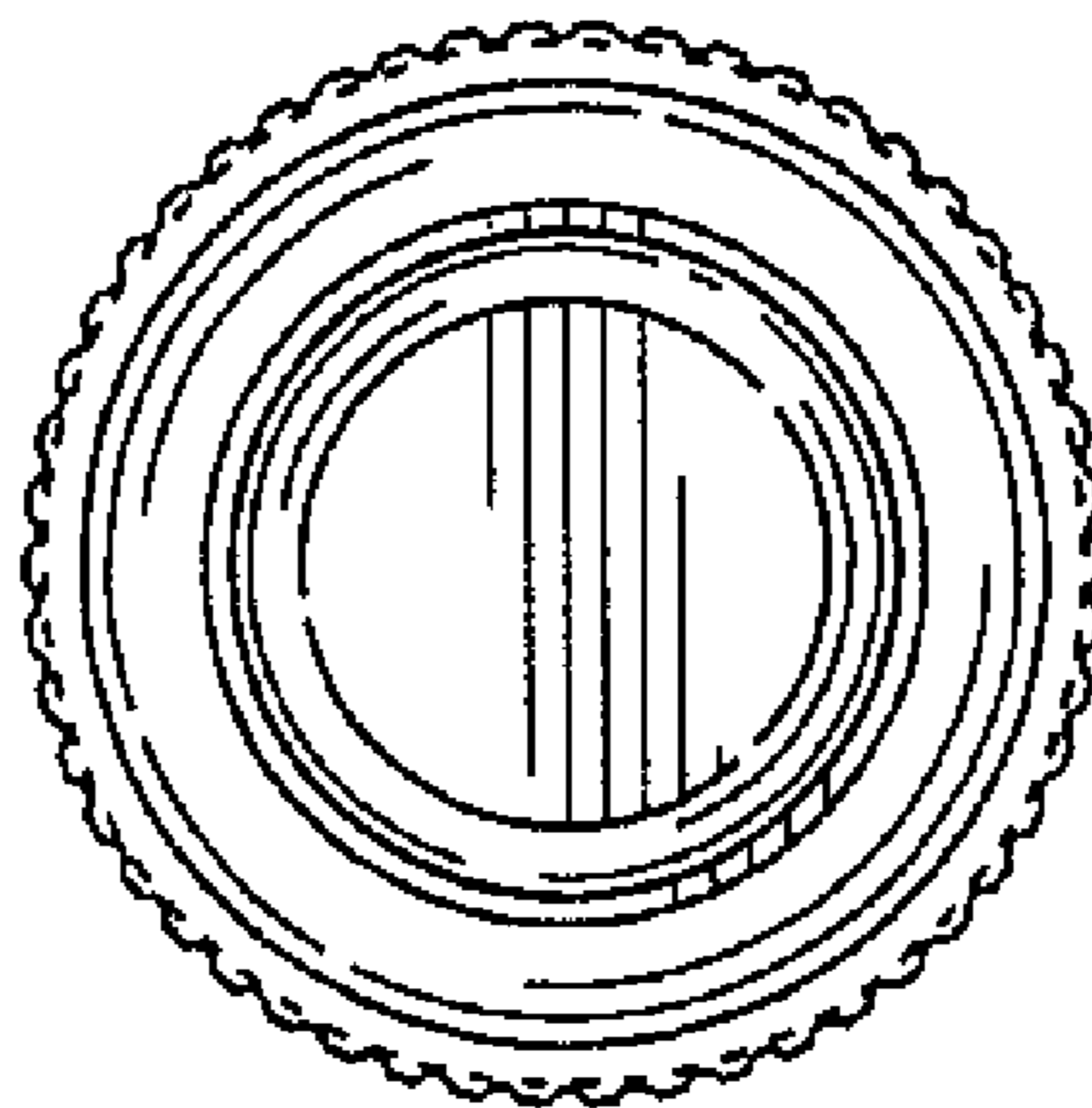
**FIG. 3**



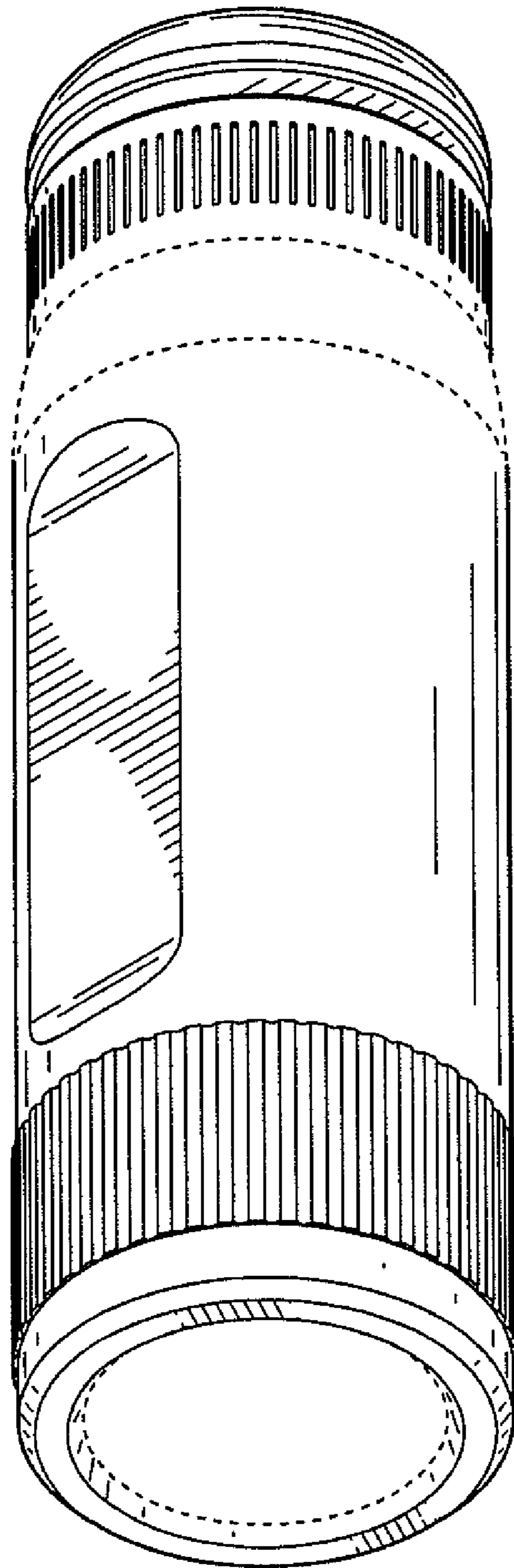
**FIG. 4**



**FIG. 5**

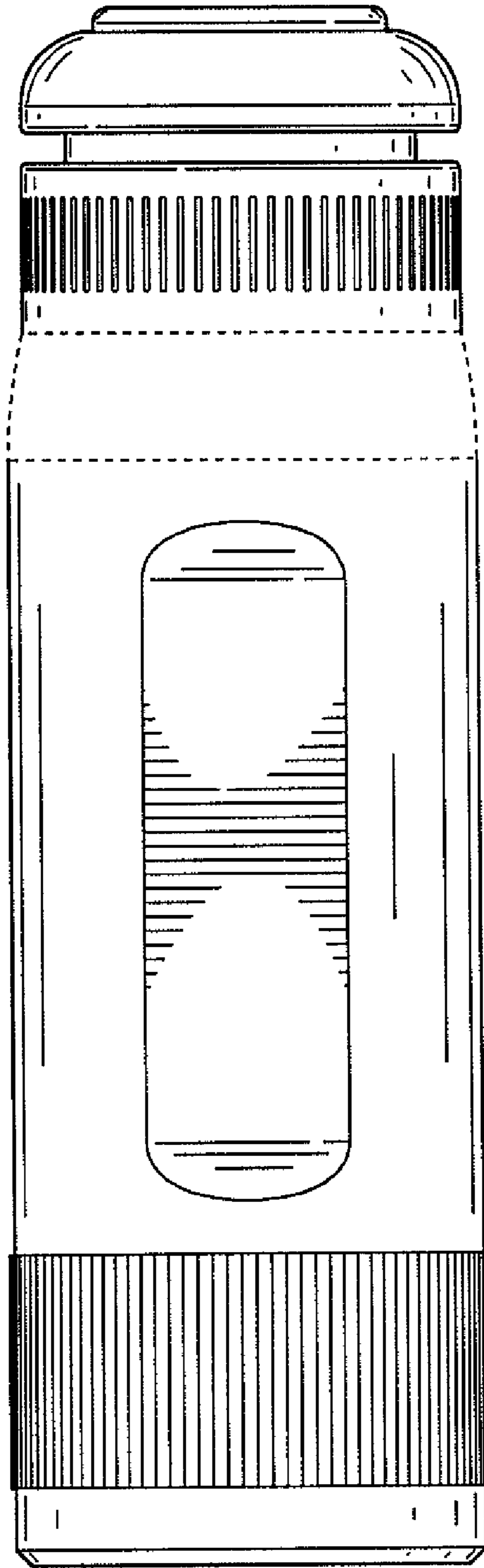


**FIG. 6**

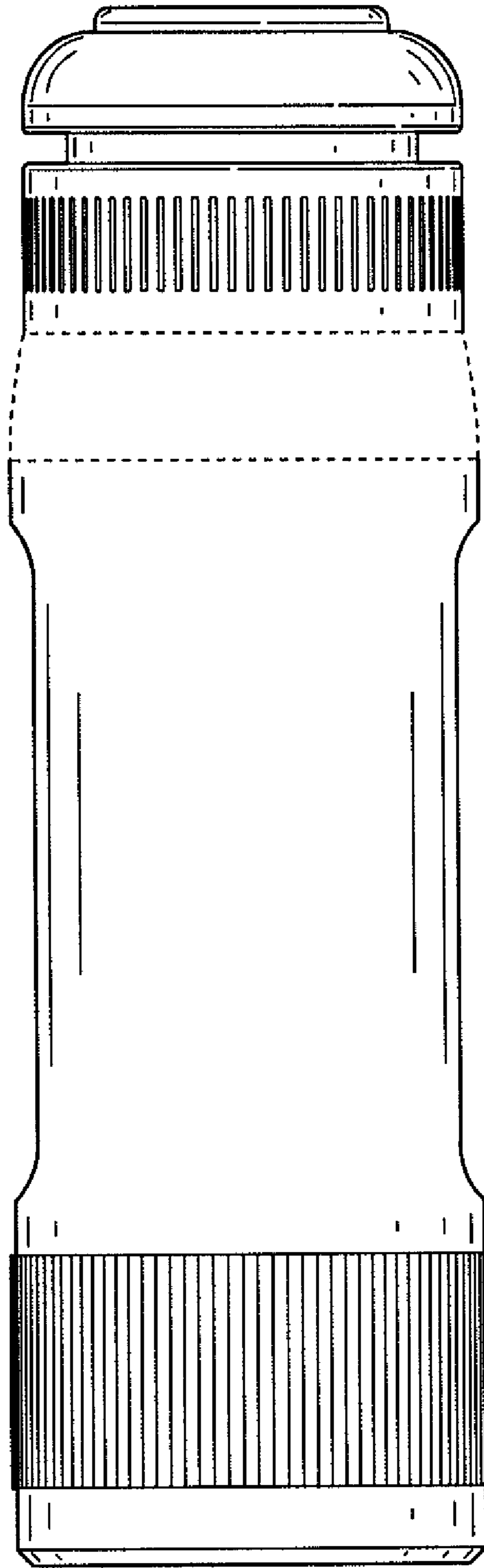


**FIG. 7**

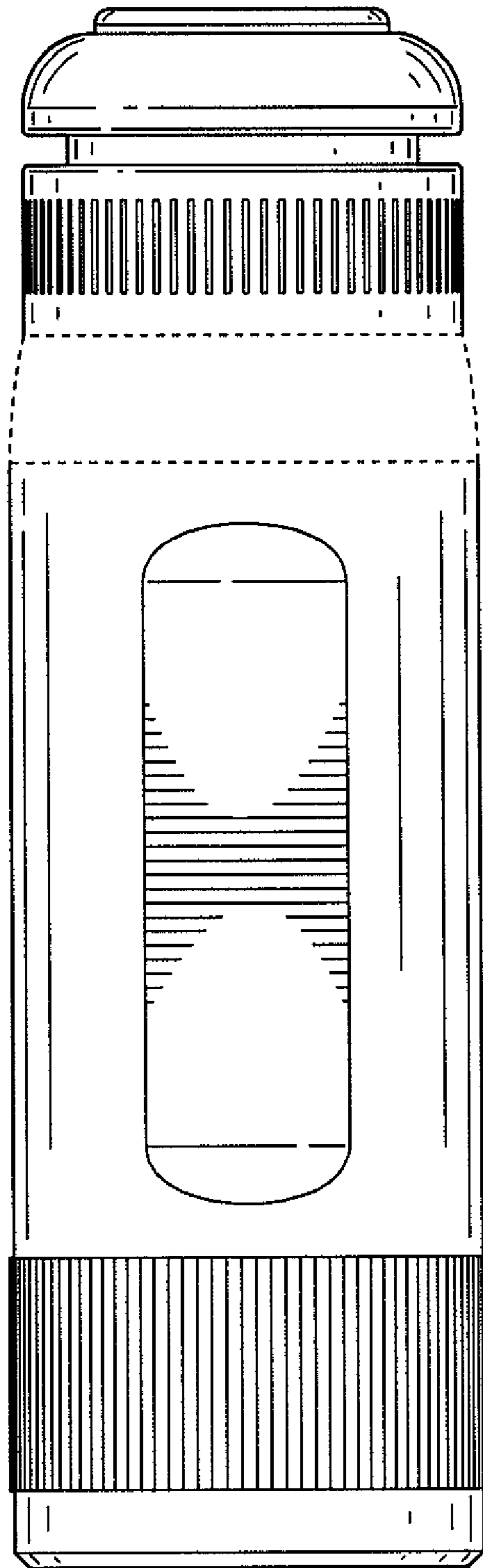




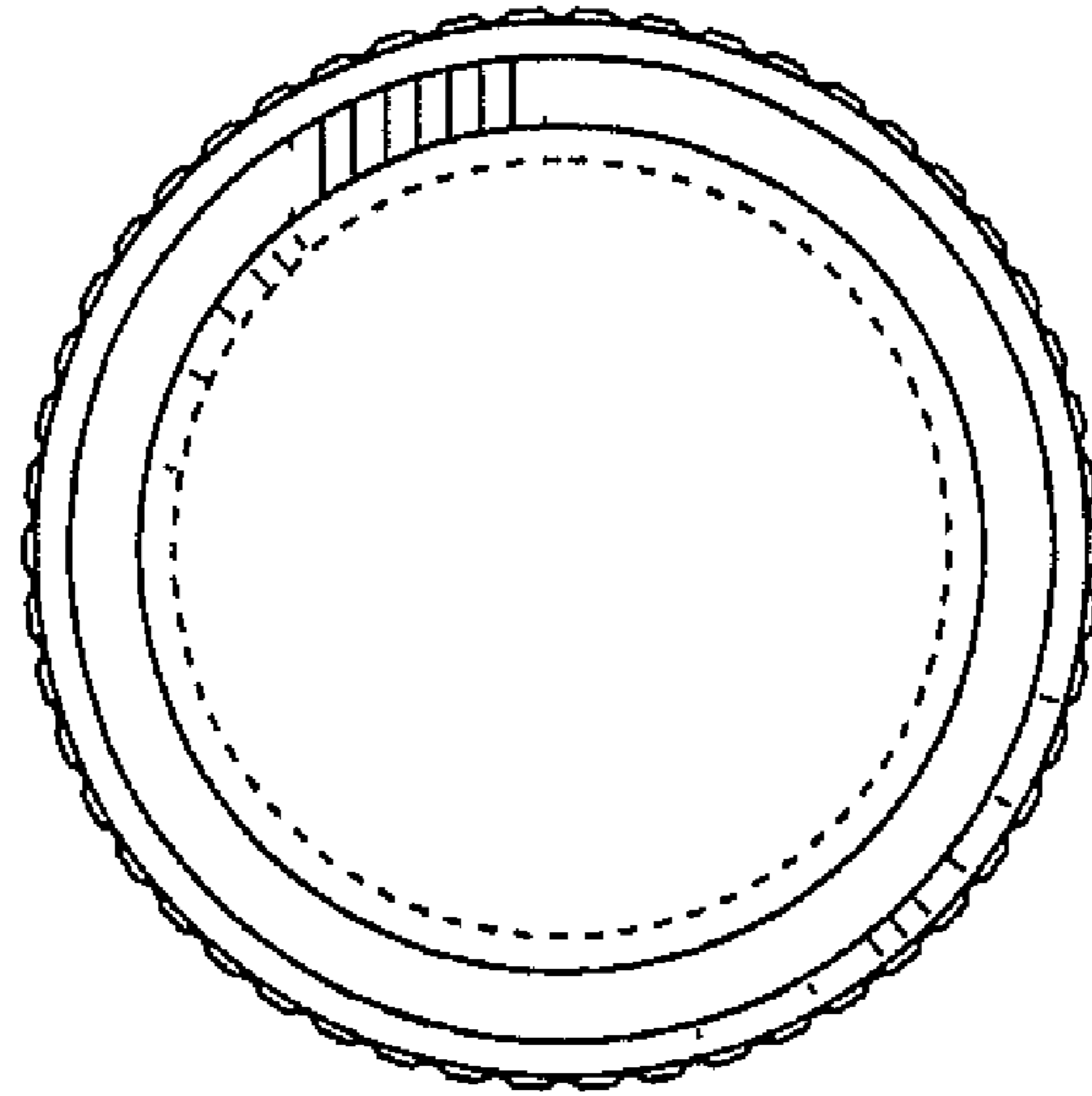
**FIG. 8**



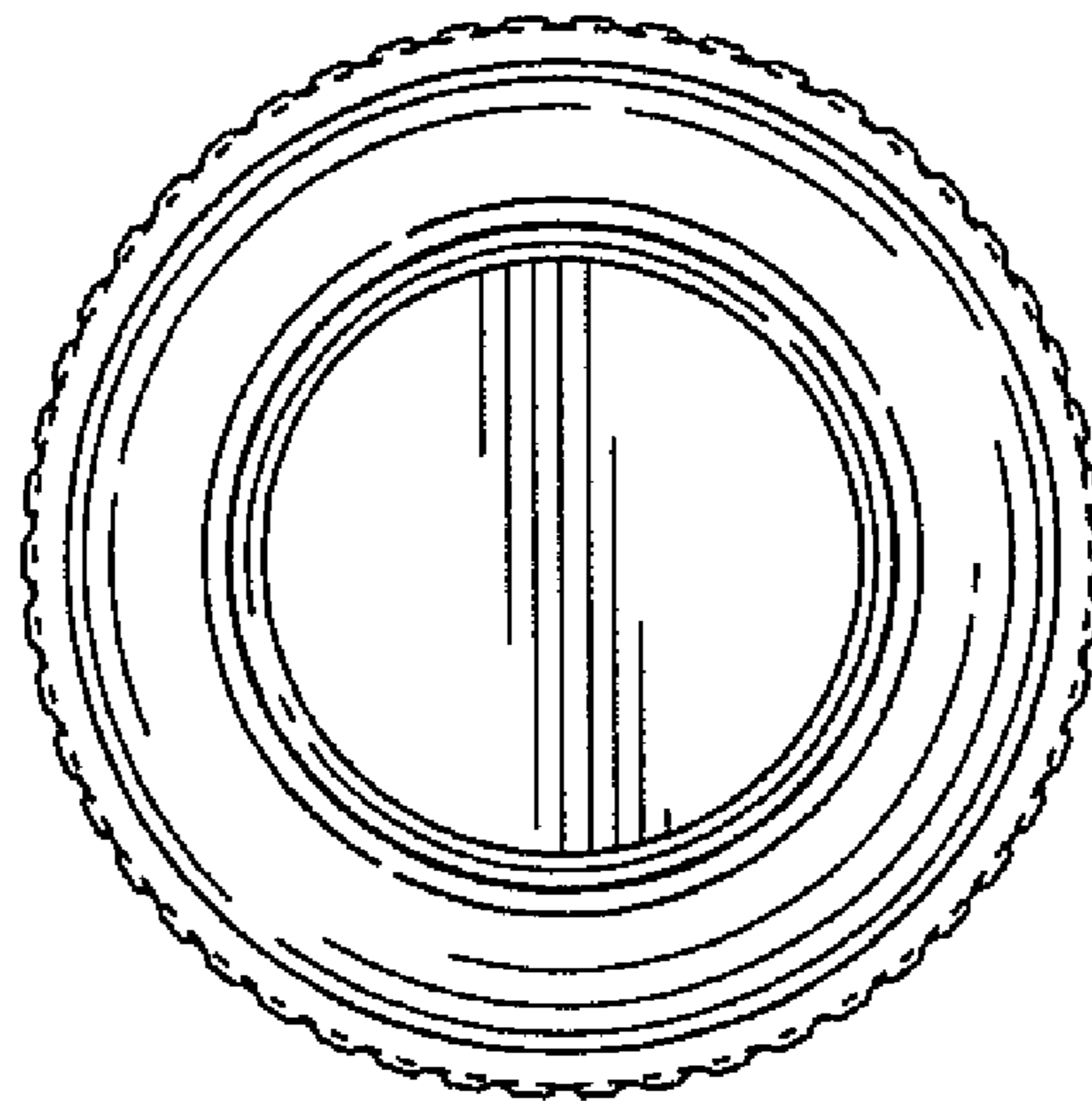
**FIG. 9**



**FIG. 10**



**FIG. 11**



**FIG. 12**