



US00D637746S

(12) **United States Design Patent**
Kong et al.

(10) **Patent No.:** **US D637,746 S**

(45) **Date of Patent:** **** May 10, 2011**

(54) **REAR COMBINATION LAMP FOR AUTOMOBILES**

(75) Inventors: **Yeong-Min Kong**, Gyeonggi-Do (KR);
Kwang-Min Ko, Gyeonggi-Do (KR)

(73) Assignee: **Hyundai Motor Company**, Seoul (KR)

(**) Term: **14 Years**

(21) Appl. No.: **29/383,172**

(22) Filed: **Jan. 13, 2011**

(30) **Foreign Application Priority Data**

Nov. 2, 2010 (KR) 30-2010-0047375

(51) **LOC (9) Cl.** **26-06**

(52) **U.S. Cl.** **D26/28**

(58) **Field of Classification Search** D26/28-36;
362/459-468, 475-478, 485-487
See application file for complete search history.

(56) **References Cited**

U.S. PATENT DOCUMENTS

D483,505 S * 12/2003 Schwerdtmann D26/31

D568,502 S * 5/2008 Kudo et al. D26/28

D569,016 S * 5/2008 Tsukui et al. D26/28

* cited by examiner

Primary Examiner — Marcus A Jackson

(74) *Attorney, Agent, or Firm* — Edwards Angell Palmer & Dodge LLP; Kongsik Kim

(57) **CLAIM**

The ornamental design for a rear combination lamp for automobiles, as shown and described.

DESCRIPTION

FIG. 1 is a perspective view of a rear combination lamp for automobiles according to the present invention.

FIG. 2 is a front view of the rear combination lamp for automobiles of FIG. 1.

FIG. 3 is a rear view of the rear combination lamp for automobiles of FIG. 1.

FIG. 4 is a left side view of the rear combination lamp for automobiles of FIG. 1.

FIG. 5 is a right side view of the rear combination lamp for automobiles of FIG. 1.

FIG. 6 is a top view of the rear combination lamp for automobiles of FIG. 1; and,

FIG. 7 is a bottom view of the rear combination lamp for automobiles of FIG. 1.

1 Claim, 7 Drawing Sheets

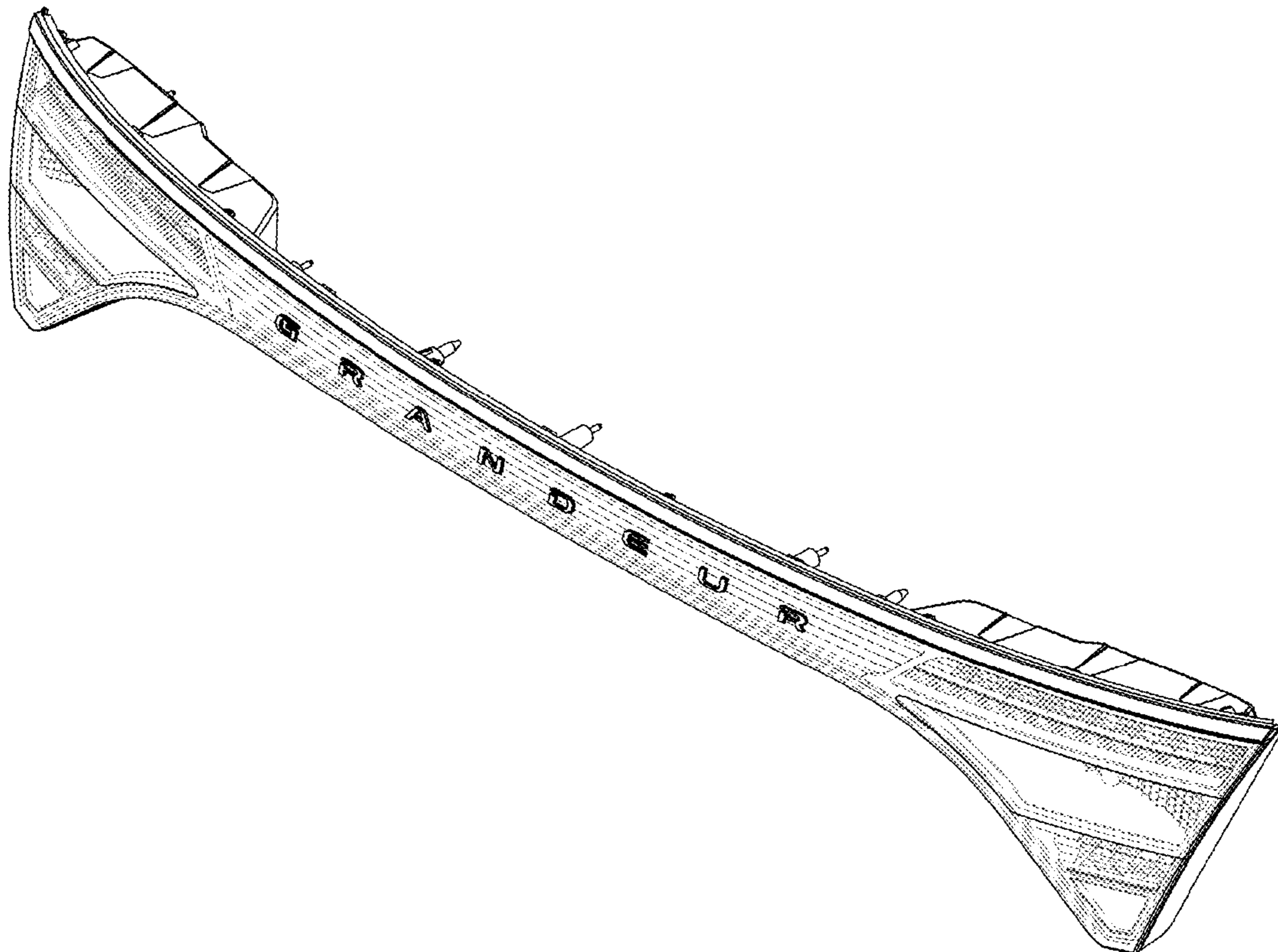


FIG. 1

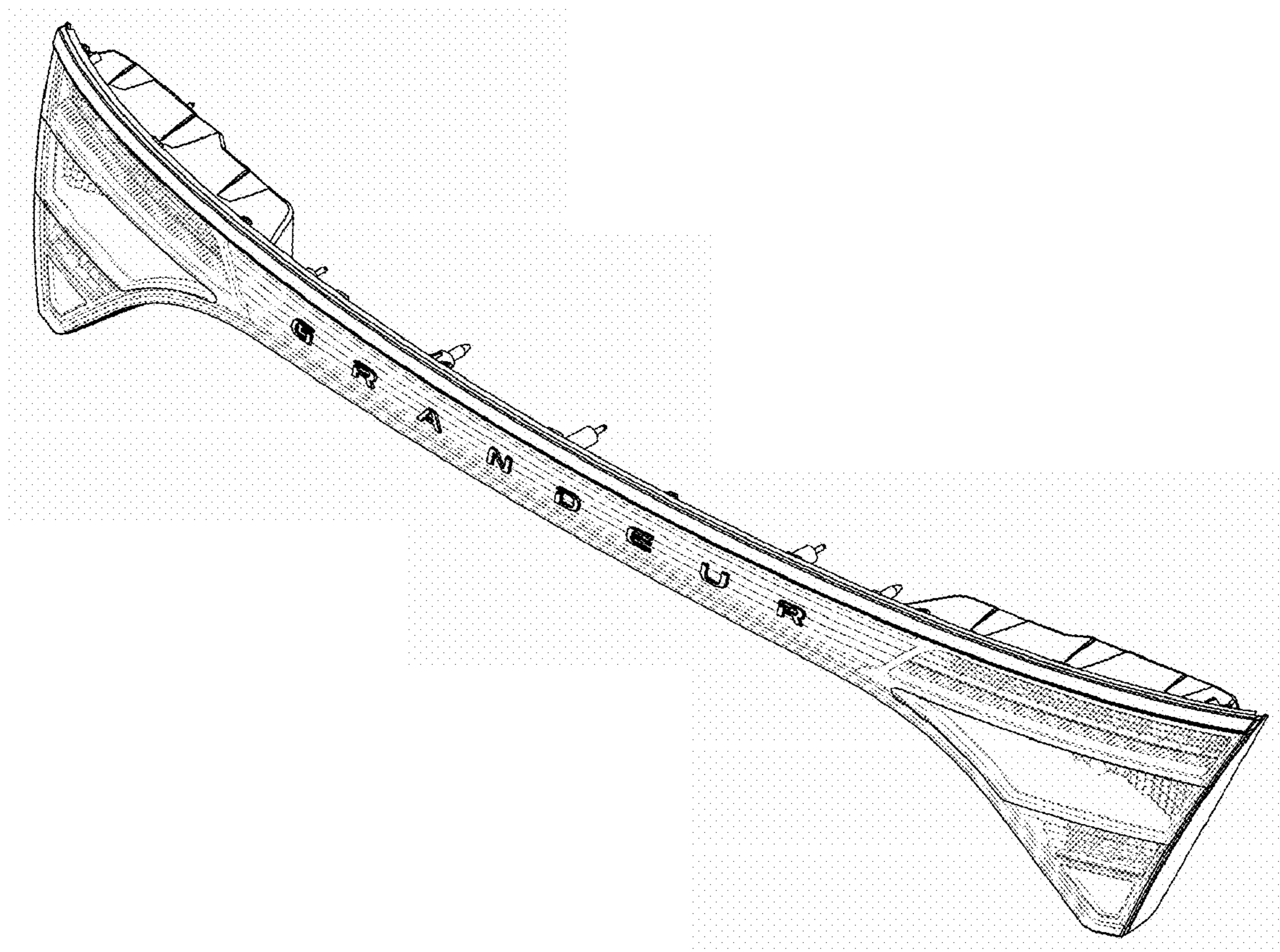


FIG. 2

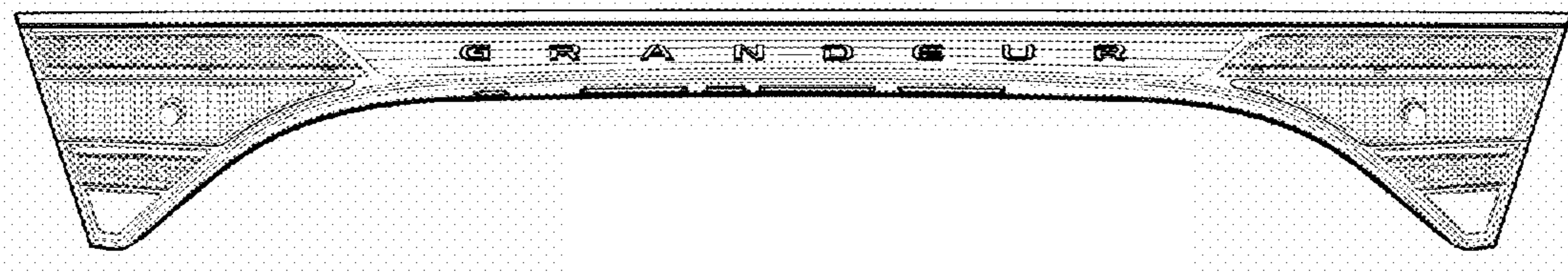


FIG. 3

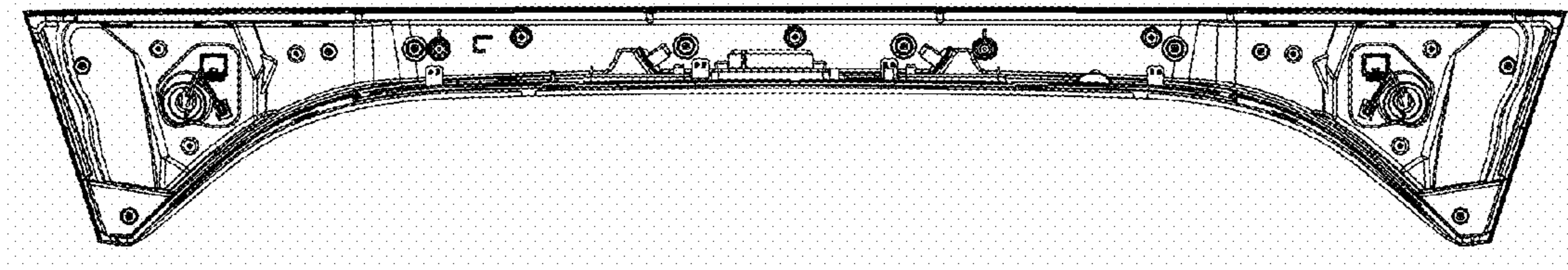


FIG. 4

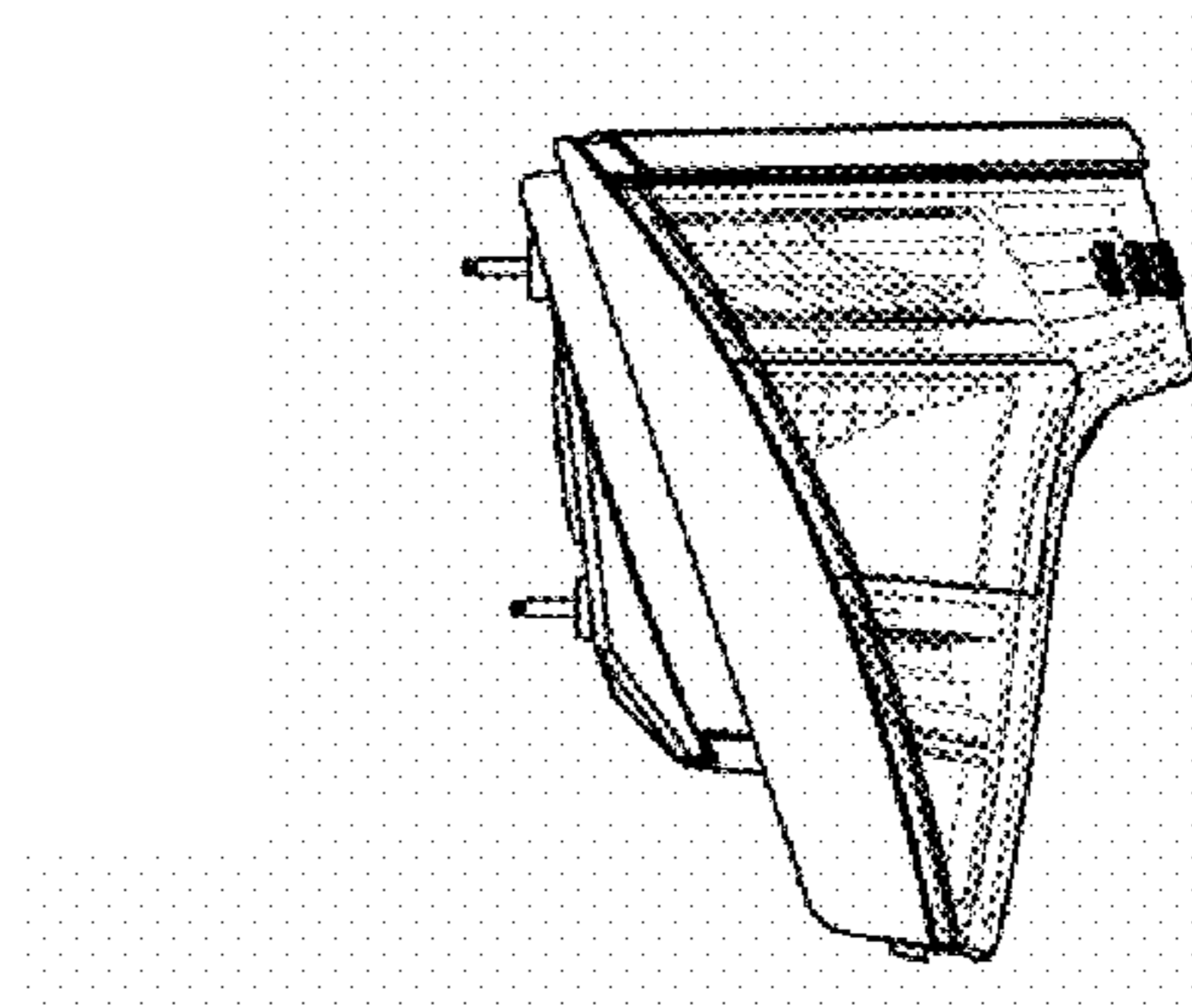



FIG. 5



FIG. 6

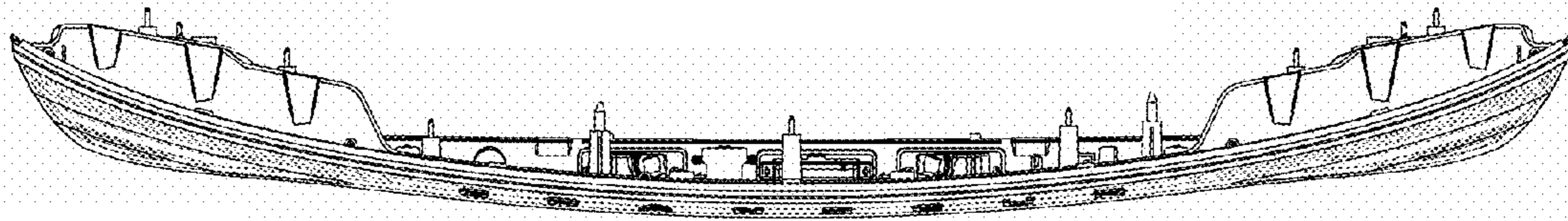


FIG. 7

