



US00D637732S

(12) **United States Design Patent**
Galano

(10) **Patent No.:** **US D637,732 S**
(45) **Date of Patent:** **** May 10, 2011**

(54) **REAGENT CARD**

(75) Inventor: **Kenneth Galano**, Wrentham, MA (US)

(73) Assignee: **Siemens Healthcare Diagnostics, Inc.**,
Tarrytown, NY (US)

(**) Term: **14 Years**

(21) Appl. No.: **29/359,683**

(22) Filed: **Apr. 14, 2010**

Related U.S. Application Data

(63) Continuation of application No. 29/342,954, filed on
Sep. 3, 2009, now Pat. No. Des. 616,564.

(51) **LOC (9) Cl.** **24-01**

(52) **U.S. Cl.** **D24/225**

(58) **Field of Classification Search** D24/216,
D24/222-226, 227, 229, 230, 231, 232, 169;
D10/81; D3/203.2-203.3; 422/99, 102;
D9/696, 732; 435/288.4, 304.1, 305.1, 305.3,
435/305.4, 805; 206/538, 489, 820, 824
See application file for complete search history.

(56) **References Cited**

U.S. PATENT DOCUMENTS

4,526,753	A	7/1985	Boger et al.	
4,595,439	A	6/1986	Boger et al.	
D296,589	S *	7/1988	Webster	D24/226
D323,109	S *	1/1992	Kalvelage	D9/732
D357,178	S *	4/1995	Shaw	D24/226
D413,390	S *	8/1999	Southern et al.	D24/224
D417,146	S *	11/1999	St. Pierre et al.	D9/732
D420,745	S *	2/2000	Cardy	D24/225
D436,668	S *	1/2001	Cardy et al.	D24/225
6,776,288	B2 *	8/2004	Kopecky	206/538
6,802,422	B2 *	10/2004	Kalvelage et al.	206/538
D598,785	S *	8/2009	Stojek	D9/732
2008/0003696	A1 *	1/2008	Rae	436/514

FOREIGN PATENT DOCUMENTS

TW	D127734	3/2009
TW	D127735	3/2009
TW	D127736	3/2009
TW	D127737	3/2009

OTHER PUBLICATIONS

Search Report of Taiwan Patent Application No. 099300818 issued
on Oct. 15, 2010.

* cited by examiner

Primary Examiner — T. Chase Nelson

Assistant Examiner — Anhdao Doan

(74) *Attorney, Agent, or Firm* — Noam R. Pollack

(57) **CLAIM**

The ornamental design for a reagent card, as shown and
described.

DESCRIPTION

FIG. 1 is a top perspective view of a reagent card, showing a
first embodiment of my new design;

FIG. 2 is a top view thereof;

FIG. 3 is a front view thereof;

FIG. 4 is a side view, the opposite side being a mirror image
thereof;

FIG. 5 is a top perspective view of a reagent card, showing a
second embodiment of my new design;

FIG. 6 is a top view thereof;

FIG. 7 is a rear view thereof;

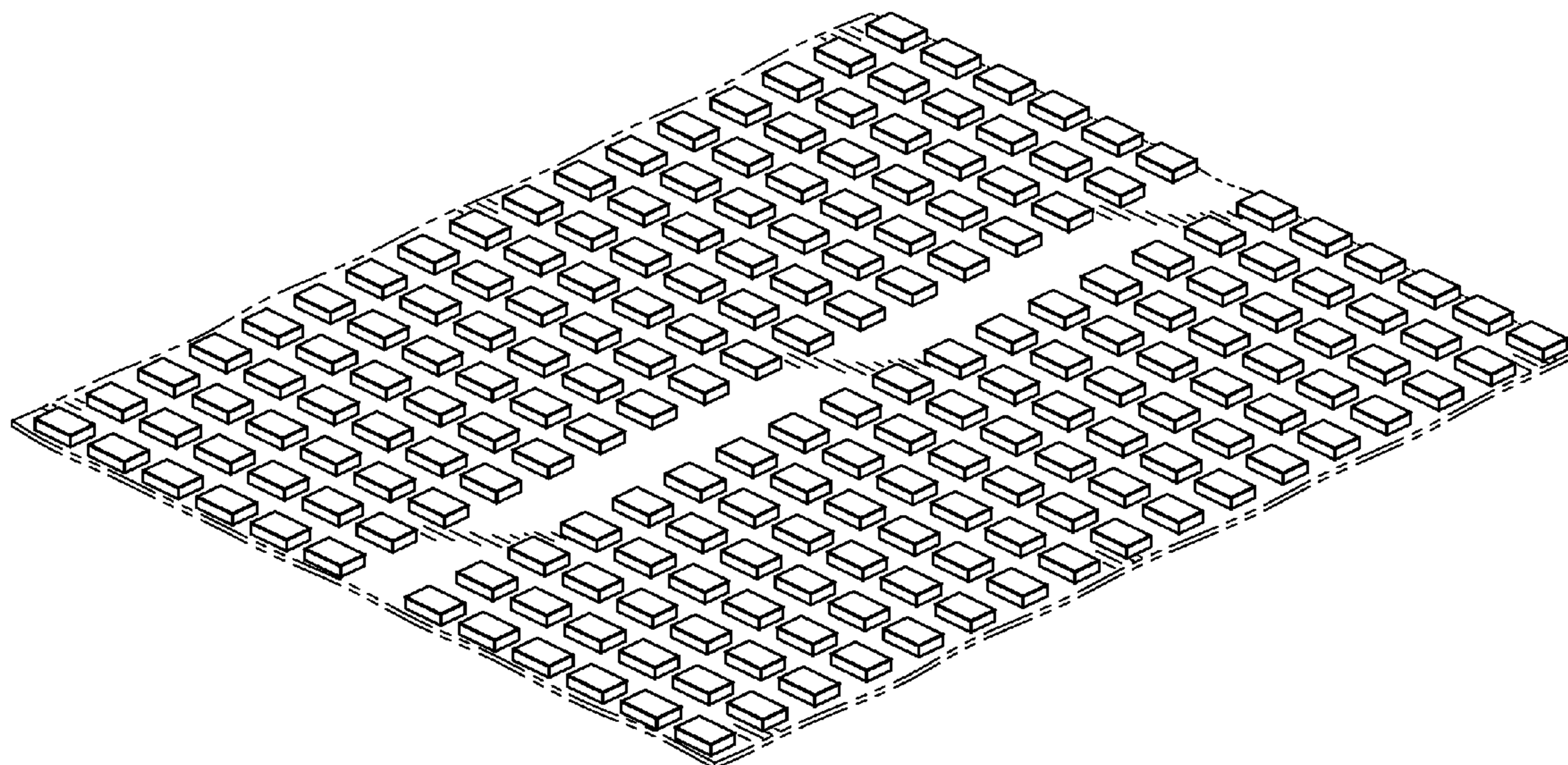
FIG. 8 is a front view thereof;

FIG. 9 is a left side view thereof; and,

FIG. 10 is a right side view thereof.

The alternating short and long dash lines in all views repre-
sent the boundaries of the claim, and the dash lines in FIGS.
5-10 are included for the purpose of illustrating unclaimed
portions of the reagent card. None of the broken lines form a
part of the claimed designed.

1 Claim, 6 Drawing Sheets






FIG. 1

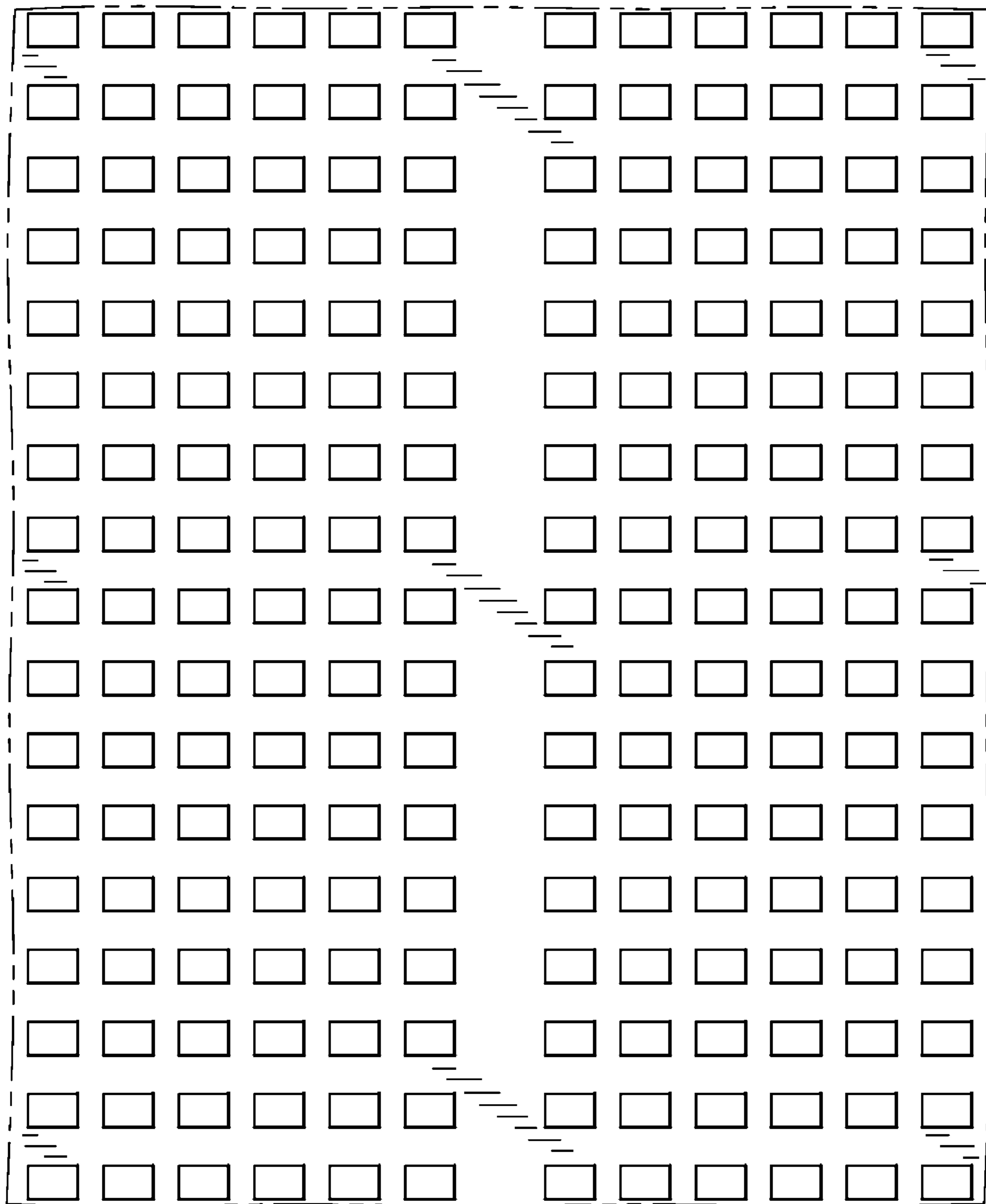


FIG. 2

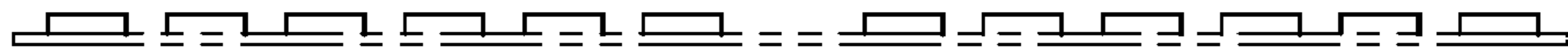


FIG. 3

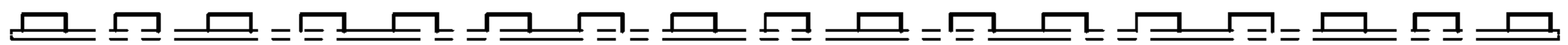


FIG. 4




FIG. 5

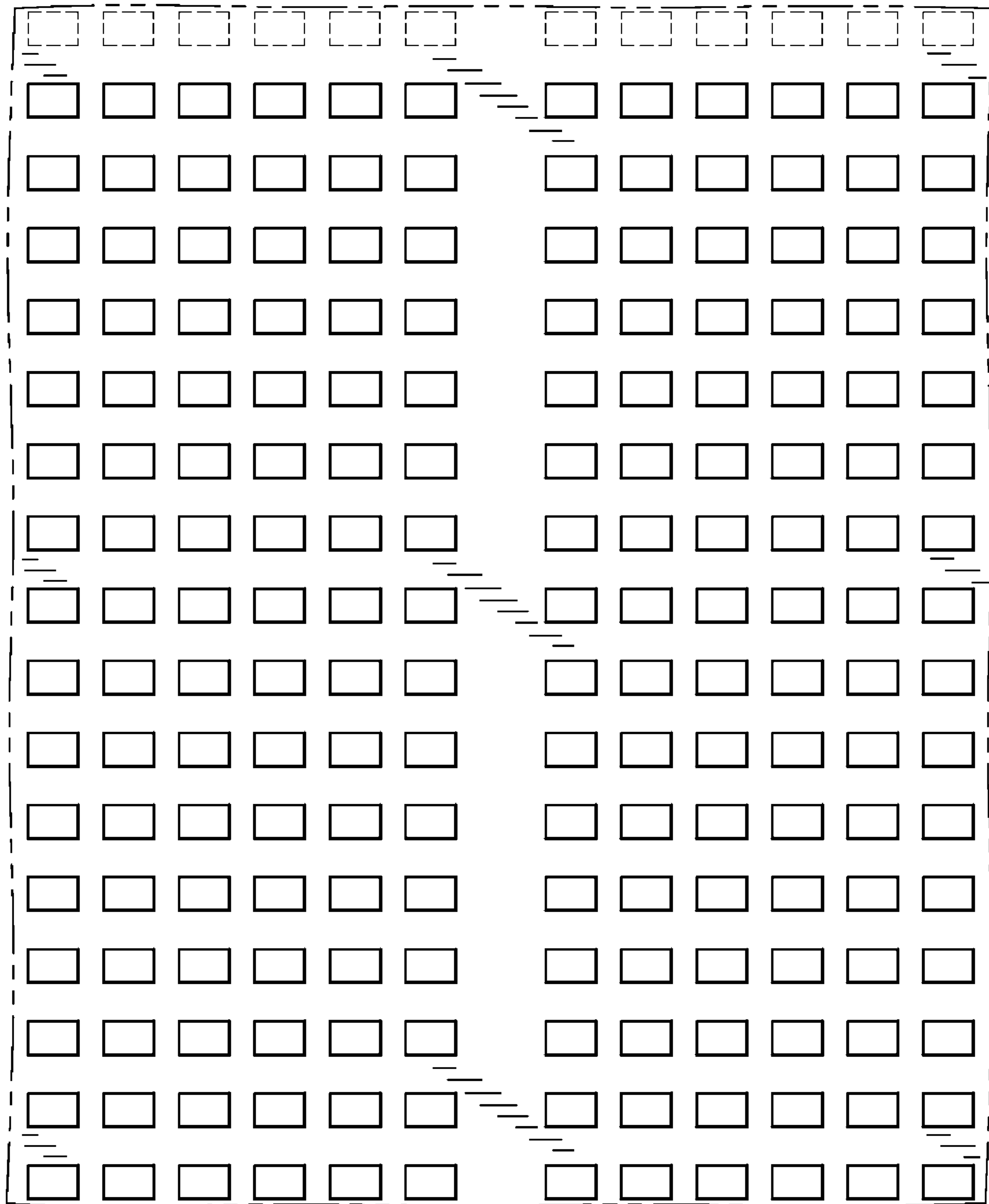


FIG. 6

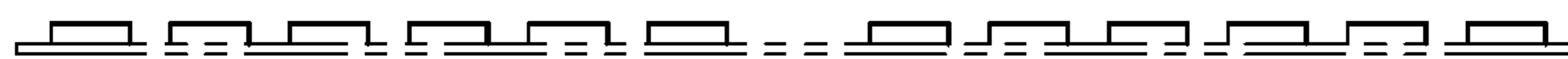


FIG. 7

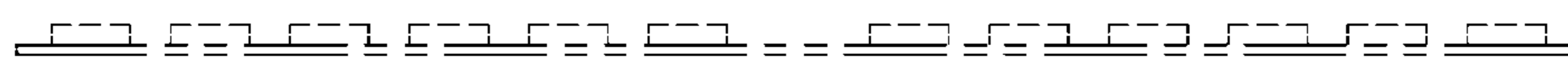


FIG. 8

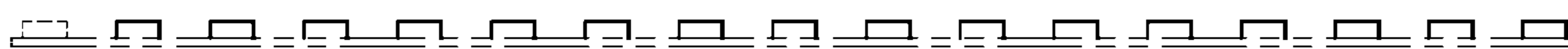


FIG. 9

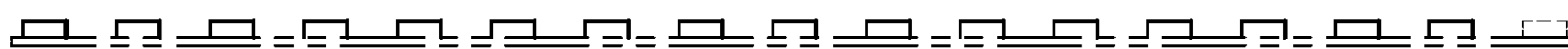


FIG. 10