



US00D637729S

(12) **United States Design Patent**
Tompkin

(10) **Patent No.:** **US D637,729 S**

(45) **Date of Patent:** **** May 10, 2011**

(54) **PERSONAL MASSAGER**

(75) Inventor: **Crispian Tompkin**, Los Angeles, CA
(US)

(73) Assignee: **MerchSource, LLC**, Foothill Ranch, CA
(US)

(**) Term: **14 Years**

(21) Appl. No.: **29/368,189**

(22) Filed: **Aug. 19, 2010**

(51) **LOC (9) Cl.** **28-03**

(52) **U.S. Cl.** **D24/215**

(58) **Field of Classification Search** D24/200,
D24/211–215; 601/118, 120, 121, 124, 125,
601/130, 131, 134–137

See application file for complete search history.

(56) **References Cited**

U.S. PATENT DOCUMENTS

D311,955 S *	11/1990	Lie	D24/211
D350,608 S *	9/1994	Yu	D24/214
D358,655 S *	5/1995	Ivy	D24/211
D414,582 S *	9/1999	Hwang	D28/9
D454,959 S *	3/2002	Harris et al.	D24/215
D509,301 S *	9/2005	Talbot et al.	D24/215
D510,441 S *	10/2005	Harris et al.	D24/215
D510,628 S *	10/2005	Talbot et al.	D24/215
D533,943 S *	12/2006	Chen	D24/146
7,211,059 B2 *	5/2007	Takashima	601/137
D574,504 S *	8/2008	Imboden et al.	D24/215

D613,417 S *	4/2010	Imboden et al.	D24/215
D617,000 S *	6/2010	Mills	D24/215
D620,601 S *	7/2010	TerMeer	D24/215
2008/0306417 A1 *	12/2008	Imboden et al.	601/134

* cited by examiner

Primary Examiner — Sandra Snapp

(74) *Attorney, Agent, or Firm* — The Eclipse Group LLP

(57) **CLAIM**

I claim the ornamental design for a personal massager, as shown and described.

DESCRIPTION

FIG. 1 is a top perspective view of a personal massager.

FIG. 2 is a rear elevation view of the personal massager illustrated in FIG. 1.

FIG. 3 is a front elevation view of the personal massager illustrated in FIG. 1.

FIG. 4 is a top plan view of the personal massager illustrated in FIG. 1.

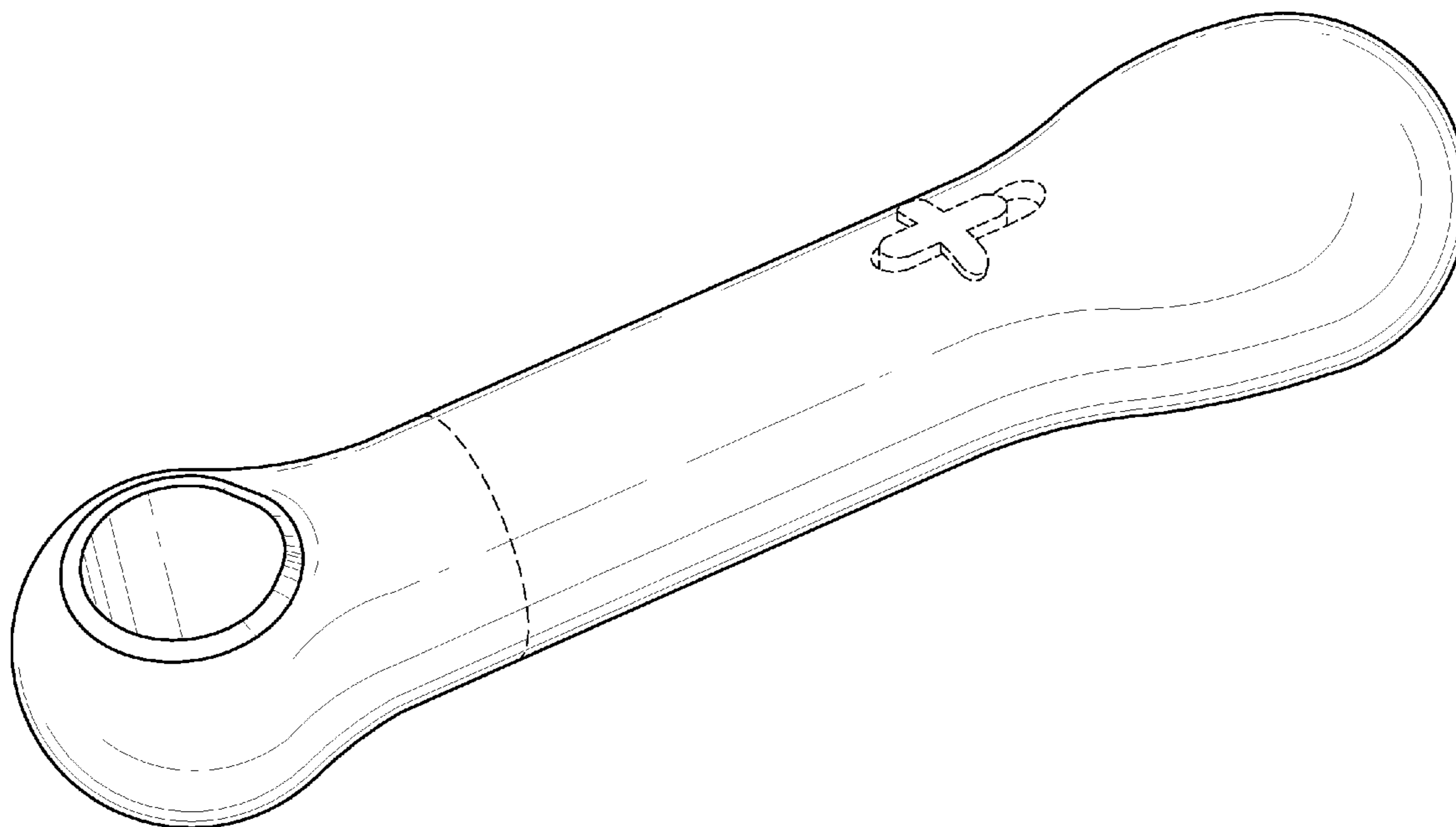
FIG. 5 is a bottom plan view of the personal massager illustrated in FIG. 1.

FIG. 6 is a right elevation view of the personal massager illustrated in FIG. 1; and,

FIG. 7 is a left elevation view of the personal massager illustrated in FIG. 1.

The portions of the personal massager in broken lines are shown for illustrative purposes only and form no part of the claimed design.

1 Claim, 3 Drawing Sheets



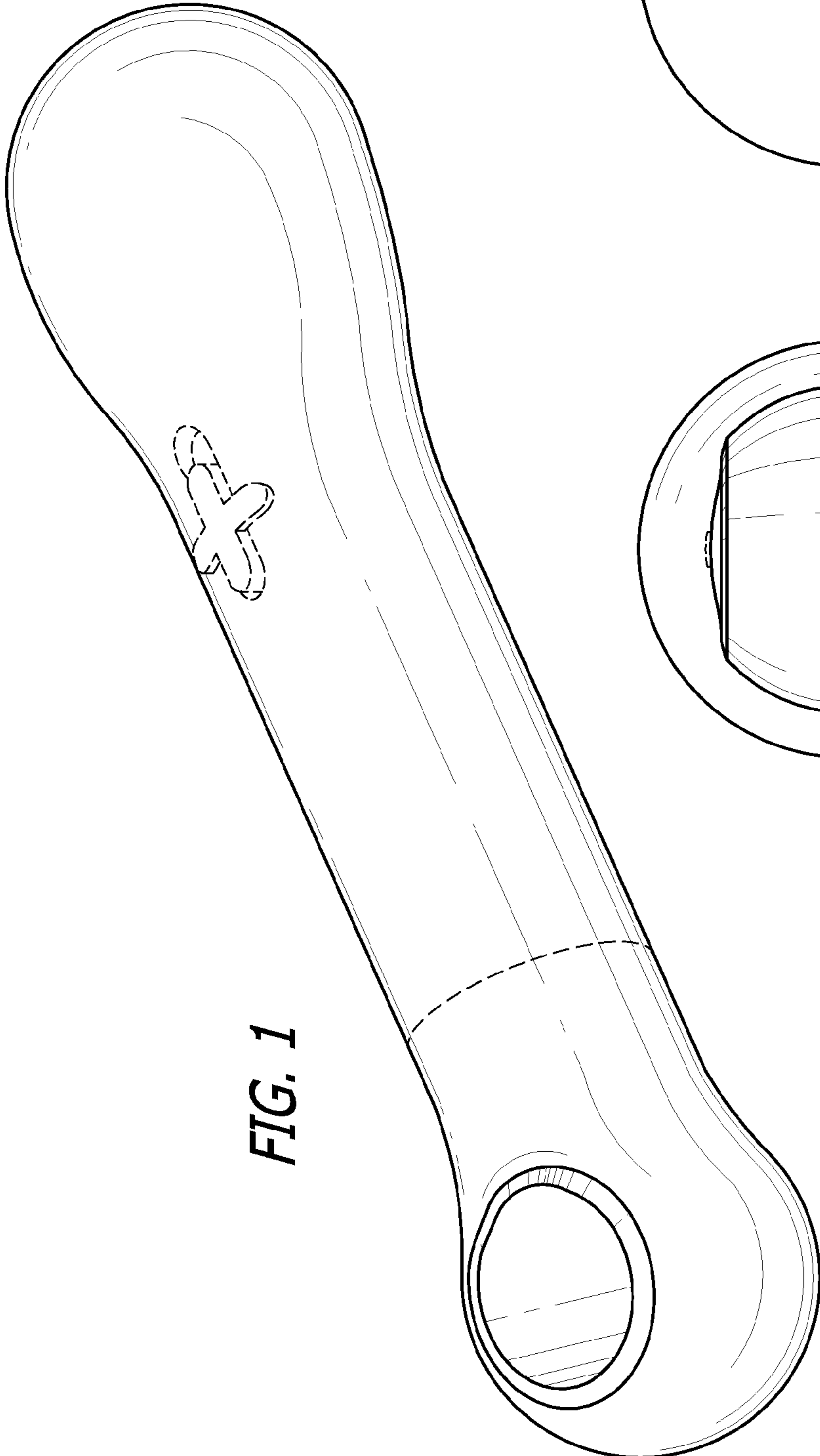


FIG. 1

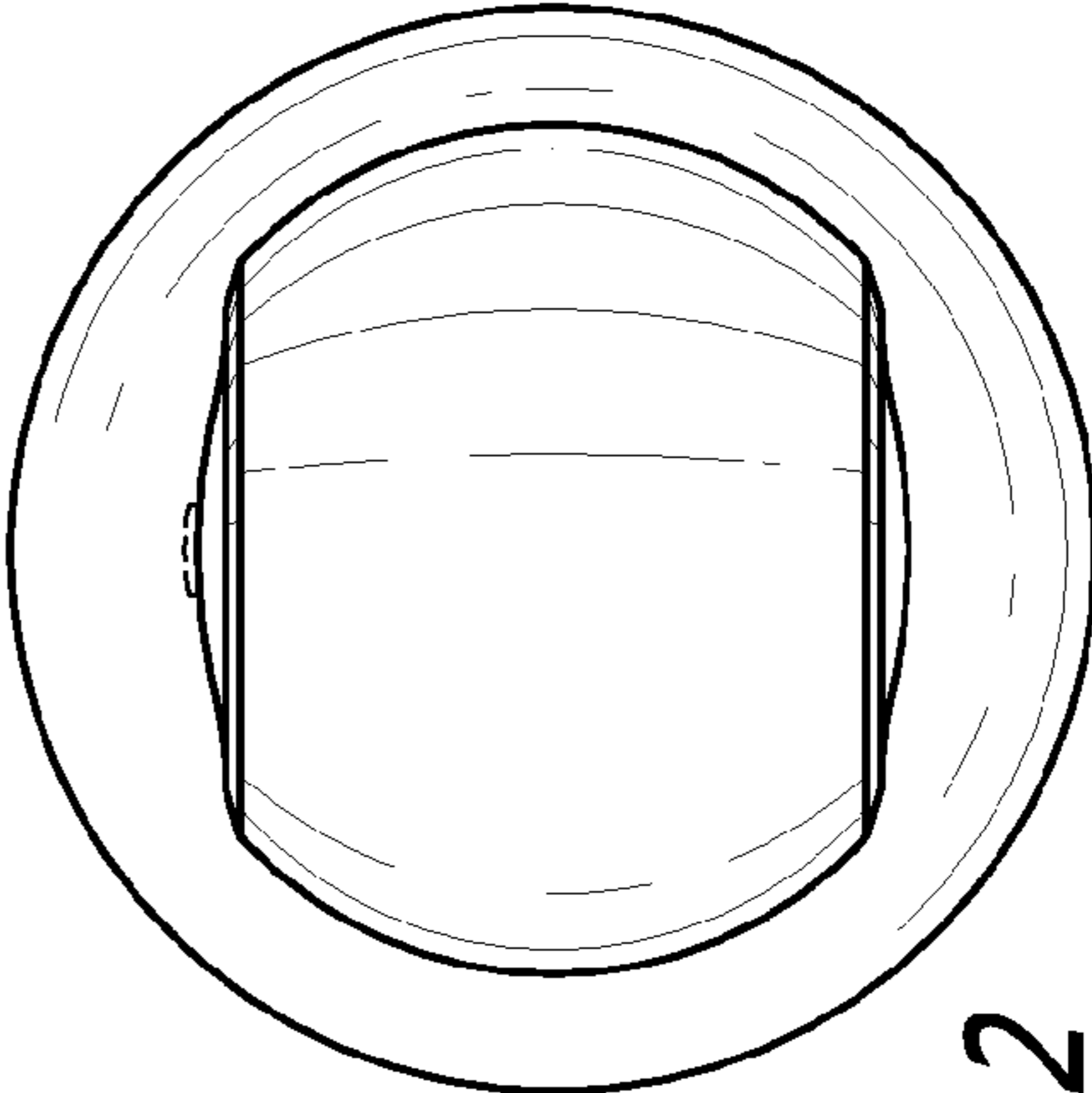


FIG. 2

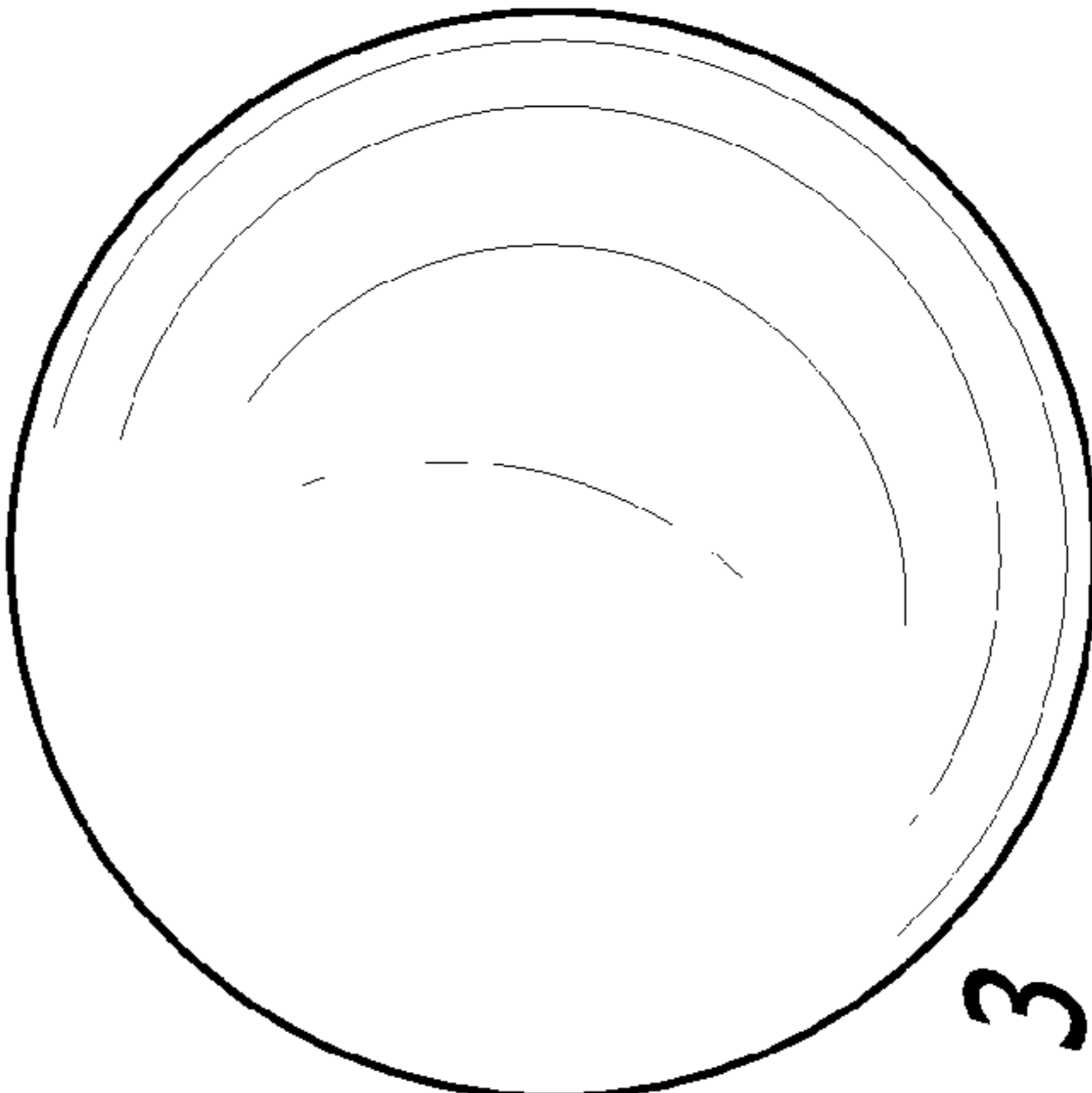
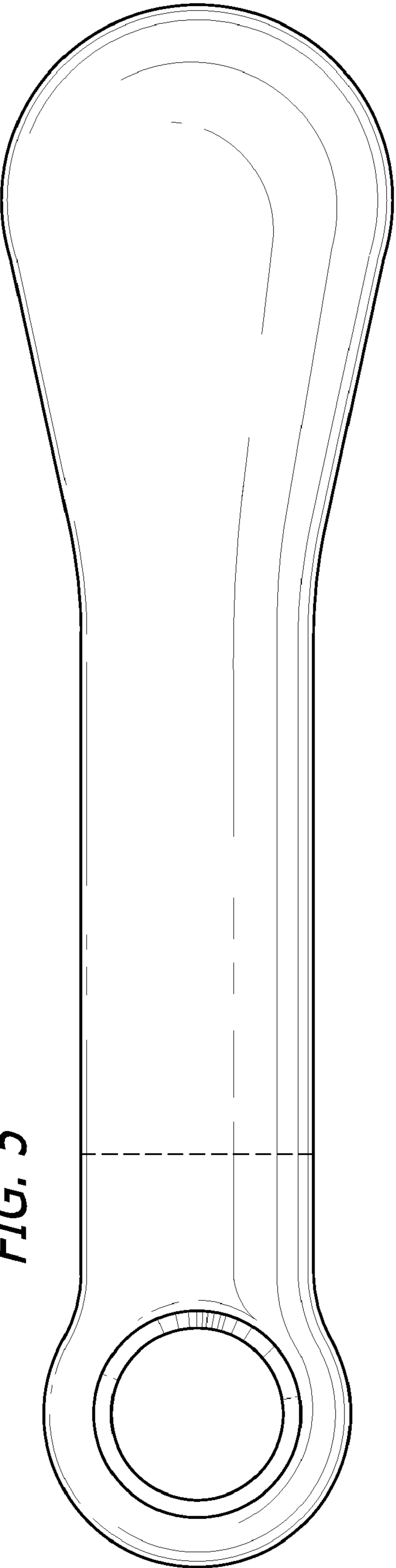
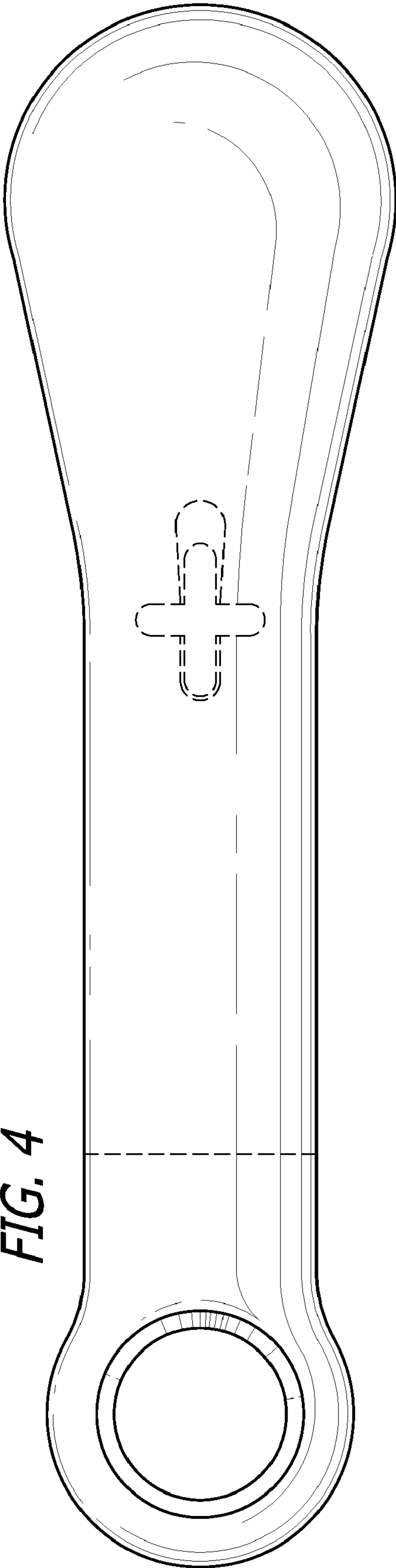


FIG. 3



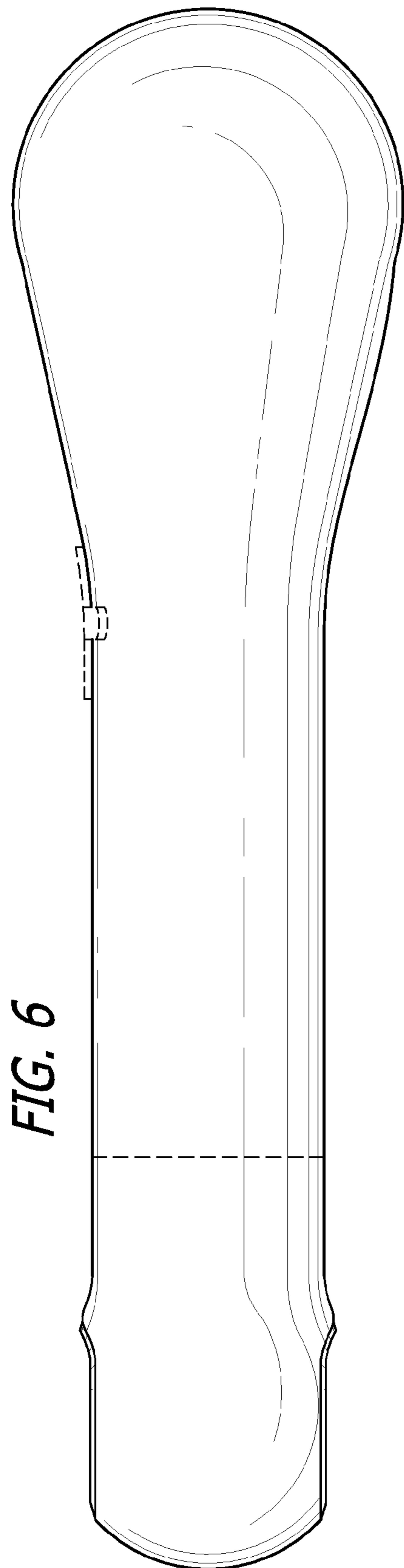


FIG. 7

