



US00D637728S

(12) **United States Design Patent**
Sevier et al.

(10) **Patent No.:** **US D637,728 S**

(45) **Date of Patent:** **** May 10, 2011**

(54) **THERAPY INSTRUMENT**

(75) Inventors: **Thomas L. Sevier**, Fishers, IN (US);
Sue A. Stover, Upland, IN (US)

(73) Assignee: **Performance Dynamics, Inc.**, Muncie,
IN (US)

(**) Term: **14 Years**

(21) Appl. No.: **29/325,034**

(22) Filed: **Sep. 25, 2008**

(51) **LOC (9) Cl.** **24-04**

(52) **U.S. Cl.** **D24/211**

(58) **Field of Classification Search** D24/200,
D24/211, 214, 215; 601/15, 17, 18, 21, 47,
601/87, 84, 80, 70, 67, 74, 122, 85, 118,
601/119, 123, 125, 126, 130, 131, 134-138;
600/38, 39

See application file for complete search history.

(56) **References Cited**

U.S. PATENT DOCUMENTS

D30,230 S	2/1899	Bamet	
1,373,970 A	4/1921	Peasley	
1,612,343 A	12/1926	Amussen	
1,769,872 A	7/1930	Weeks	
1,987,390 A	1/1935	Davis	
2,044,112 A	6/1936	Wildmann	
2,219,436 A	10/1940	Anderson	
D149,700 S	* 5/1948	Sky	D24/211
D155,773 S	11/1949	Becker	
2,752,623 A	7/1956	Tupper	
2,806,470 A	9/1957	Ferrier	
3,107,665 A	10/1963	Nordgren	
D208,608 S	9/1967	Madl et al.	
D211,549 S	6/1968	Christopher	
3,389,418 A	6/1968	Sencabaugh	
3,557,776 A	1/1971	Boots	
D223,418 S	4/1972	Hess	
3,888,241 A	6/1975	Fischer	
D237,313 S	10/1975	Harris	

D237,323 S	10/1975	Inohara	
D262,908 S	2/1982	Pesco	
D263,077 S	2/1982	Stanton	
D264,754 S	6/1982	Vitrac	
4,378,007 A	3/1983	Kachadourian	
D272,090 S	1/1984	Hosid	
D274,468 S	* 6/1984	Perry	D24/211
4,461,285 A	7/1984	Courtin	
4,483,328 A	11/1984	Wolocko	
4,590,926 A	5/1986	Courtin	
D285,116 S	8/1986	Hoff	
D288,847 S	3/1987	Kaesar	
4,648,387 A	3/1987	Simmons	
4,705,030 A	11/1987	Tepperberg	

(Continued)

OTHER PUBLICATIONS

Advertisement for "Massage Stones", *Massage*, Issue No. 56, Jul./
Aug. 1995, p. 77.

(Continued)

Primary Examiner — Cathron Brooks

Assistant Examiner — Melanie Levy

(74) *Attorney, Agent, or Firm* — Woodard, Emhardt,
Moriarty McNett & Henry LLP

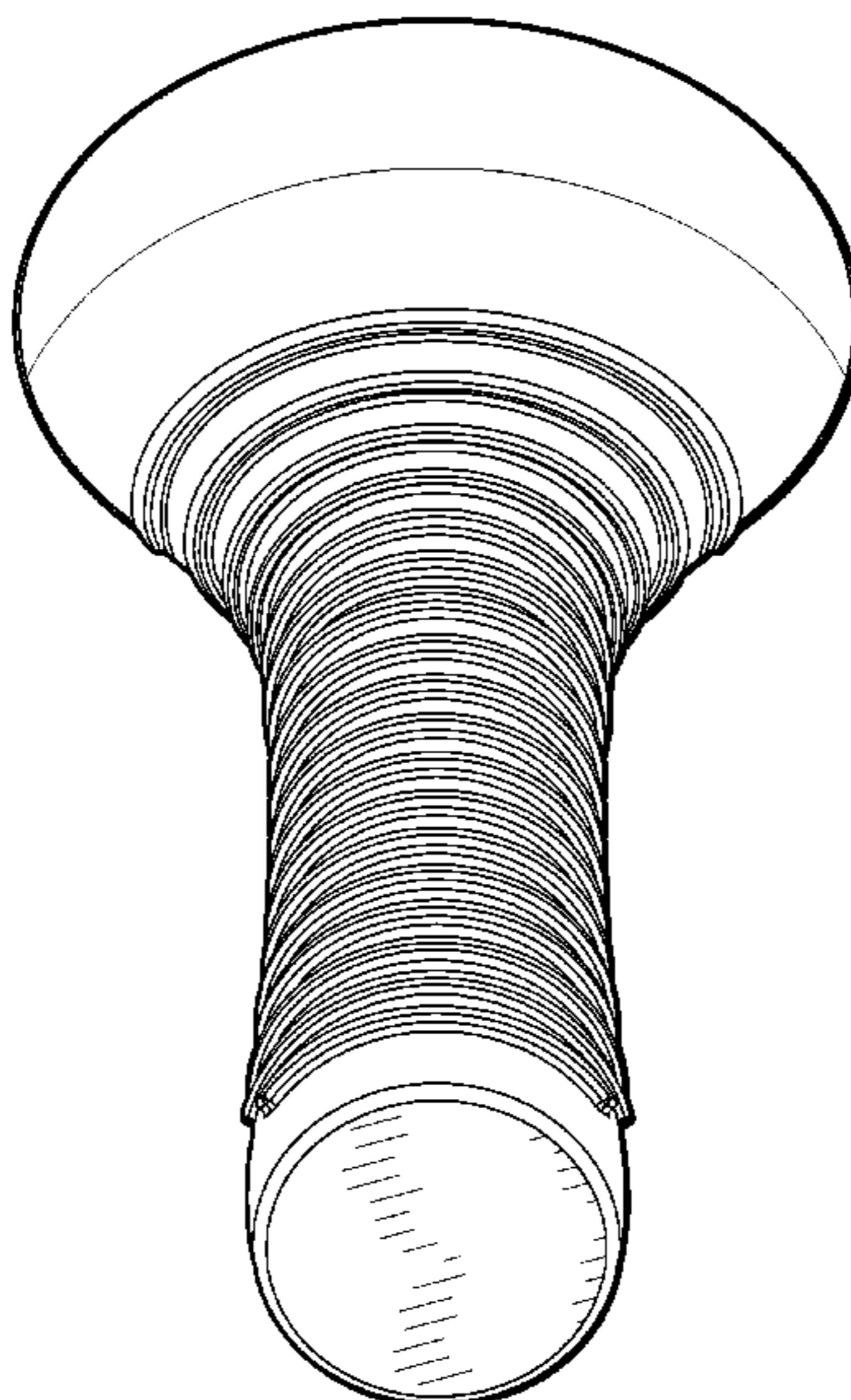
(57) **CLAIM**

The ornamental design for a therapy instrument, as shown and
described.

DESCRIPTION

FIG. 1 is a bottom view of a therapy instrument showing my
new design;
FIG. 2 is a top view thereof;
FIG. 3 is a left side view thereof; the right side view is a mirror
image thereof;
FIG. 4 is a front view thereof;
FIG. 5 is a back view thereof; and,
FIG. 6 is a perspective view thereof.

1 Claim, 6 Drawing Sheets



U.S. PATENT DOCUMENTS

4,732,142	A	3/1988	Hurlburt et al.	
D304,495	S	11/1989	Tyo et al.	
D312,694	S	12/1990	Yanazaki	
4,993,408	A	2/1991	Schweisfurth	
D317,204	S	5/1991	Henneseey	
D323,035	S	1/1992	Yang	
5,080,111	A	1/1992	Pallin	
5,085,207	A	2/1992	Fiore	
5,103,809	A	4/1992	DeLuca et al.	
D328,328	S	7/1992	Juarez	
D338,964	S	8/1993	Tarjoto	
5,231,977	A	8/1993	Graston	
D342,999	S	1/1994	Gonsalves, Jr.	
D345,801	S	4/1994	Bosch	
5,307,816	A	5/1994	Hashimoto et al.	
D351,660	S	* 10/1994	Ichikawa et al.	D24/214
5,366,437	A	11/1994	Graston	
D355,492	S	* 2/1995	Chou	D24/215
D357,322	S	4/1995	Matthews	
5,441,478	A	8/1995	Graston	
D362,307	S	9/1995	Cirone	
D373,197	S	8/1996	Schepper	
5,624,385	A	4/1997	Hwang	
D386,879	S	11/1997	Daniels	
6,077,239	A	6/2000	Lin	
6,254,555	B1	7/2001	Sevier et al.	
6,641,547	B2	11/2003	Sevier et al.	
D518,576	S	4/2006	Sevier et al.	
D530,429	S	10/2006	Sevier et al.	
D530,823	S	10/2006	Sevier et al.	
D601,252	S	* 9/2009	Ra	D24/142
D607,116	S	* 12/2009	Morganstern	D24/214

OTHER PUBLICATIONS

Advertisement for the Knobble, *Massage*; Issue No. 56, Jul./Aug. 1995, p. 158.
 Awareness & Health Unlimited, "1995-1996 15th Year Anniversary Wholesale Catalog," pp. 189, 192-193, 196, 234-235.
 Barnes, J. P.T., "The Myofascial Release Approach, Part II The Mind/Body Connection," *Massage*; Issue No. 50, Jul./Aug. 1994, pp. 58 & 60-64.

Brudden, B. "Pain Erasure The Bonnie Prudden Way"; 1980, pp. 3-5, 15-17, 22, 99-101, 124 & 266-268.
 Chamberlain, G., "Cyriax's Friction Massage: A Review", *Journal of Orthopaedic and Sports Physical Therapy*; vol. 4, No. 1, Summer 1982, pp. 16-22.
 Cunningham, M., "How to Activate Your Healing Response An Alternative to Medication and Surgery," *Acupressure Ancient Wisdom For Modern Day Healing*; 1994, pp. 41-42.
 Cyriax, J. "Textbook of Orthopaedic Medicine"; vol. One, 1982, pp. 14-21.
 Cyrlax, J. "Textbook of Orthopedic Medicine"; vol. Two, 10th Edition, 1980, pp. 1-37.
 Hammer, W. DC, "Functional Soft Tissue Examination and Treatment By Manual Methods The Extremities"; 1991, pp. 235-249.
 Horrigan, J. "Soft Tissue Center Therapy Facility Of Tomorrow," *Ironman*; Jun. 1990, pp. 115, 116, 118 & 119.
 Jeffery, K., "Seashells As Massage Tools," *Massage Therapy Journal*; Spring 1993, vol. 32, No. 2, pp. 72 & 73.
 Kurashova Wine, Z. "Massage For Sports Injuries," *Massage*; Issue No. 42, Mar./Apr. 1993, pp. 26-27.
 Kurashova Wine, Z., "Russian Massage," *Massage*; Issue No. 33, Spe./Oct. 1991, pp. 40-43.
 Lachmann, S. "Soft Tissue Injuries In Sport", Blackwell Scientific Publications; 1988, pp. 12-16 & 19-21.
 Levin, S., "The Maverick of Sports Medicine," *Health*; Jan. 1991, pp. 30-32.
 Nimmo, R., "The Technique", 1966, pp. 50-55.
 Prentice, W., Ph.D, "Therapeutics Modalities In Sports Medicine"; 1986, pp. 217-242.
 Steward, B., Woodman R., Hulburt, D., "Fabricating a Splint For Deep Friction Massage," *Journal of Orthopaedic and Sports Physical Therapy*; vol. 21, No. 3, Mar. 1995, pp. 172-175.
 Taw., S., "Alleviating Low Back Pain Through Soft Tissue Release," *Massage*; Issue No. 52, Nov./Dec. 1994, pp. 30-32.
 Travell, J., M.D., and Simons, D., M.D., "Myofascial Pain and Dysfunction The Trigger Point Manual The Upper Extremities"; vol. 1, 1983, pp. 19-21, 59-61, 87-88, 99-102.
 Woodman R. And Pare, L., "Evaluation and Treatment of Soft Tissue Lesions of the Ankle and Forefoot Using The Cyriax Approach," *Physical Therapy*; vol. 62, No. 8, Aug. 1982, pp. 1144-1147.

* cited by examiner

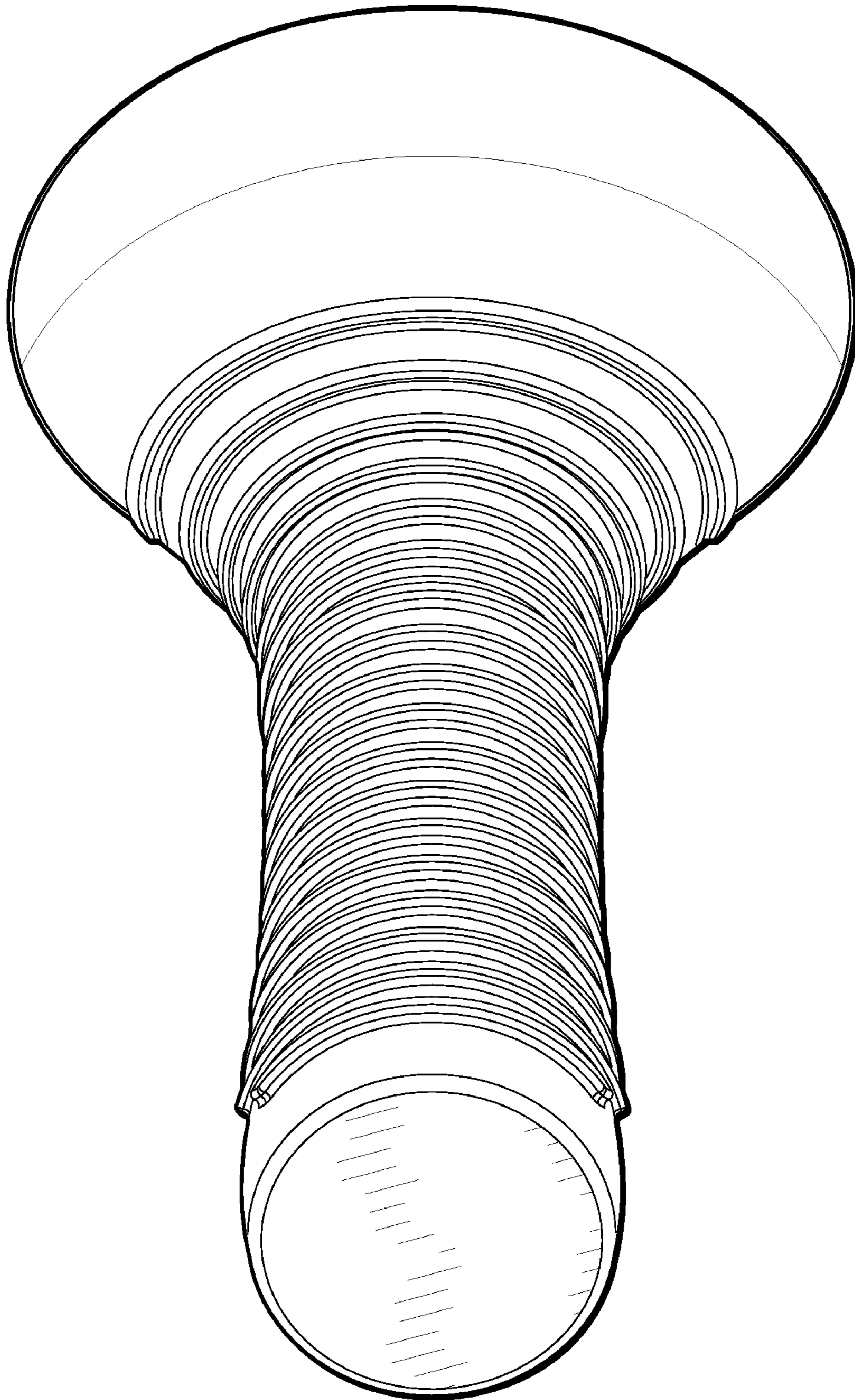


Fig. 1

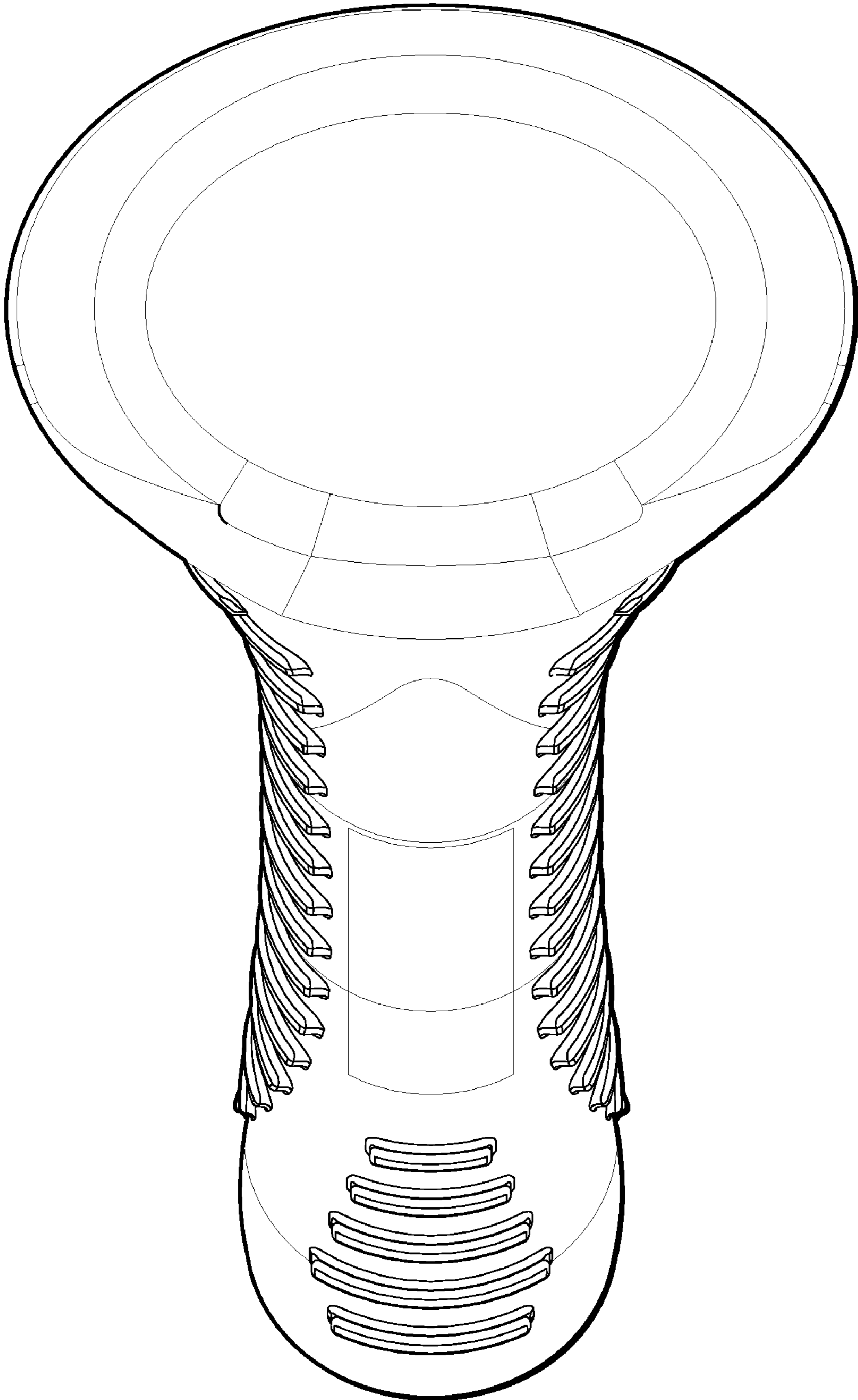


Fig. 2

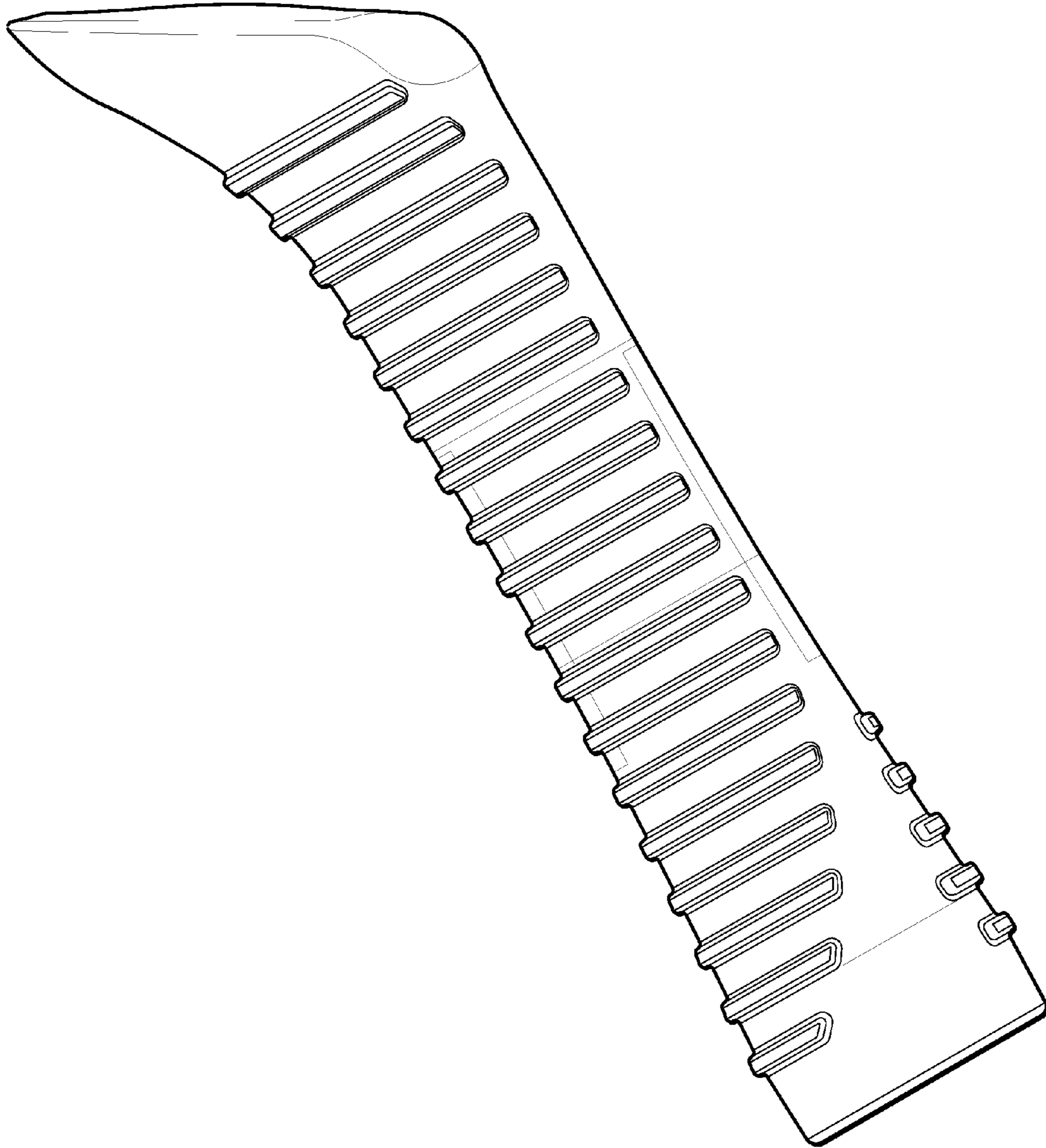


Fig. 3

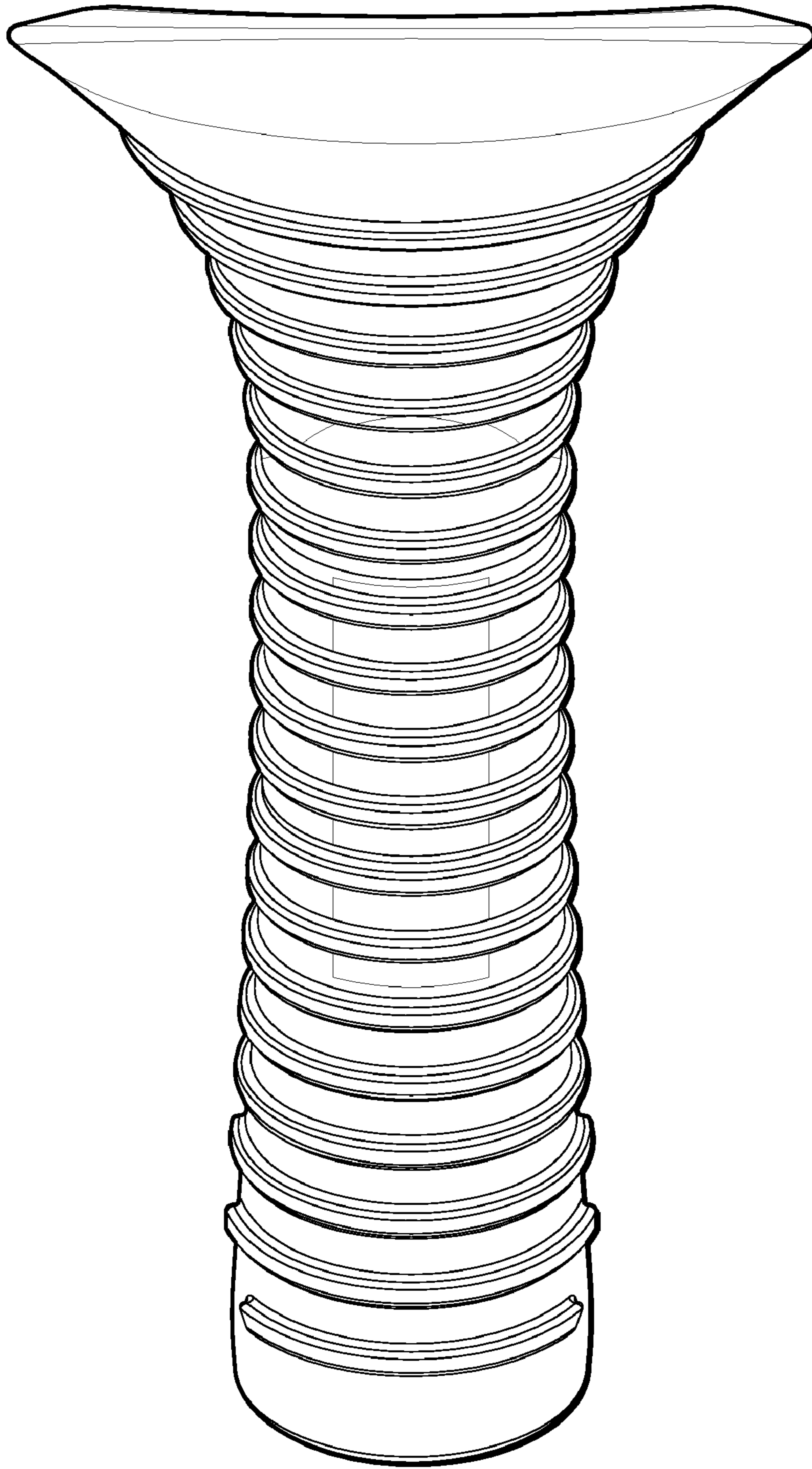


Fig. 4

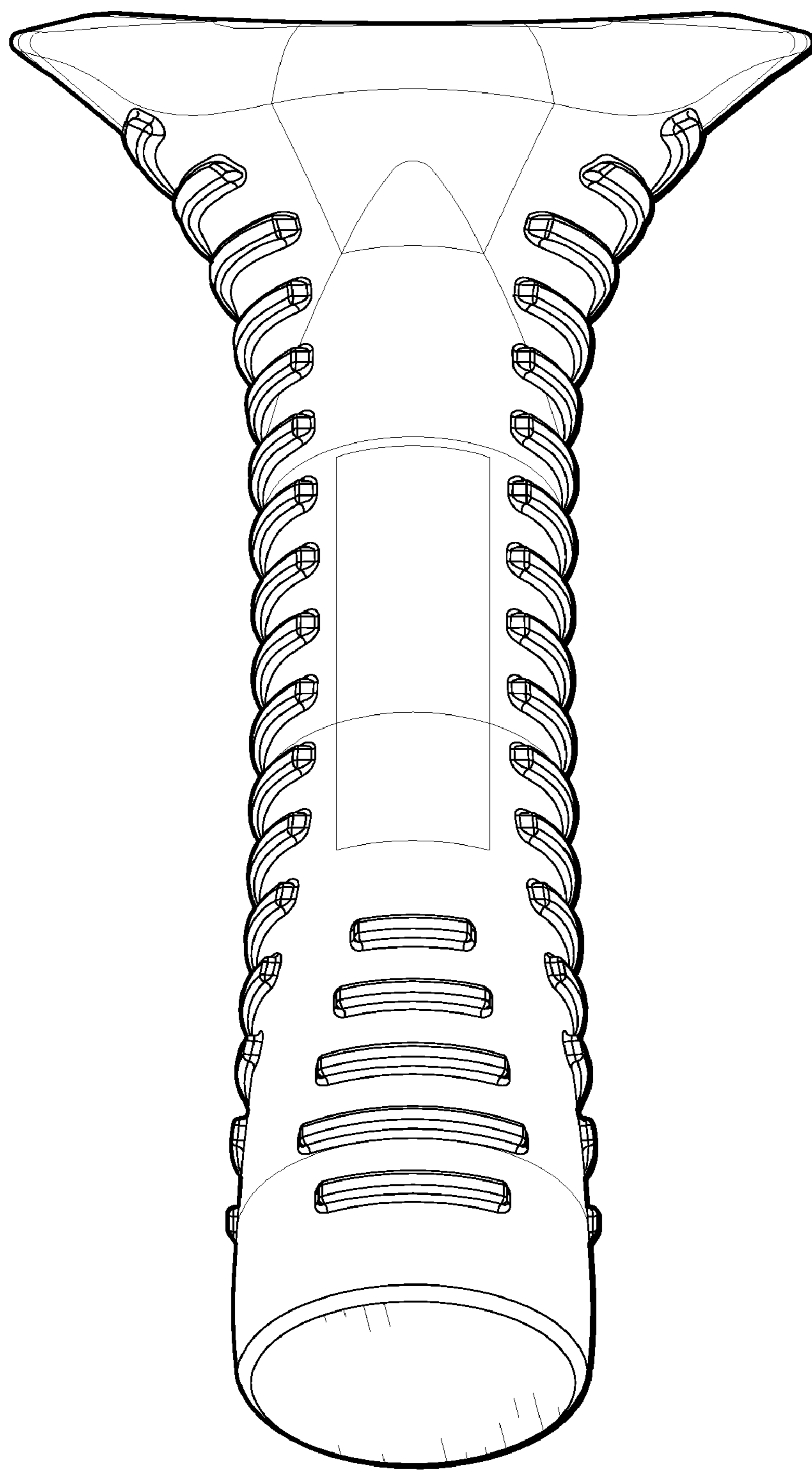


Fig. 5

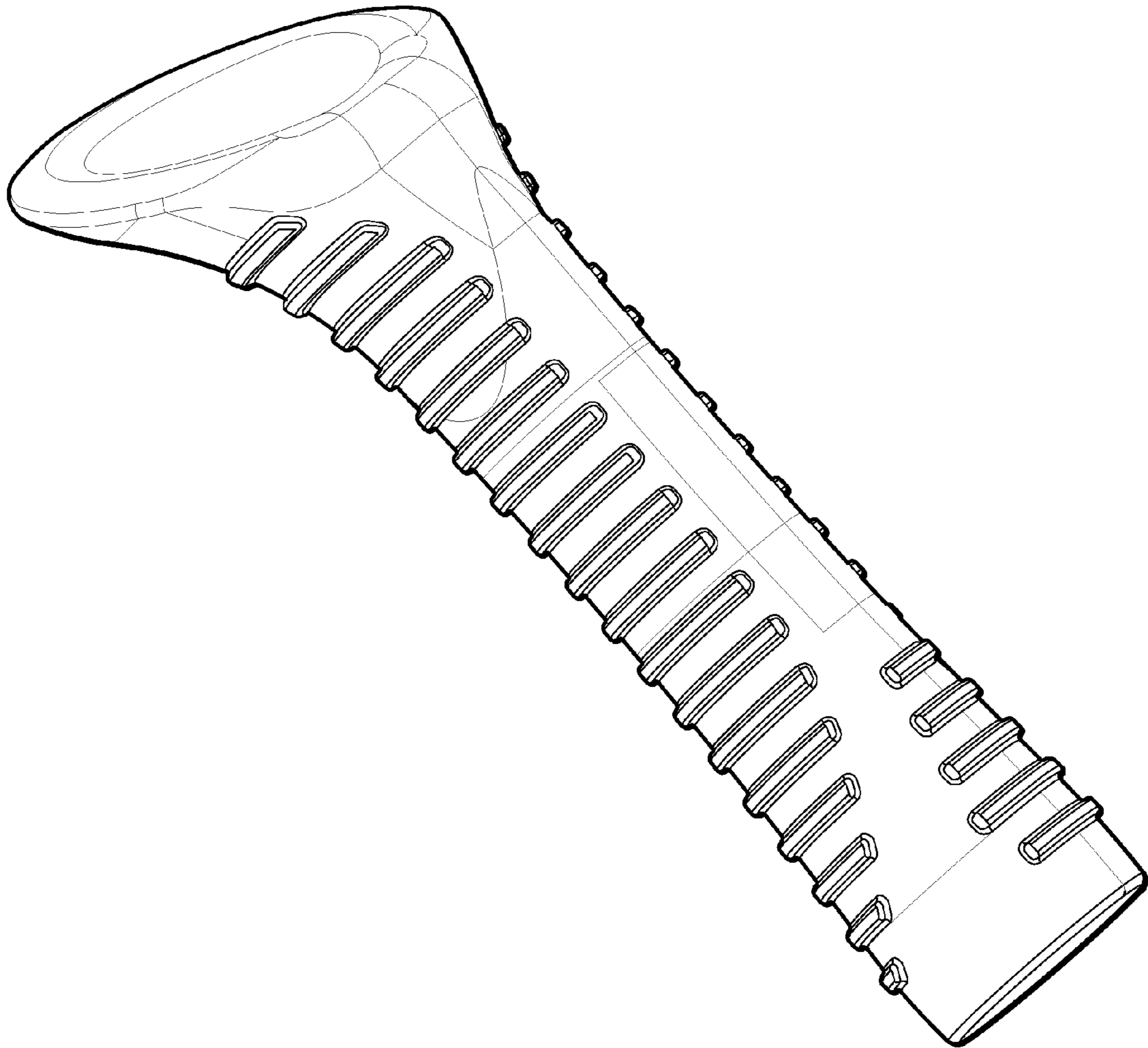


Fig. 6