



US00D637716S

(12) **United States Design Patent**
Clarke et al.

(10) **Patent No.:** **US D637,716 S**

(45) **Date of Patent:** **** May 10, 2011**

(54) **BLADE FOR A LARYNGOSCOPE**

(75) Inventors: **Paul Clarke**, Hampstead Norreys (GB);
David Kelly, Windsor (GB); **Marc**
Walter Tanner, London (GB); **Brian**
Gough, Middlesex (GB); **Marko**
Plevnik, London (GB); **Michael Pratt**,
London (GB); **Robert Wilson**, Harwich
(GB)

(73) Assignee: **Indian Ocean Medical Inc.**, Mahe (SC)

(**) Term: **14 Years**

(21) Appl. No.: **29/358,923**

(22) Filed: **Apr. 1, 2010**

(30) **Foreign Application Priority Data**

Oct. 2, 2009 (EM) 001169478

(51) **LOC (9) Cl.** **24-02**

(52) **U.S. Cl.** **D24/137**

(58) **Field of Classification Search** D24/137,
D24/138, 133, 135, 136; 600/185-199, 184,
600/200; 606/196, 191-195, 197-200
See application file for complete search history.

(56) **References Cited**

U.S. PATENT DOCUMENTS

4,557,256	A *	12/1985	Bauman	600/193
4,573,451	A *	3/1986	Bauman	600/190
4,669,449	A *	6/1987	Bauman	600/198
D337,384	S *	7/1993	Schucman	D24/138
5,287,848	A	2/1994	Cubb et al.	
5,542,905	A *	8/1996	Nussenbaum	600/197
5,827,178	A	10/1998	Berall	
6,142,144	A	11/2000	Pacey	
RE37,861	E *	9/2002	Schneider	600/199
6,494,828	B1	12/2002	Berall	
6,543,447	B2	4/2003	Pacey	
6,655,377	B2	12/2003	Pacey	

D512,778	S *	12/2005	Ashraf	D24/138
7,182,728	B2	2/2007	Cubb et al.	
D541,937	S *	5/2007	Yee	D24/137
D581,532	S *	11/2008	Cranton et al.	D24/137
D608,889	S *	1/2010	Tenger et al.	D24/137
D609,808	S *	2/2010	Tenger et al.	D24/137
D618,794	S	6/2010	Onuma	
D619,248	S	7/2010	Yokota	
2001/0014768	A1 *	8/2001	Kaplan et al.	600/188
2002/0082478	A1	6/2002	McGrath	
2002/0087050	A1 *	7/2002	Rudischhauser et al.	600/199
2003/0088156	A1 *	5/2003	Berci et al.	600/188
2004/0127770	A1	7/2004	McGrath	
2005/0090712	A1	4/2005	Cubb	
2006/0020176	A1	1/2006	Berall	
2006/0276693	A1	12/2006	Pacey	
2007/0106121	A1	5/2007	Yokota et al.	

(Continued)

FOREIGN PATENT DOCUMENTS

JP 2006-326111 7/2006

(Continued)

Primary Examiner — Bridget L Eland

(74) *Attorney, Agent, or Firm* — Knobbe Martens Olson & Bear LLP

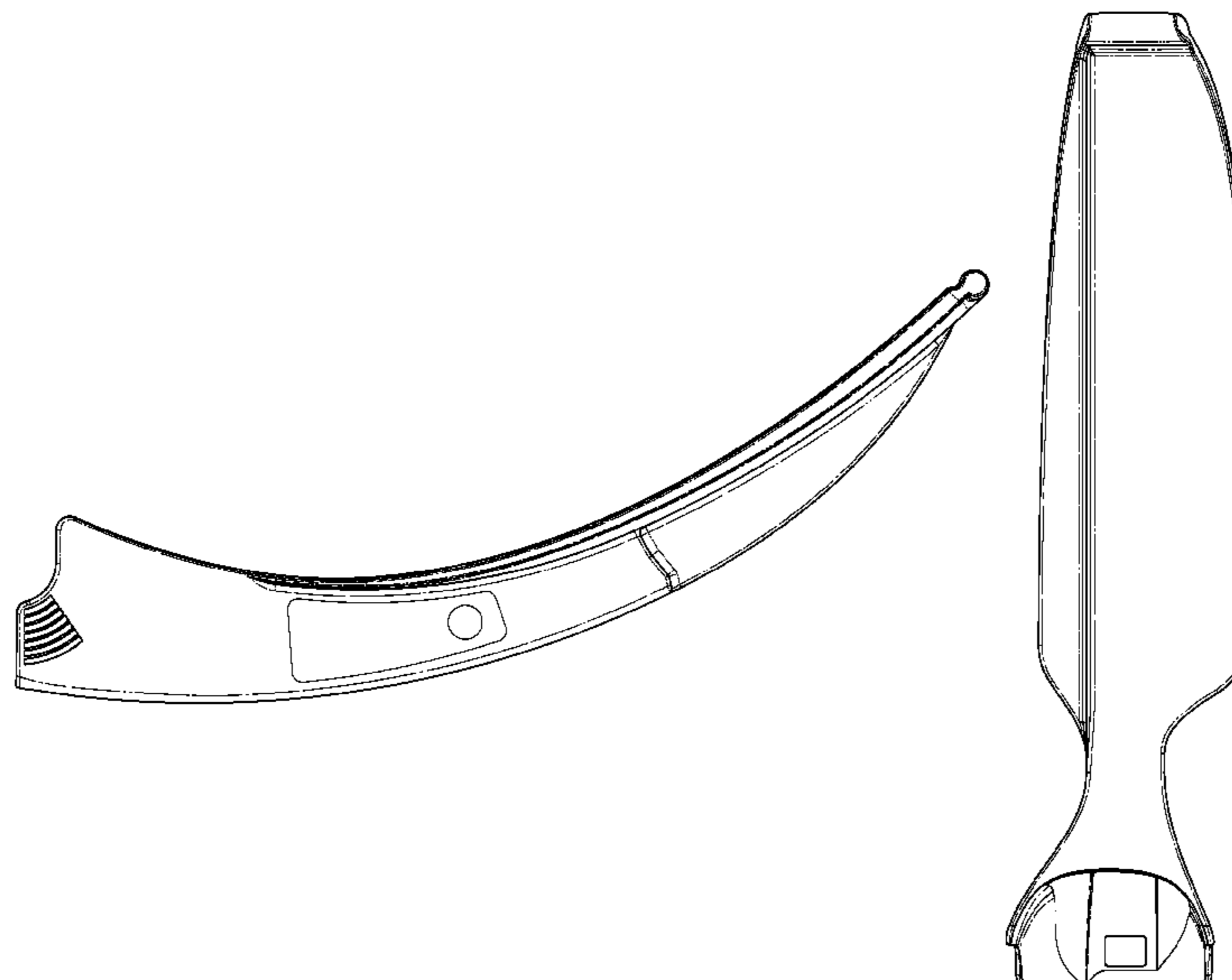
(57) **CLAIM**

The ornamental design for a blade for a laryngoscope, as shown and described.

DESCRIPTION

FIG. 1 is a perspective view of a blade for a laryngoscope showing our new design.
FIG. 2 is a front elevational view thereof.
FIG. 3 is a rear elevational view thereof.
FIG. 4 is a right side elevational view thereof.
FIG. 5 is a left side elevational view thereof.
FIG. 6 is a top plan view thereof; and,
FIG. 7 is a bottom plan view thereof.

1 Claim, 7 Drawing Sheets



US D637,716 S

Page 2

U.S. PATENT DOCUMENTS

2007/0167686 A1 7/2007 McGrath
2007/0197873 A1* 8/2007 Birnkrant 600/160
2007/0299313 A1 12/2007 McGrath
2008/0146879 A1 6/2008 Pacey
2010/0004514 A1* 1/2010 Shalman et al. 600/187

2010/0152541 A1* 6/2010 Tenger et al. 600/194

FOREIGN PATENT DOCUMENTS

WO WO 2009/103075 A1 8/2009

* cited by examiner

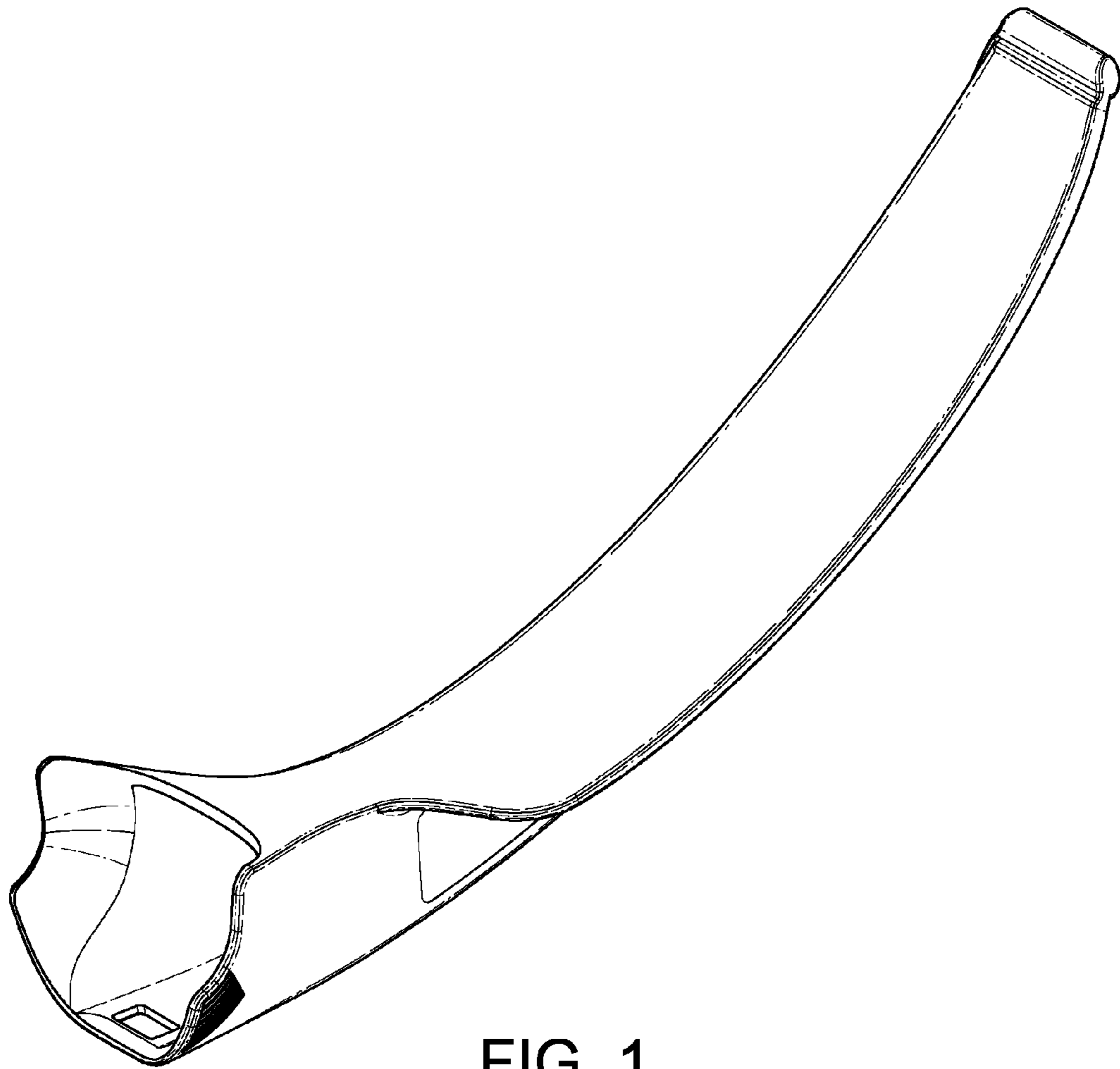


FIG. 1

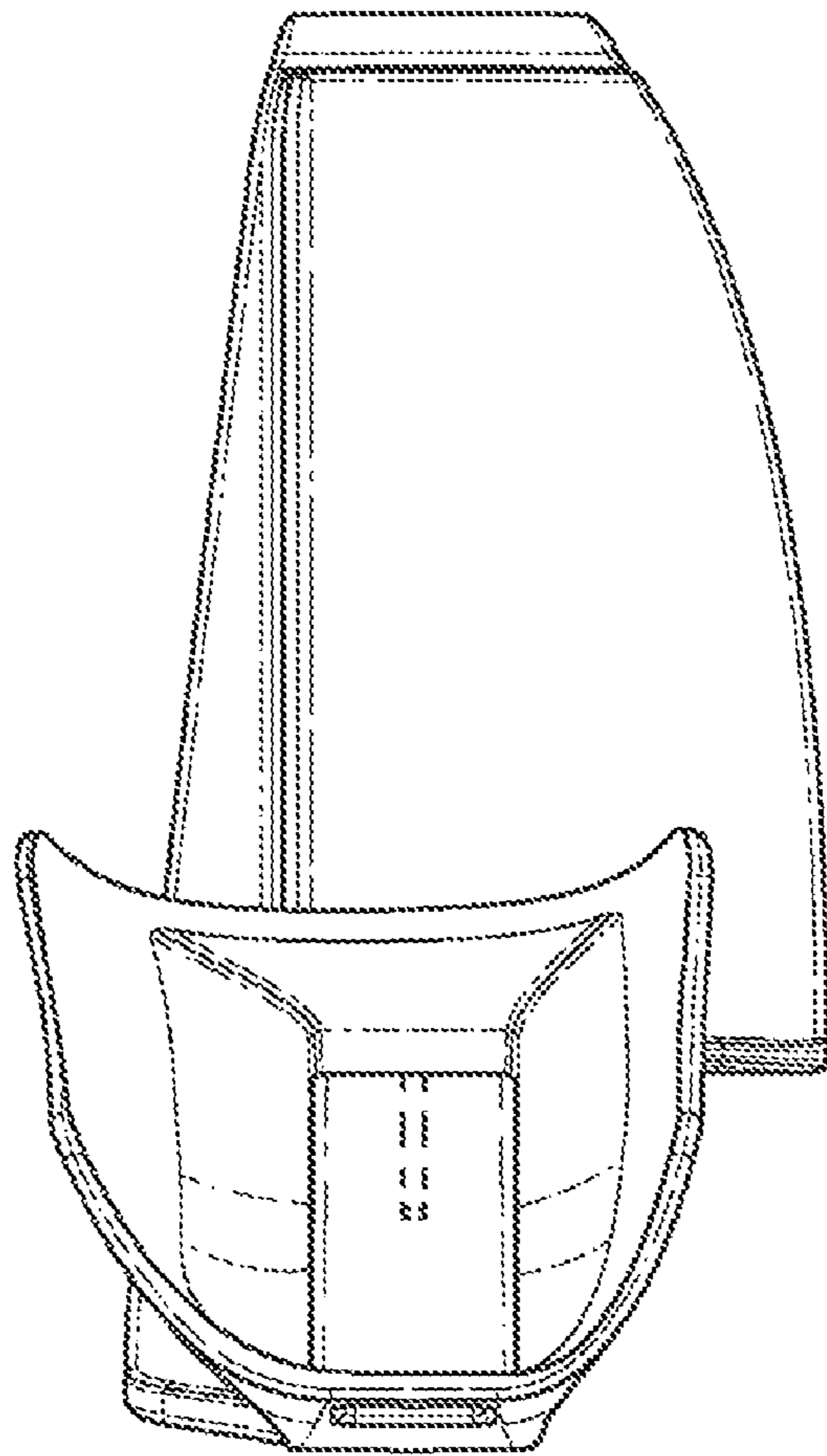


FIG. 2

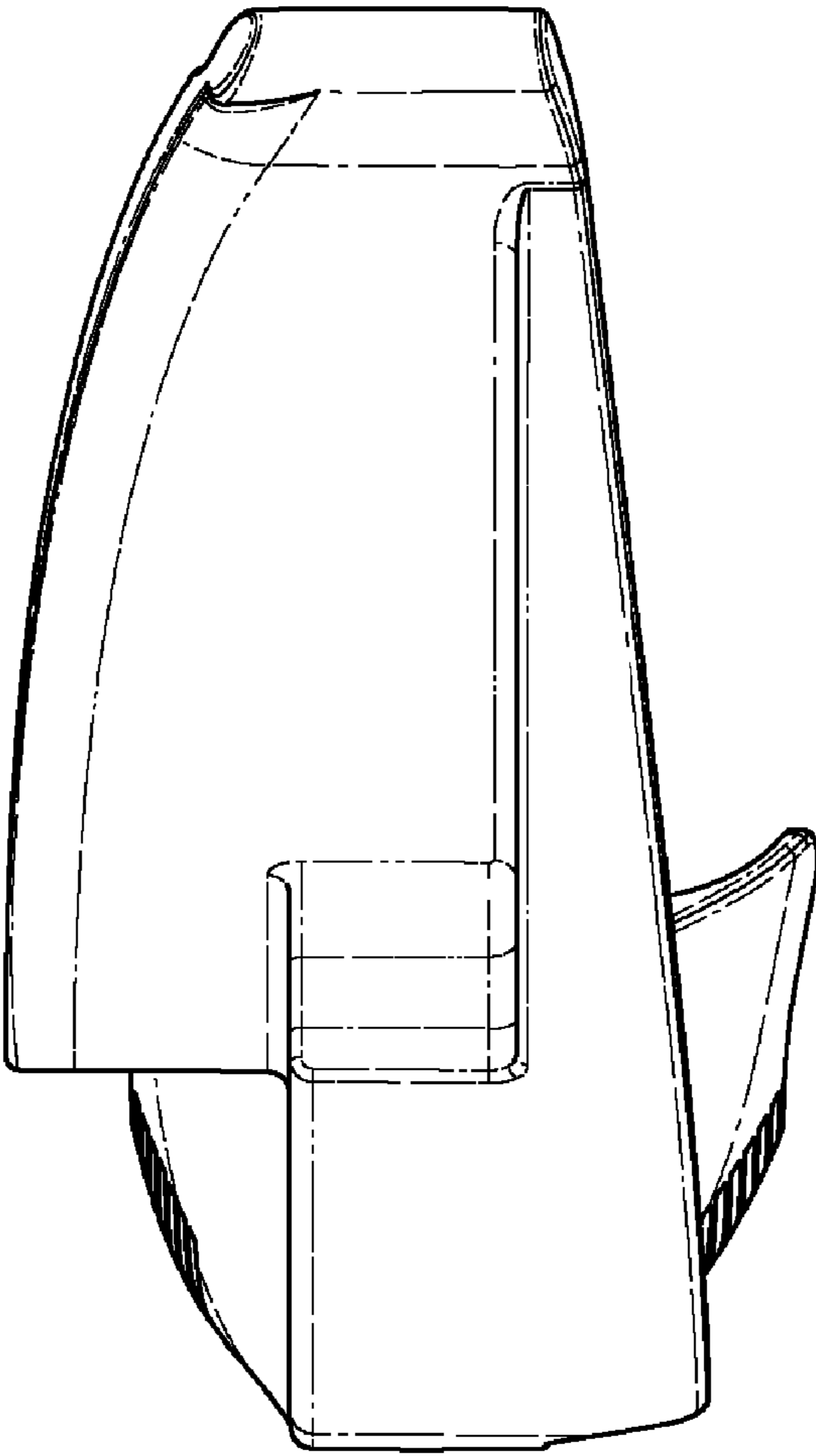


FIG. 3

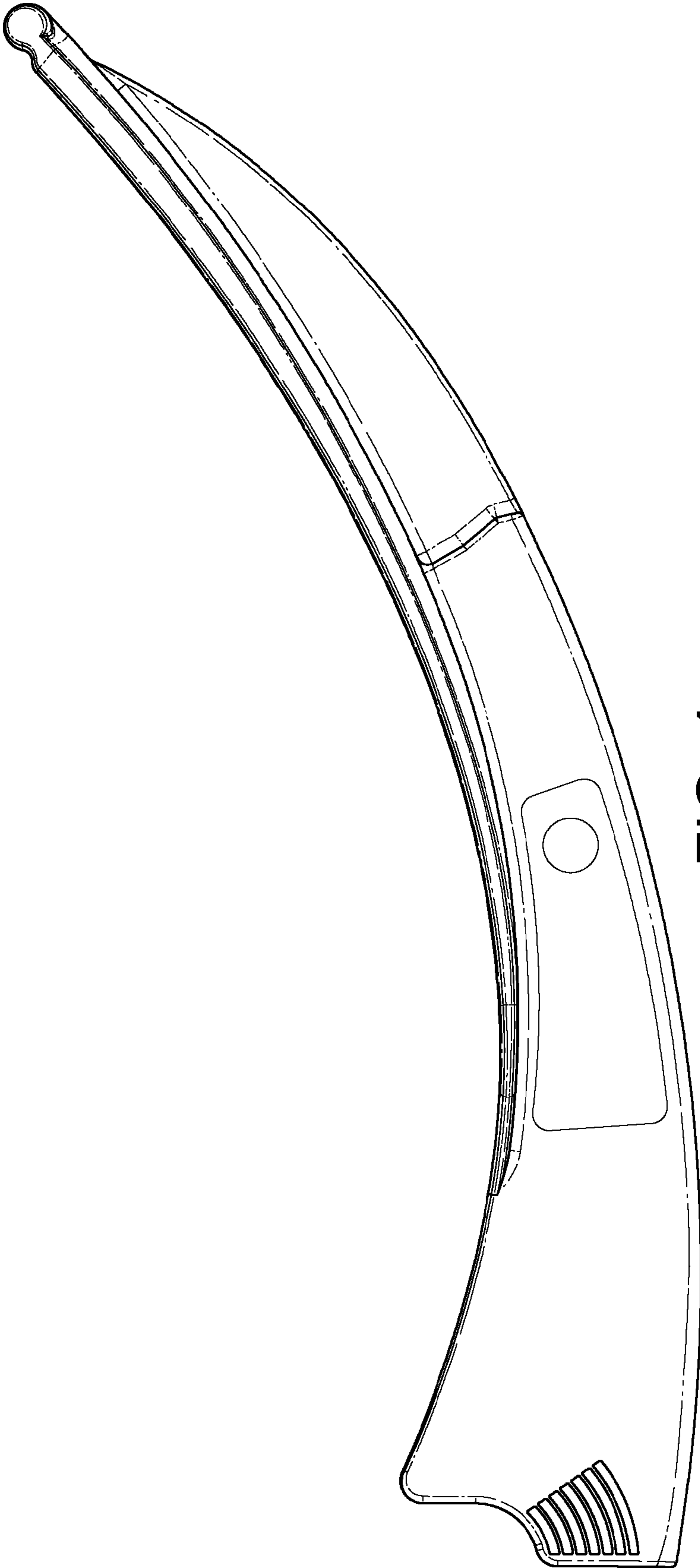


FIG. 4



FIG. 5

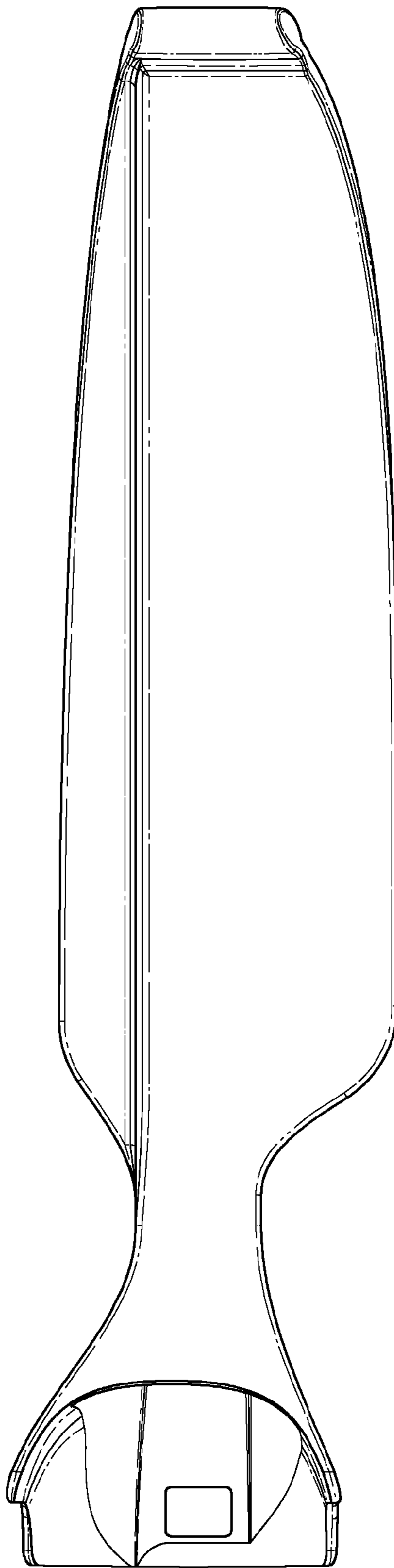


FIG. 6

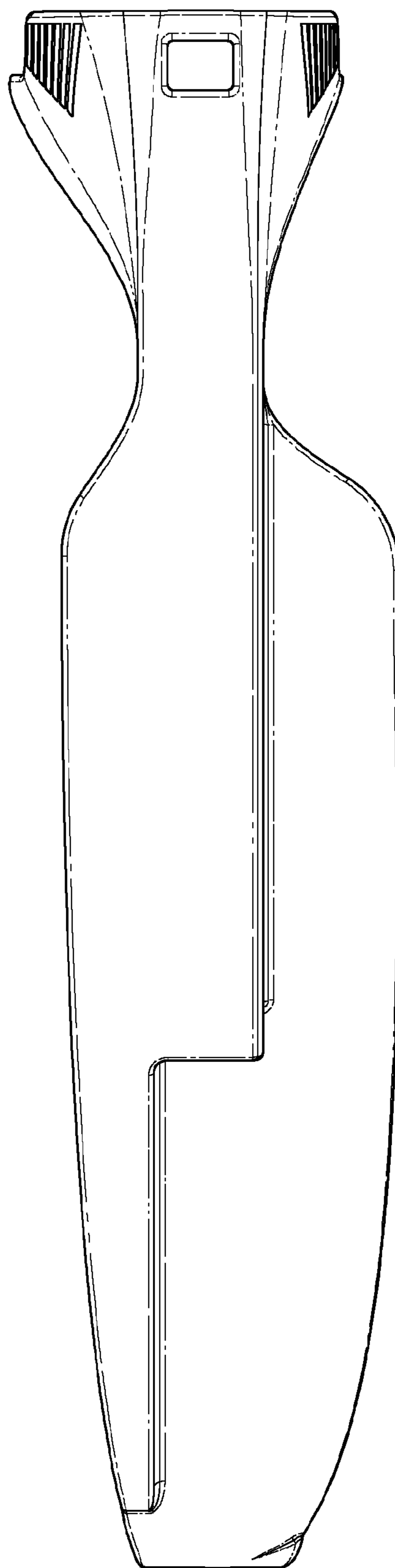


FIG. 7