



US00D637701S

(12) **United States Design Patent**
Bickerstaffe

(10) **Patent No.:** **US D637,701 S**

(45) **Date of Patent:** **** May 10, 2011**

(54) **BATHSCREEN**

D458,669 S * 6/2002 Sanders D23/307
D465,013 S * 10/2002 Kowsun D23/307

(75) Inventor: **Simon Mark Bickerstaffe**, Clevedon
(GB)

* cited by examiner

(73) Assignee: **Kohler-Daryl Limited**, Merseyside
(GB)

Primary Examiner — Robert A Delehanty

(74) *Attorney, Agent, or Firm* — Foley & Lardner LLP

(**) Term: **14 Years**

(57) **CLAIM**

The ornamental design for a bathscreen, as shown and described.

(21) Appl. No.: **29/352,497**

(22) Filed: **Dec. 22, 2009**

DESCRIPTION

(51) **LOC (9) Cl.** **23-02**

(52) **U.S. Cl.** **D23/307**

(58) **Field of Classification Search** D23/307;
4/580-581

See application file for complete search history.

FIG. 1 is a perspective view from the front, above and to the right of the bathscreen which is the subject of the present design;

FIG. 2 is a front elevational view thereof;

FIG. 3 is a left side elevational view thereof;

FIG. 4 is a right side elevational view thereof;

FIG. 5 is a top plan view thereof;

FIG. 6 is a bottom plan view thereof; and,

FIG. 7 is a rear elevational view thereof.

(56) **References Cited**

U.S. PATENT DOCUMENTS

2,744,263 A * 5/1956 Kraft 4/575.1
D262,648 S * 1/1982 Lemmon D23/307

1 Claim, 5 Drawing Sheets





FIG. 1




FIG. 2

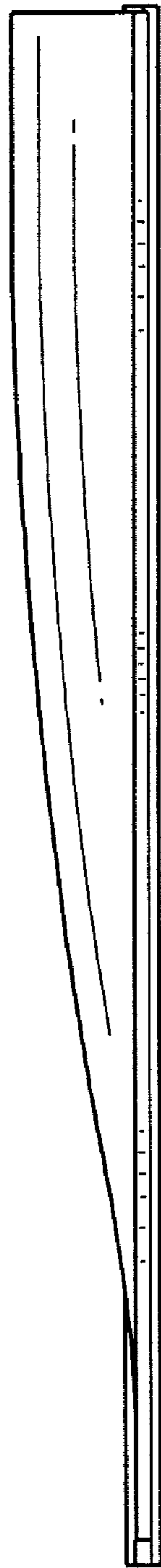


FIG. 3




FIG. 4




FIG. 5




FIG. 6

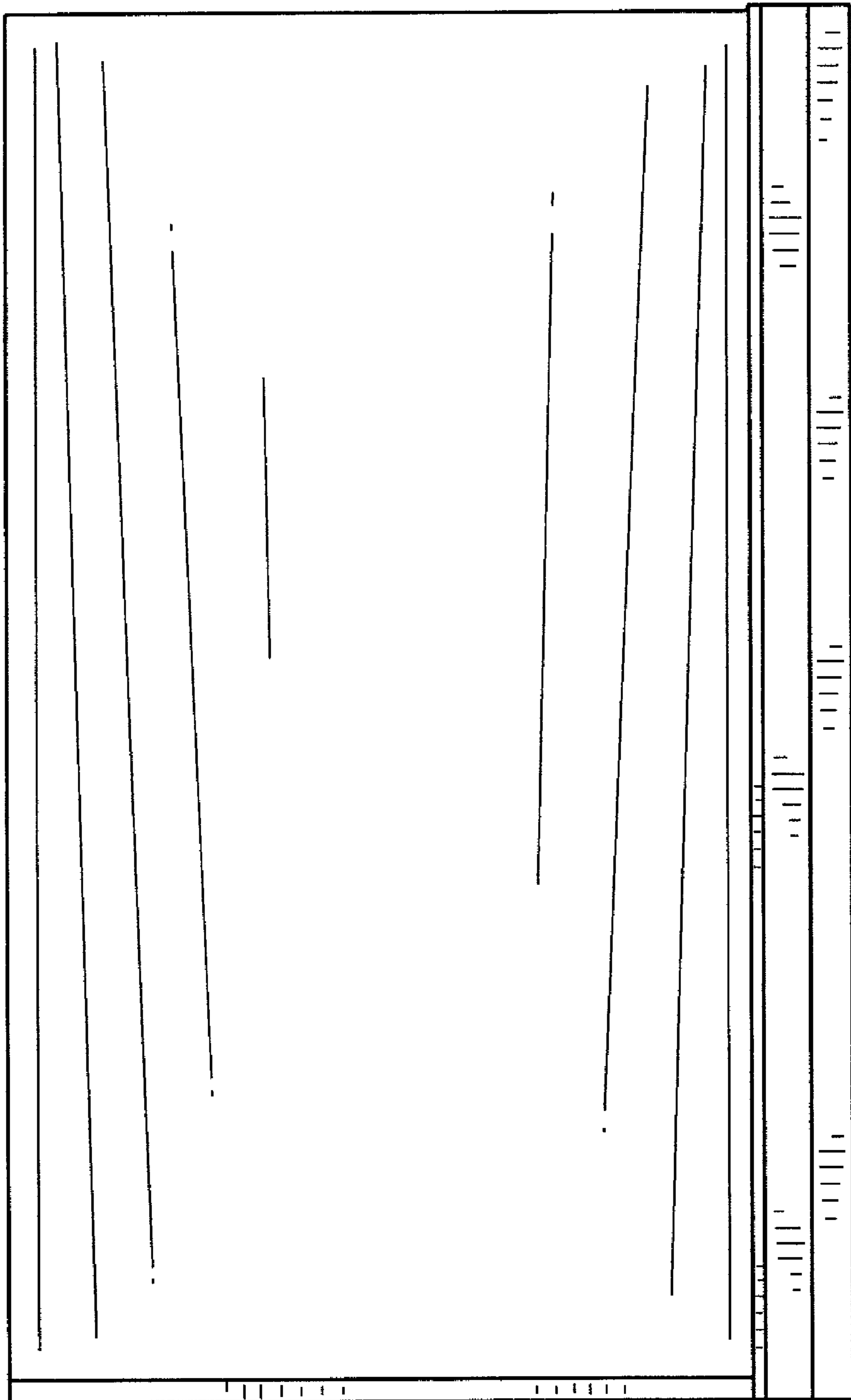


FIG. 7