



US00D637700S

(12) **United States Design Patent**  
**Antoniello**

(10) **Patent No.:** **US D637,700 S**

(45) **Date of Patent:** **\*\* May 10, 2011**

(54) **GRAB BAR**

(76) Inventor: **Frank Antoniello**, Commack, NY (US)

(\*\*) Term: **14 Years**

(21) Appl. No.: **29/345,536**

(22) Filed: **Oct. 17, 2009**

(51) **LOC (9) Cl.** ..... **23-02**

(52) **U.S. Cl.** ..... **D23/304**

(58) **Field of Classification Search** ..... D23/280.2,  
D23/303-304; 4/576.1, 577.1; D8/315;  
D6/549

See application file for complete search history.

(56) **References Cited**

**U.S. PATENT DOCUMENTS**

D153,796 S *	5/1949	Hefferan	.....	D8/317
D246,950 S *	1/1978	Palm, Jr.	.....	D8/315
D329,347 S *	9/1992	Gomes	.....	D6/549
D466,346 S *	12/2002	Moore	.....	D6/549
D466,742 S *	12/2002	Moore	.....	D6/549

D468,145 S *	1/2003	Ouyoung	.....	D6/549
D516,349 S *	3/2006	Ferrer Beltran	.....	D6/549
D540,595 S *	4/2007	Solowiej	.....	D6/549

\* cited by examiner

*Primary Examiner* — Robert A Delehanty

(74) *Attorney, Agent, or Firm* — Harvey Lunenfeld

(57) **CLAIM**

The ornamental design for a grab bar, as shown and described.

**DESCRIPTION**

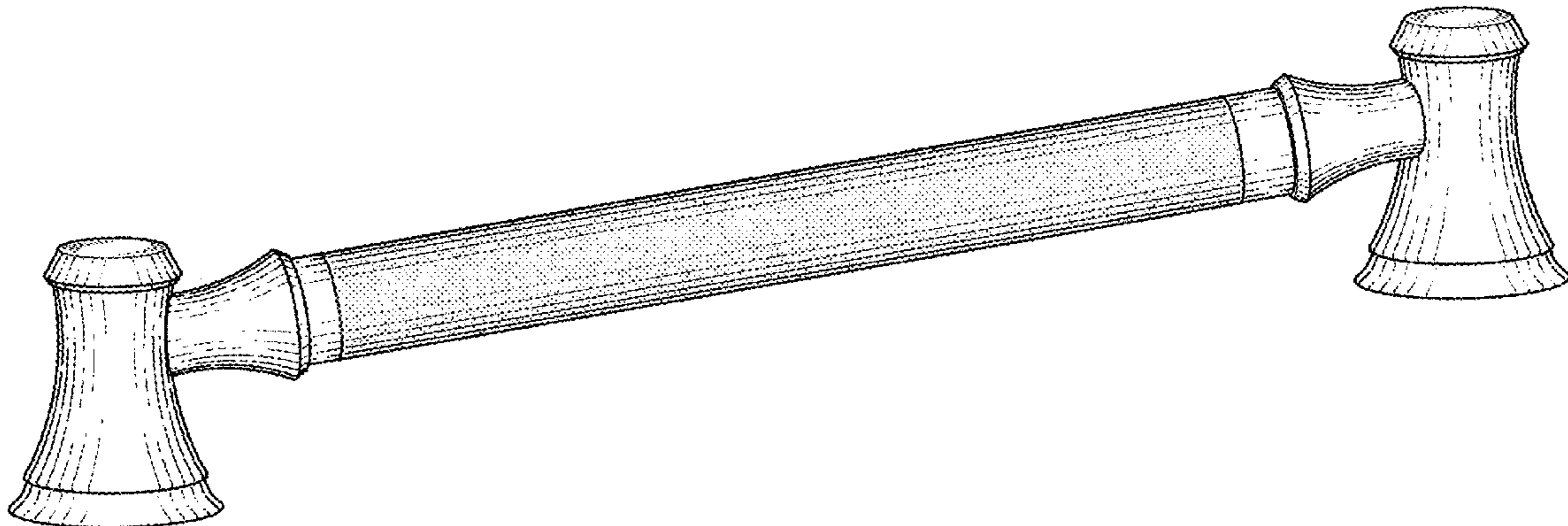
FIG. 1 is a perspective view of a grab bar, showing my new design, having a peened bar;

FIG. 2 is a top plan view of the grab bar having the peened bar of FIG. 1;

FIG. 3 is a front elevation view of the grab bar having the peened bar of FIG. 1; and,

FIG. 4 is a side elevation view of the grab bar having the peened bar of FIG. 1.

**1 Claim, 2 Drawing Sheets**



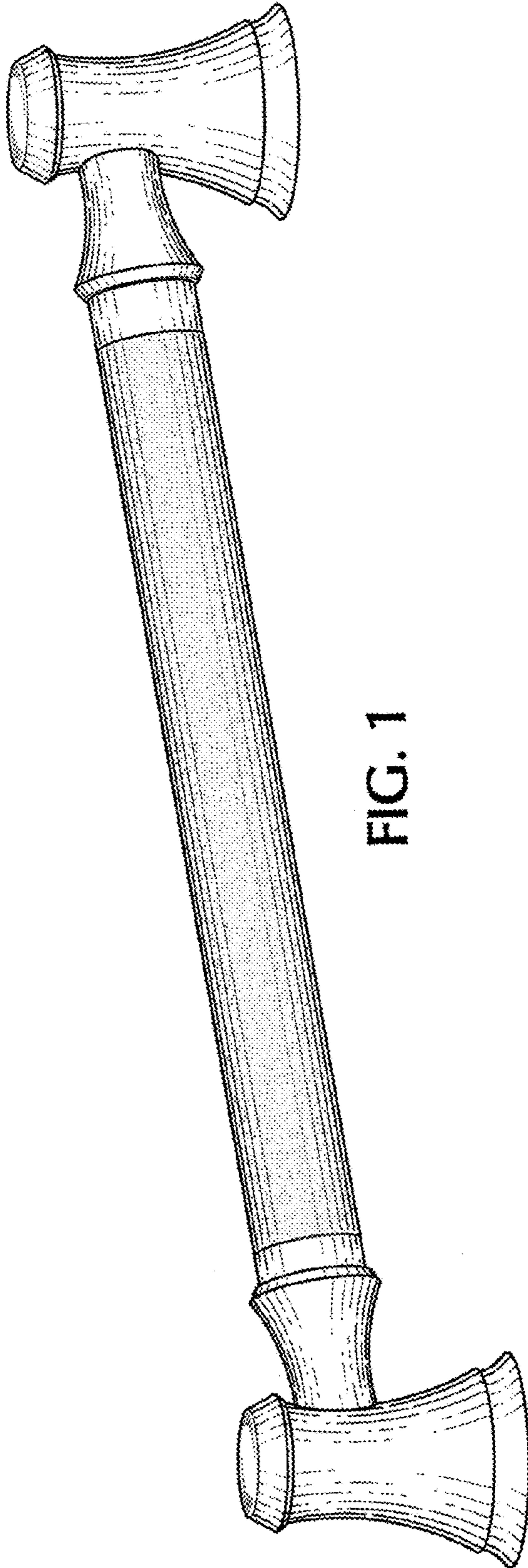


FIG. 1

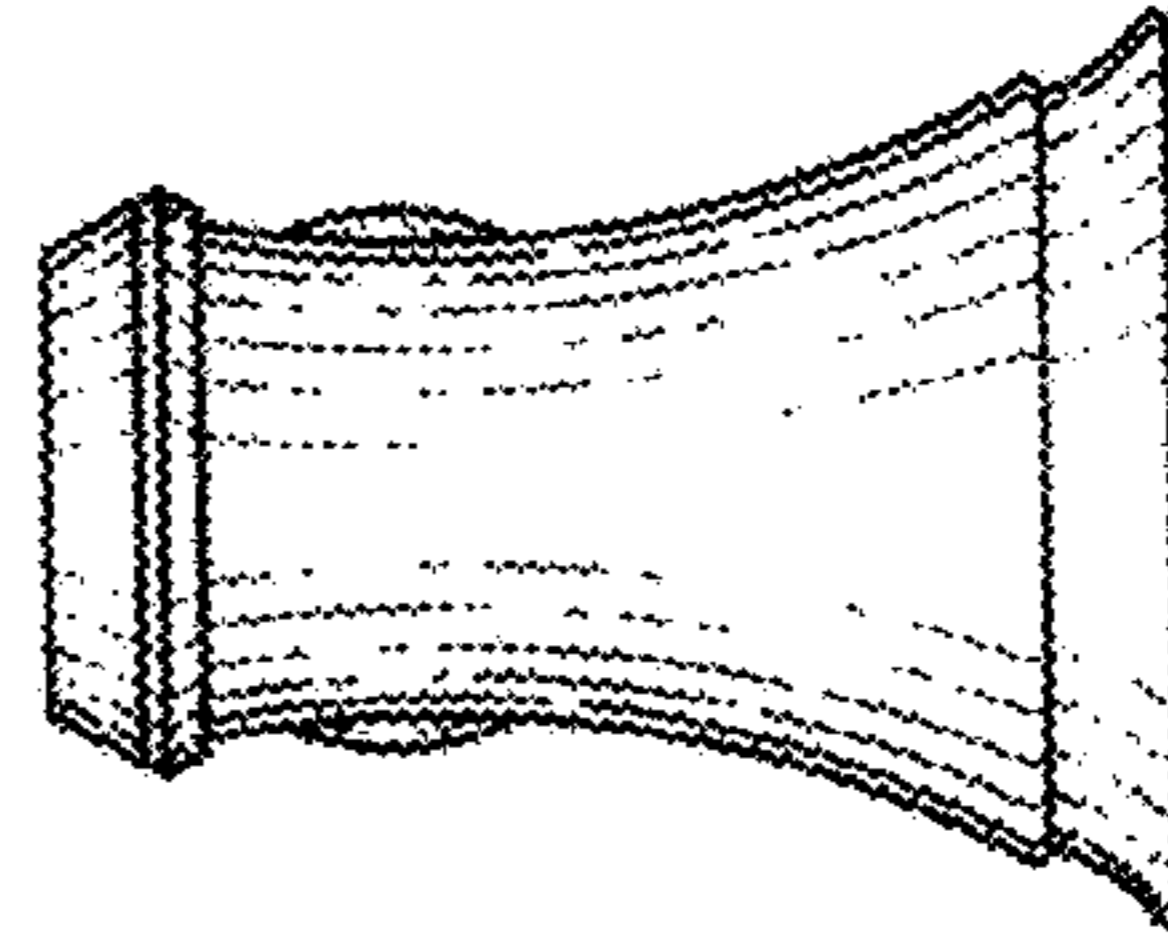


FIG. 4

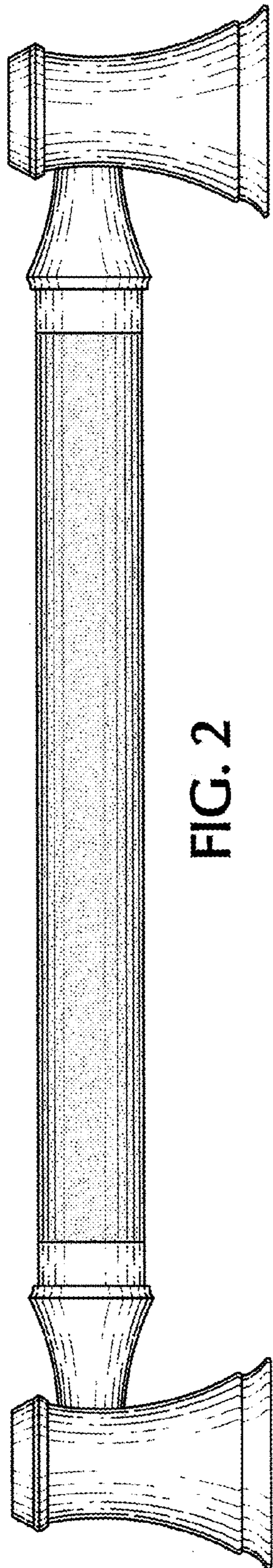


FIG. 2

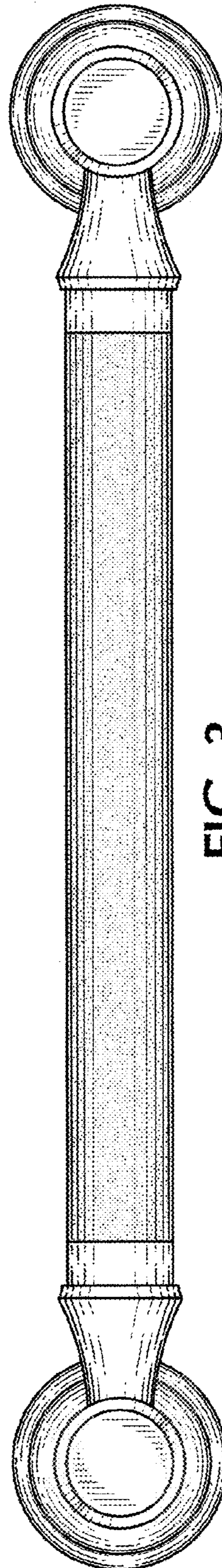


FIG. 3