



US00D637693S

(12) **United States Design Patent**
Riedel

(10) **Patent No.:** **US D637,693 S**

(45) **Date of Patent:** **** *May 10, 2011**

(54) **CONNECTOR FOR A FAUCET MOUNTED WATER FILTER**

(75) Inventor: **Richard Paul Riedel**, Mason, OH (US)

(73) Assignee: **The Procter & Gamble Company**, Cincinnati, OH (US)

(*) Notice: This patent is subject to a terminal disclaimer.

(**) Term: **14 Years**

(21) Appl. No.: **29/368,130**

(22) Filed: **Aug. 18, 2010**

(51) **LOC (9) Cl.** **23-01**

(52) **U.S. Cl.** **D23/209; D23/262**

(58) **Field of Classification Search** D23/207, D23/209, 259, 262; 210/435, 460-1
See application file for complete search history.

(56) **References Cited**

U.S. PATENT DOCUMENTS

248,975 A	11/1881	Wooten	
364,181 A	5/1887	Love	
D44,718 S	6/1913	McMurtrie	
1,302,845 A	5/1919	Redmer	
D130,493 S *	11/1941	Nelson D23/262
2,369,865 A	2/1945	Spencer	
2,502,642 A	4/1950	Curlin	
2,770,998 A	11/1956	Schwartz	
3,009,722 A	11/1961	Augustin	
D194,089 S	11/1962	Nilsen	
3,342,235 A	9/1967	Pylypyshyn	
3,810,291 A	5/1974	Ladouceur	
3,929,152 A	12/1975	Graham	
D239,594 S	4/1976	Dieme	
4,172,796 A	10/1979	Corder	
D262,940 S	2/1982	Spinner	
4,389,766 A	6/1983	Capuano	
4,504,389 A	3/1985	Rundzaitis	

4,609,463 A	9/1986	Macevicz et al.	
D295,370 S	4/1988	Carlo et al.	
4,737,058 A	4/1988	Callman et al.	
D302,109 S	7/1989	Cayce et al.	
D302,201 S	7/1989	Hengesbach	
D311,768 S *	10/1990	Woodruff D23/209
4,980,073 A	12/1990	Woodruff	
D328,942 S	8/1992	Igami et al.	
5,340,256 A	8/1994	Morgan	
5,527,451 A	6/1996	Hembree et al.	
5,553,984 A	9/1996	Smith	
D374,814 S	10/1996	Saito	
5,701,934 A	12/1997	Kuran et al.	
D390,436 S	2/1998	Vaagen	
D390,923 S	2/1998	Stevens	
5,775,744 A	7/1998	Smith, III	

(Continued)

FOREIGN PATENT DOCUMENTS

AU 9852043 A 7/1998

(Continued)

Primary Examiner — Robin V Webster

(74) *Attorney, Agent, or Firm* — Cynthia L. Clay; Kim William Zerby

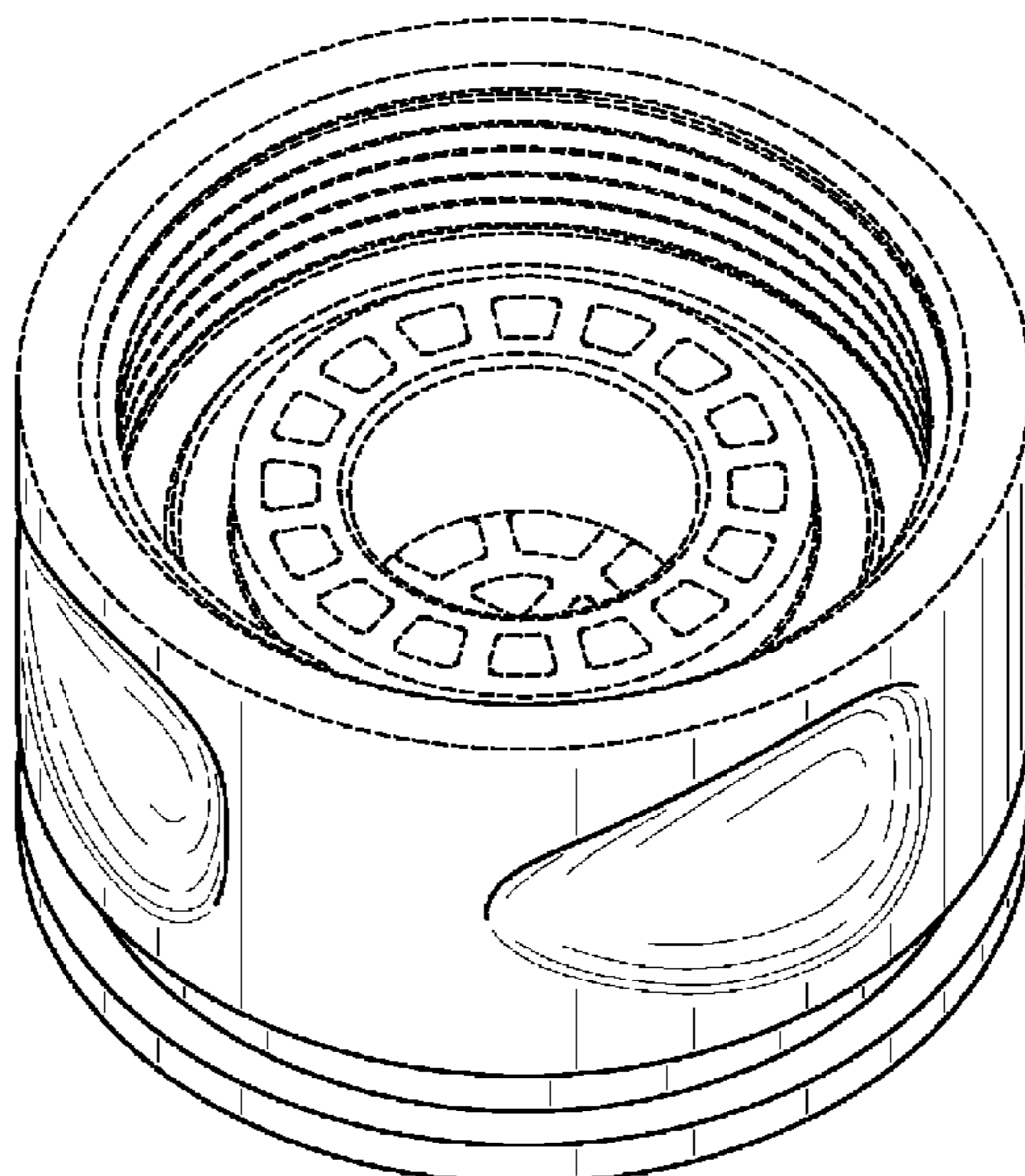
(57) **CLAIM**

The ornamental design for a connector for a faucet mounted water filter, as shown and described.

DESCRIPTION

FIG. 1 is a perspective view of a connector for a faucet mounted water filter illustrating my new design; FIG. 2 is a left side elevational view thereof, the right, front, and back side elevational views are an identical image of FIG. 2; FIG. 3 is a top planar view thereof; and, FIG. 4 is a bottom planar view thereof. The broken lines form no part of the claimed design.

1 Claim, 2 Drawing Sheets



US D637,693 S

Page 2

U.S. PATENT DOCUMENTS

D398,369	S	9/1998	Hayes et al.	
5,833,849	A	11/1998	Primdahl	
D404,472	S	1/1999	Tickle	
5,888,381	A	3/1999	Primdahl et al.	
D408,506	S	4/1999	Gottwald	
5,890,857	A	4/1999	Herrera	
D410,728	S	6/1999	Kurth et al.	
D413,967	S	9/1999	Yuen	
D420,107	S	2/2000	Kinder	
6,036,109	A *	3/2000	DeYoung	239/301
D434,834	S	12/2000	Goto	
D435,652	S	12/2000	Nazarifar et al.	
6,158,936	A	12/2000	Thommes	
D437,919	S	2/2001	Chao	
D438,603	S	3/2001	Chao	
D441,436	S	5/2001	Chao	
6,305,724	B1	10/2001	Sampson	
6,317,905	B1	11/2001	Slothower	
6,322,696	B1	11/2001	McKee et al.	
D454,615	S	3/2002	Neal	
D457,604	S	5/2002	Chen	
6,386,596	B1	5/2002	Olson	
D458,351	S	6/2002	Chen	
D458,352	S	6/2002	Chen	
D458,353	S	6/2002	Chen	
6,421,849	B1	7/2002	Gray	
D463,527	S	9/2002	Guo	
6,616,197	B2	9/2003	Sampson	
6,662,822	B2	12/2003	Fuller	
6,672,628	B2	1/2004	Thomas et al.	
D496,094	S	9/2004	Stevens	
6,797,156	B2	9/2004	Chau	
D498,511	S *	11/2004	Warren et al.	D23/209
D504,809	S	5/2005	Sato	
6,912,742	B1	7/2005	Wang	
6,994,500	B2	2/2006	Ward et al.	
7,017,838	B2	3/2006	Schmon	
D518,555	S	4/2006	De Muro	
7,032,260	B2	4/2006	Hwang	
D521,108	S *	5/2006	Oliver et al.	D23/213
D521,614	S	5/2006	Kitagawa	
7,036,752	B1	5/2006	Hsiang	
7,112,025	B2	9/2006	Ward et al.	

D533,622	S *	12/2006	Ross et al.	D23/209
D534,796	S	1/2007	Falkenburg	
D538,885	S	3/2007	Huang	
7,214,314	B2	5/2007	Reyniers	
D547,828	S	7/2007	Huang	
D554,237	S	10/2007	Lewis et al.	
D561,019	S	2/2008	Riedel	
D568,149	S	5/2008	Riedel	
D569,955	S *	5/2008	Chen	D23/262
D572,342	S *	7/2008	Huang	D23/229
D574,462	S *	8/2008	Huang	D23/213
D574,925	S *	8/2008	Morita et al.	D23/209
2002/0136617	A1	9/2002	Imahigashi	
2003/0034285	A1	2/2003	Hembree	
2003/0082028	A1	5/2003	Winker	
2003/0173273	A1	9/2003	Giordano et al.	
2004/0042872	A1	3/2004	Ward et al.	
2004/0231048	A1	11/2004	Sallick	
2005/0035054	A1	2/2005	Chu	
2005/0072728	A1	4/2005	Chang	
2005/0098485	A1	5/2005	Boyd et al.	
2006/0013670	A1	1/2006	Sullivan et al.	
2006/0032753	A1	2/2006	Hsien	
2006/0037656	A1	2/2006	Golan et al.	
2006/0053549	A1	3/2006	Wei	
2006/0266850	A1	11/2006	Weinberger et al.	
2007/0151021	A1	7/2007	Shieh	

FOREIGN PATENT DOCUMENTS

DE	306294	6/1917
EP	947231	6/1999
FR	2826383	12/2002
GB	2034847	6/1980
GB	2160942	1/1983
GB	2109507	6/1983
GB	2269644	2/1994
GB	2421555	6/2006
JP	2000033206	2/2000
JP	2004322098	A 11/2004
RU	2236281	C1 9/2004
RU	2238786	C1 10/2004
WO	200058056	10/2000
WO	2005047754	A1 5/2005

* cited by examiner

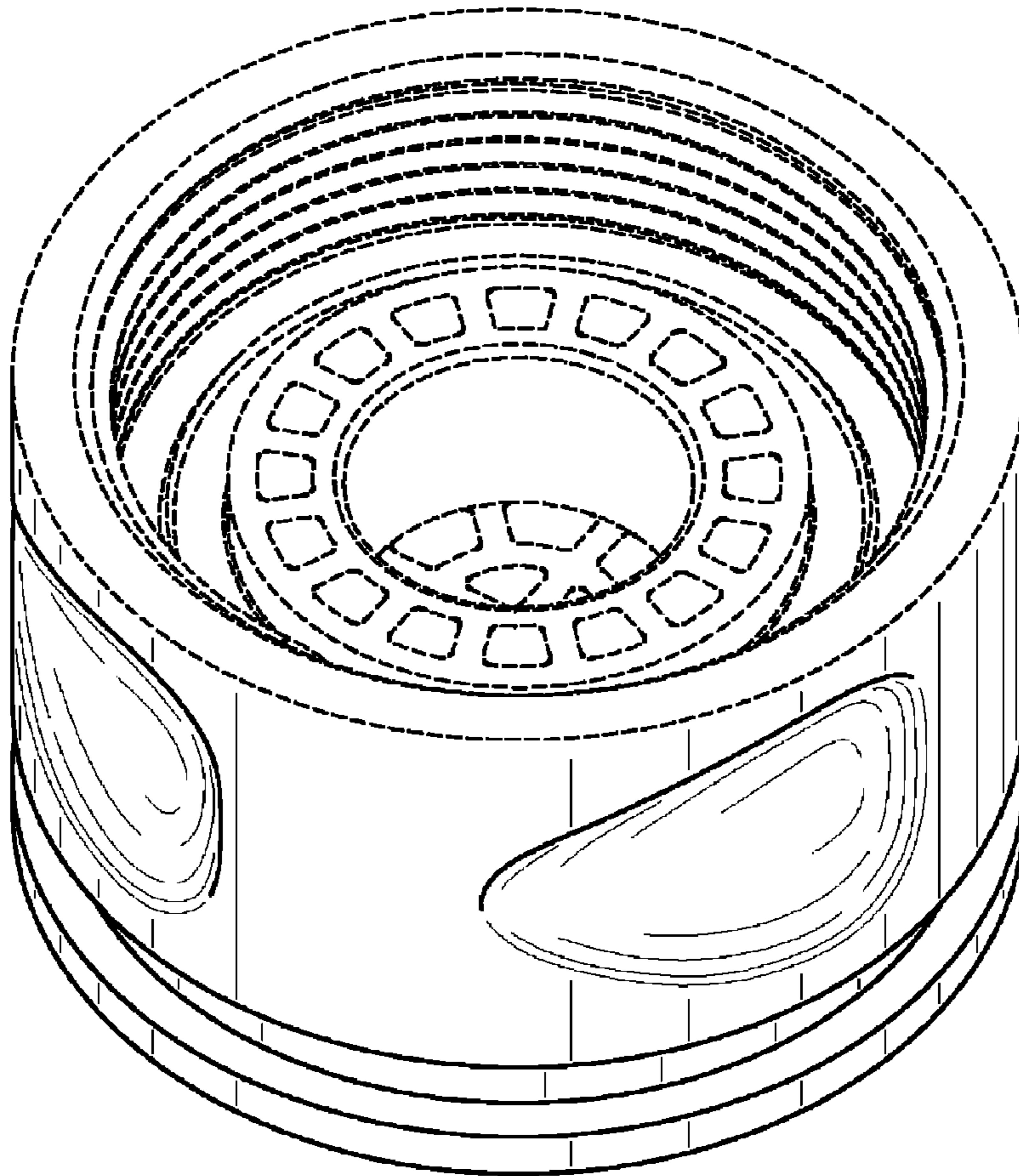


FIG 1

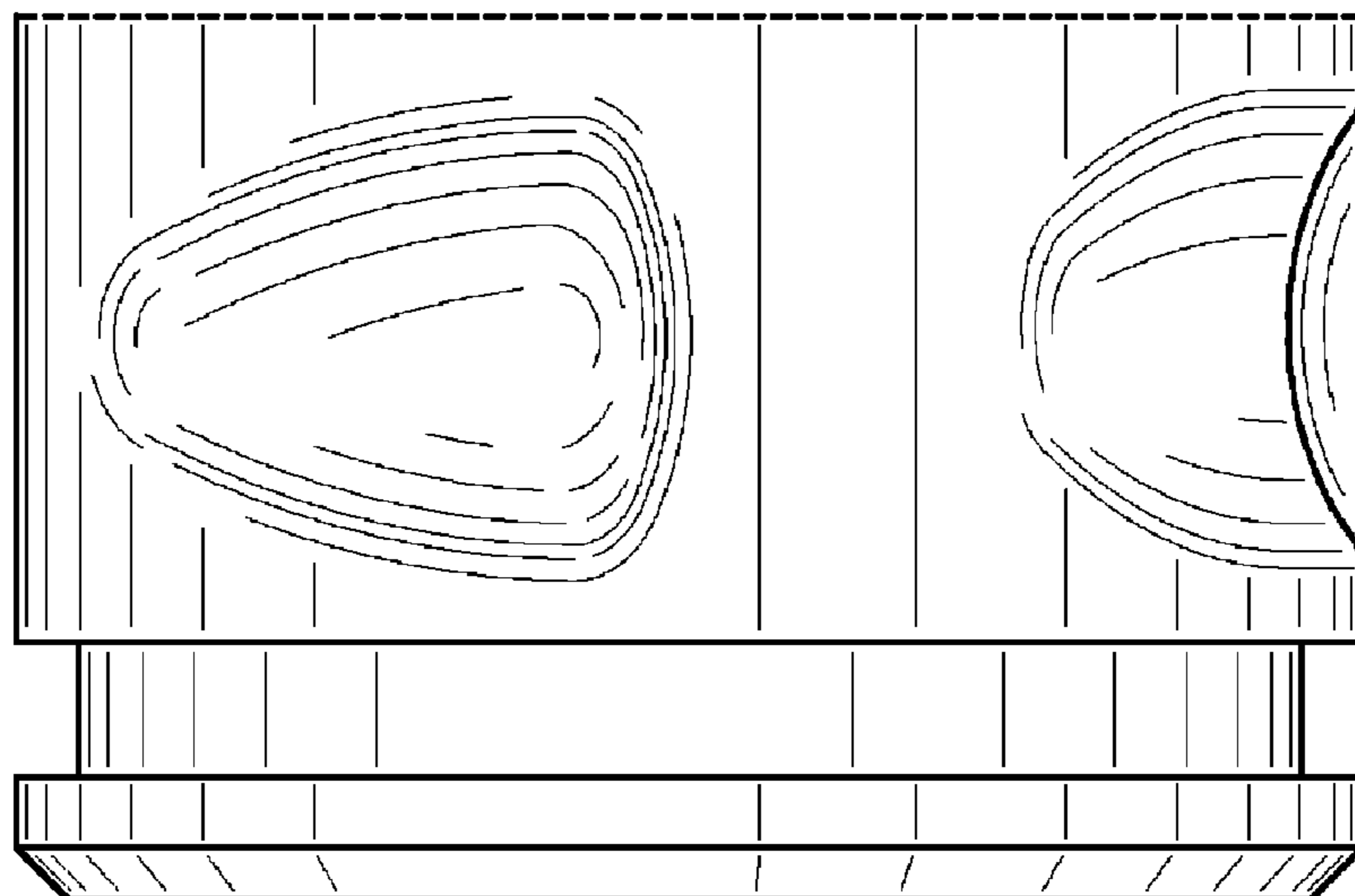


FIG 2

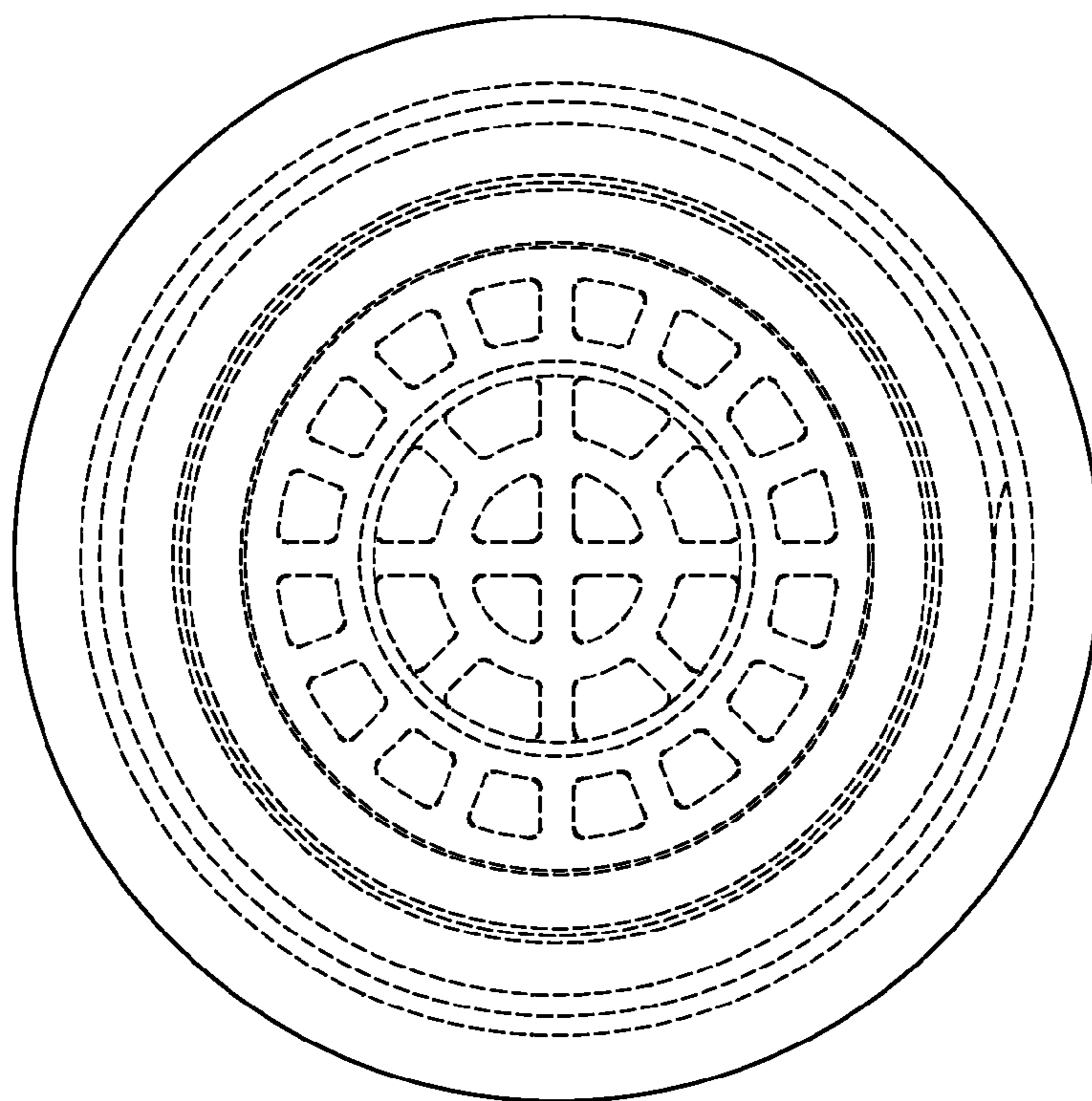


FIG 3

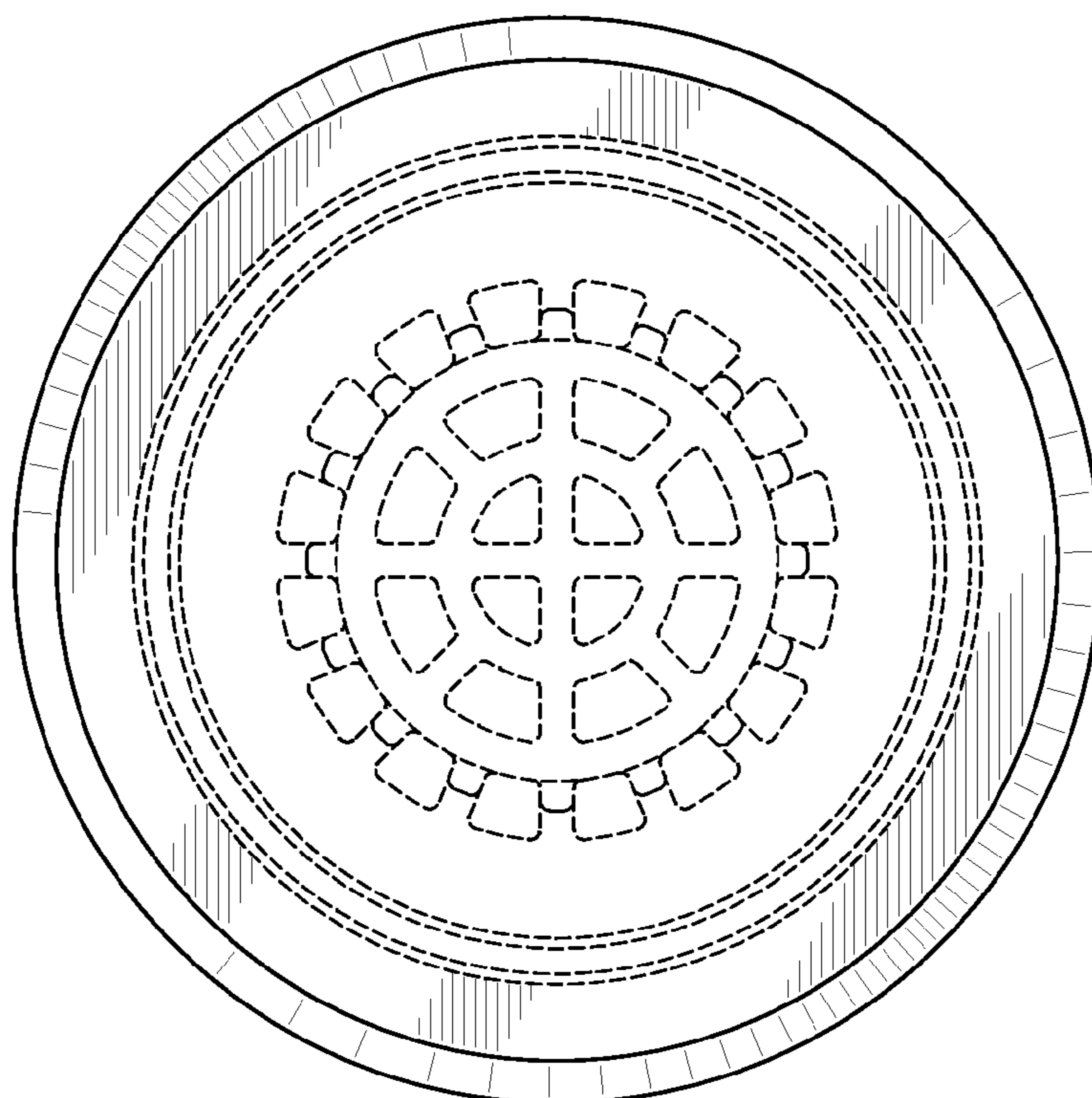


FIG 4