



US00D637680S

(12) **United States Design Patent**
Peterson et al.

(10) **Patent No.:** **US D637,680 S**

(45) **Date of Patent:** **** May 10, 2011**

(54) **MODULAR FOREND SYSTEM FOR TACTICAL FIREARMS**

(75) Inventors: **Morris Peterson**, Earlysville, VA (US);
Matthew Peterson, Crozet, VA (US);
Gary Vance, Bristol, VA (US); **William McCormick**, Bluff City, TN (US);
Charles Robert Overbey, Jr., Deland, FL (US)

(73) Assignee: **Ashbury International Group, Inc.**,
Ruckersville, VA (US)

(**) Term: **14 Years**

(21) Appl. No.: **29/340,274**

(22) Filed: **Jul. 15, 2009**

Related U.S. Application Data

(63) Continuation-in-part of application No. 12/251,384,
filed on Oct. 14, 2008.

(51) **LOC (9) Cl.** **22-01**

(52) **U.S. Cl.** **D22/108**

(58) **Field of Classification Search** D22/100,
D22/101, 103, 104, 108, 199; D21/572,
D21/573; 42/51, 71.01, 75.01, 75.02, 90,
42/94, 134, 136, 139, 125, 72, 111; 362/110;
33/241, 277; 313/105 R; 89/40.06, 41.19,
89/37.04, 33.04, 191.01, 200-204; 124/67,
124/66, 74

See application file for complete search history.

(56) **References Cited**

U.S. PATENT DOCUMENTS

2,387,691 A	10/1945	Sunderland
3,209,481 A	10/1965	Gilbert
3,369,316 A	2/1968	Miller
3,512,290 A	5/1970	La Violette, Jr. et al.
3,543,428 A	12/1970	Bronson
3,618,249 A	11/1971	Grandy
3,830,003 A	8/1974	Clerke
3,999,461 A	12/1976	Johnson et al.

4,203,244 A	5/1980	Hickman
4,383,384 A	5/1983	Fox
4,402,152 A	9/1983	Casull
4,430,822 A	2/1984	Fromming et al.

(Continued)

Primary Examiner — T. Chase Nelson

Assistant Examiner — Michael Pratt

(74) *Attorney, Agent, or Firm* — Troutman Sanders LLP;
Robert R. Elliott, Jr.

(57) **CLAIM**

The ornamental design for a modular forend system for tactical firearms, as shown and described.

DESCRIPTION

FIG. 1 illustrates a perspective, side view of a new design for a modular truss-type forend system for tactical rifles depicting a modular forend with a plurality of accessory mounting rails;

FIG. 2 illustrates a front view of a new design for a modular truss-type forend system for tactical rifles depicting a modular forend with a plurality of accessory mounting rails;

FIG. 3 illustrates a rear view of a new design for a modular truss-type forend system for tactical rifles depicting a modular forend with a plurality of accessory mounting rails;

FIG. 4 illustrates a side view of a new design for a modular truss-type forend system for tactical rifles depicting a modular forend with a plurality of accessory mounting rails;

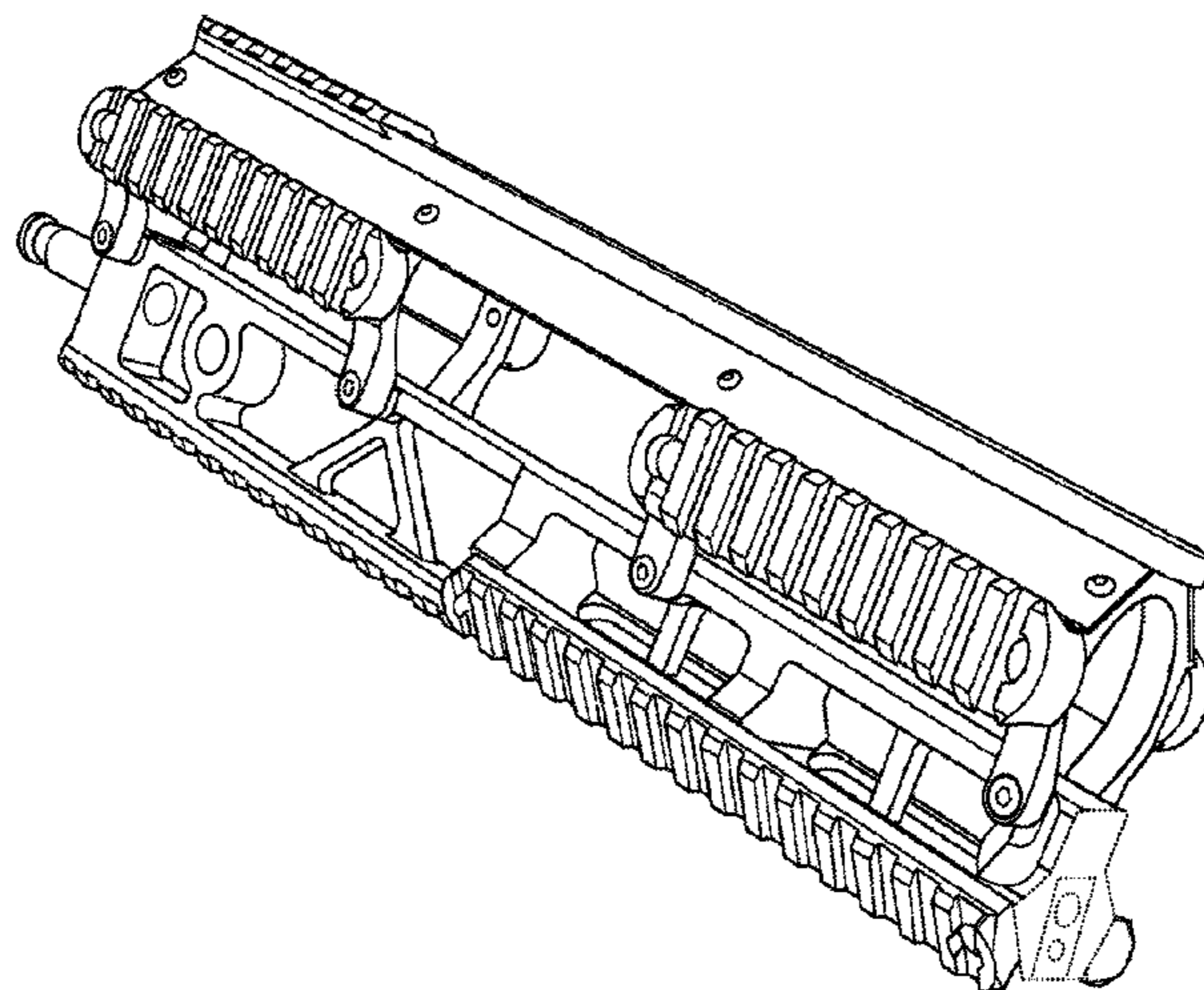
FIG. 5 illustrates a side view of a new design for a modular truss-type forend system for tactical rifles depicting a modular forend with a plurality of accessory mounting rails;

FIG. 6 illustrates a top view of a new design for a modular truss-type forend system for tactical rifles depicting a modular forend with a plurality of accessory mounting rails; and,

FIG. 7 illustrates a bottom view of a new design for a modular truss-type forend system for tactical rifles depicting a modular forend with a plurality of accessory mounting rails.

The broken, dashed lines shown in the various figures depicting the invention are included for the purpose of illustrating environment and do not form any part of the claimed design.

1 Claim, 3 Drawing Sheets



US D637,680 S

U.S. PATENT DOCUMENTS						
			7,024,812	B2	4/2006	Nelson
4,651,455	A	3/1987 Geiser, Jr.	7,131,228	B2	11/2006	Hochstrate et al.
4,674,216	A	6/1987 Ruger et al.	7,152,355	B2	12/2006	Fitzpatrick et al.
4,685,237	A	8/1987 Hugg	7,325,351	B1	2/2008	Leung
4,735,007	A	4/1988 Gal	7,386,952	B1	6/2008	Henretty
D297,855	S	9/1988 Ruger et al.	7,428,795	B2	9/2008	Herring
4,790,095	A	12/1988 Campos	2003/0110675	A1	6/2003	Garrett et al.
D304,223	S	10/1989 Ruger et al.	2004/0000083	A1	1/2004	Grant, Jr.
4,887,374	A	12/1989 Santarossa	2004/0211104	A1	10/2004	Eberle
4,920,677	A	5/1990 Schuerman	2005/0000142	A1*	1/2005	Kim et al. 42/124
4,944,109	A	7/1990 Zedrosser	2005/0183317	A1	8/2005	Finn
5,020,260	A	6/1991 Houghton	2005/0229466	A1	10/2005	Muhlestein
5,048,215	A	9/1991 Davis	2005/0241206	A1*	11/2005	Teetzel et al. 42/72
D324,557	S	3/1992 Livingston	2005/0241211	A1	11/2005	Swan
5,149,899	A	9/1992 Dabrowski	2006/0010749	A1	1/2006	Kincel
5,173,564	A	12/1992 Hammond, Jr.	2006/0026883	A1*	2/2006	Hochstrate et al. 42/75.01
5,209,215	A	5/1993 Morrison	2006/0048424	A1*	3/2006	Weir 42/69.01
5,417,002	A	5/1995 Guerra	2006/0162227	A1*	7/2006	Samson 42/148
5,440,963	A	8/1995 Szecsei	2006/0174532	A1	8/2006	Popikow
5,590,484	A	1/1997 Mooney et al.	2006/0236582	A1	10/2006	Lewis et al.
5,642,581	A	7/1997 Herold et al.	2006/0242880	A1	11/2006	Griffin
5,711,102	A	1/1998 Plaster et al.	2006/0254111	A1	11/2006	Giauque et al.
D391,334	S	2/1998 Plaster et al.	2006/0277810	A1	12/2006	Leitner-Wise
D403,043	S	12/1998 Spekner	2006/0283067	A1	12/2006	Herring
5,900,577	A	5/1999 Robinson et al.	2007/0089347	A1	4/2007	Webber et al.
5,987,797	A	11/1999 Dustin	2007/0130817	A1	6/2007	Ballard
6,293,040	B1	9/2001 Luth	2007/0199225	A1	8/2007	Haugen
6,487,805	B1	12/2002 Reynolds	2007/0199435	A1*	8/2007	Hochstrate et al. 89/191.02
6,497,065	B1	12/2002 Huston	2008/0028662	A1	2/2008	Abraham et al.
6,598,330	B2*	7/2003 Garrett et al. 42/85	2008/0168695	A1	7/2008	Nakayama
6,637,142	B1	10/2003 Reynolds	2009/0277067	A1	11/2009	Gregg
6,839,998	B1	1/2005 Armstrong	2009/0288324	A1	11/2009	Peterson et al.
D510,401	S	10/2005 Murello et al.				

* cited by examiner

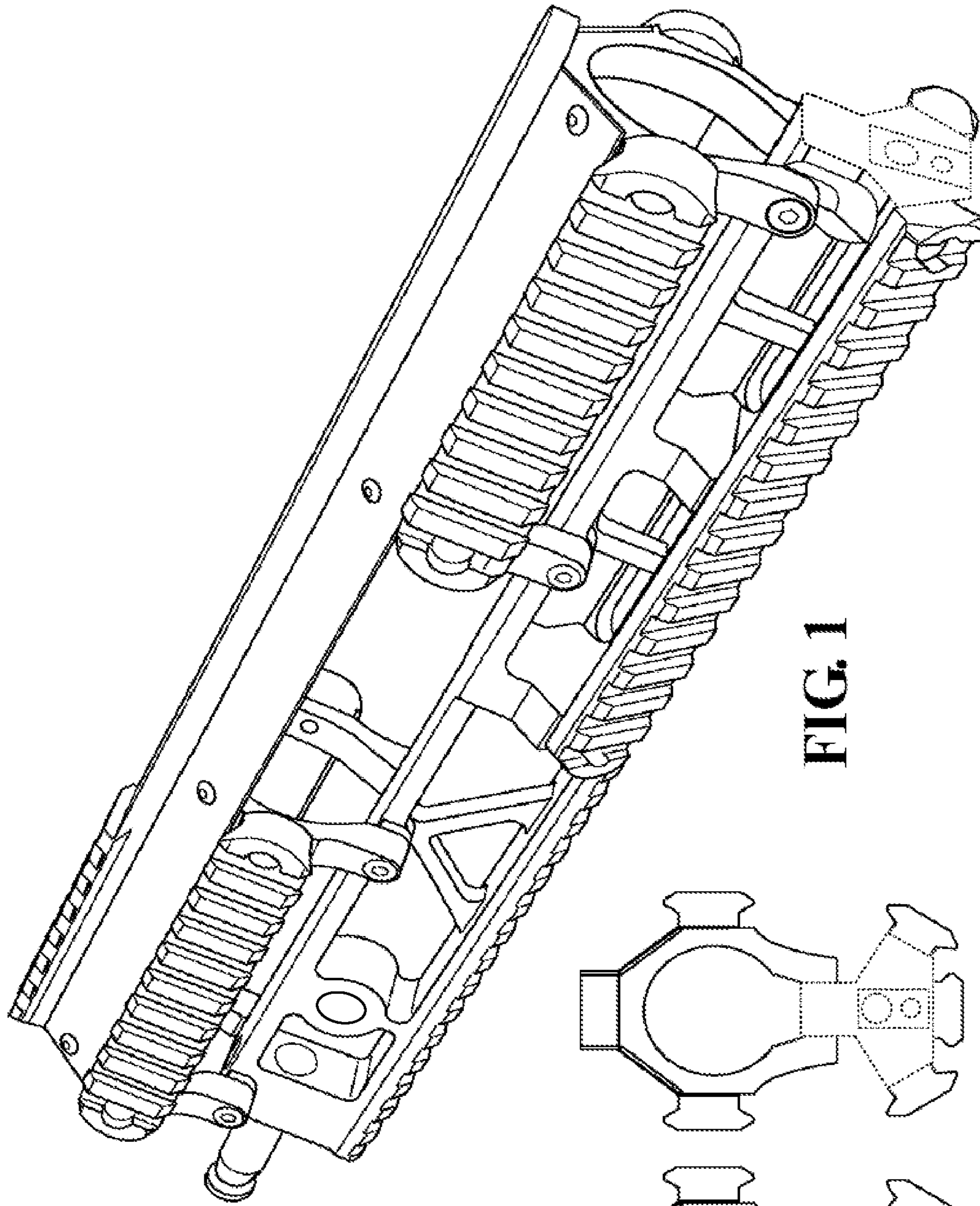


FIG. 1

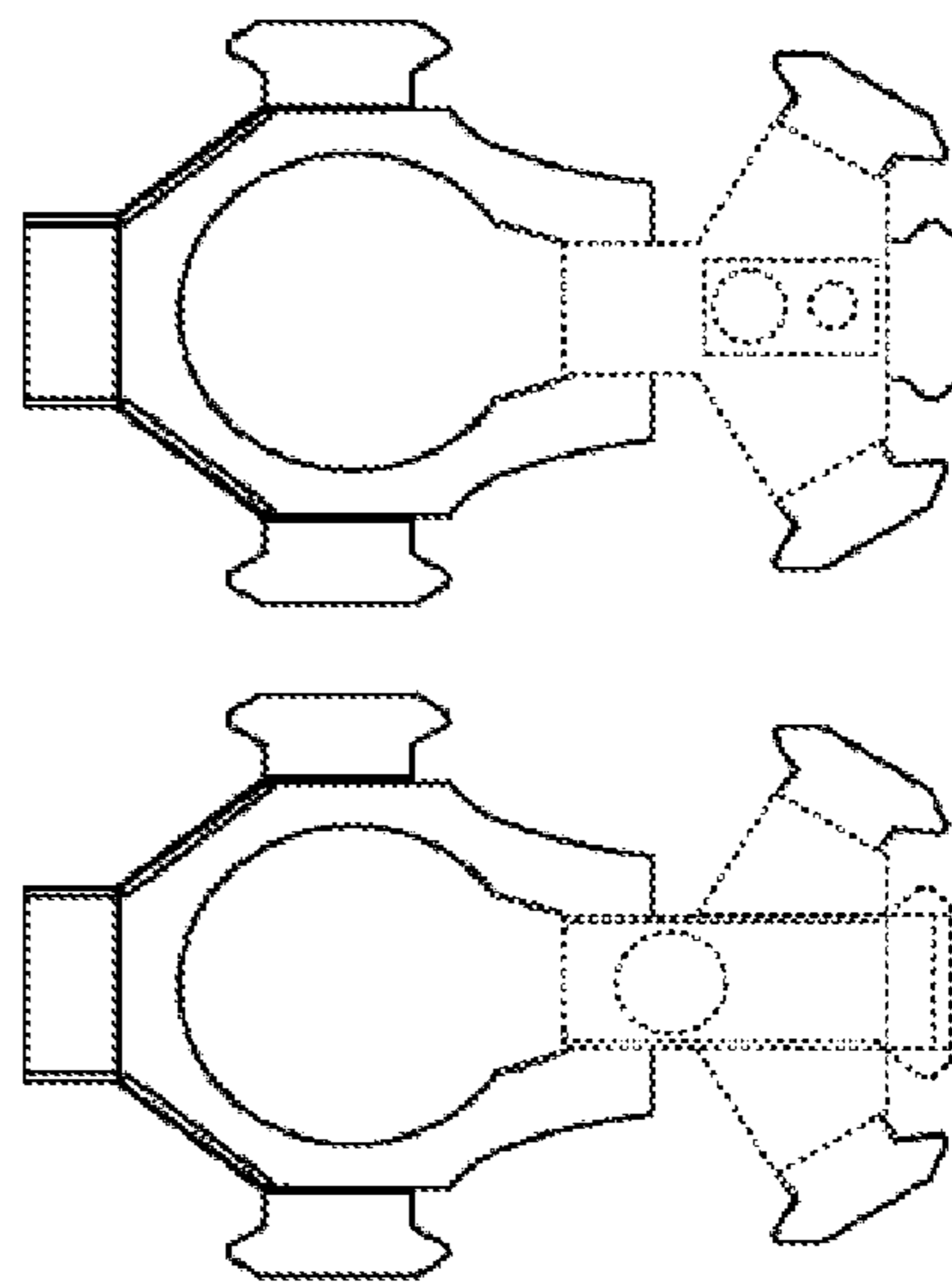


FIG. 2 FIG. 3

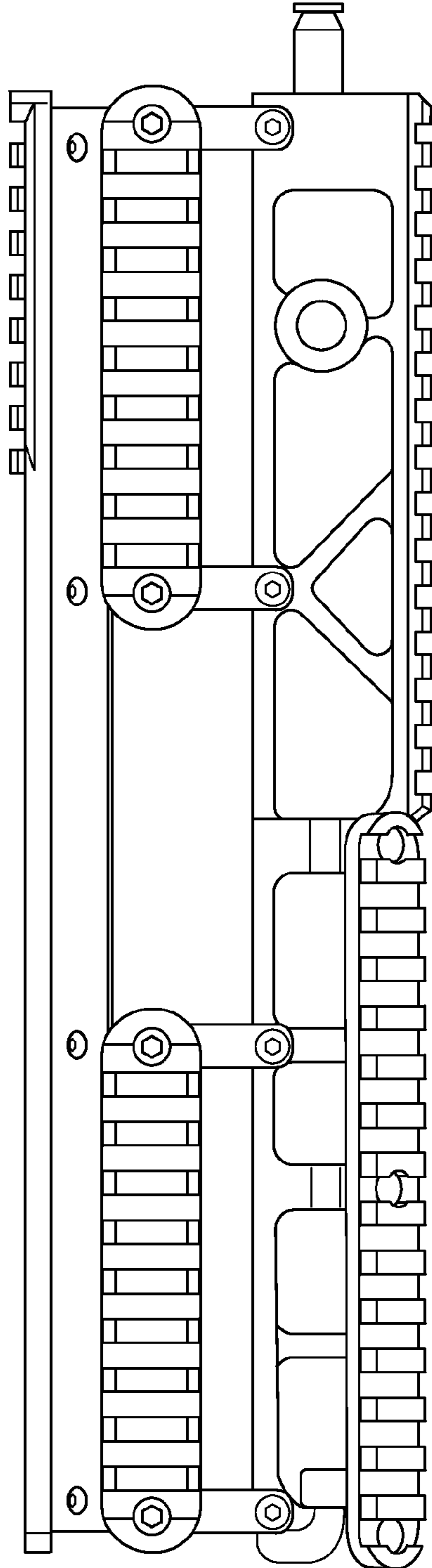


FIG. 4

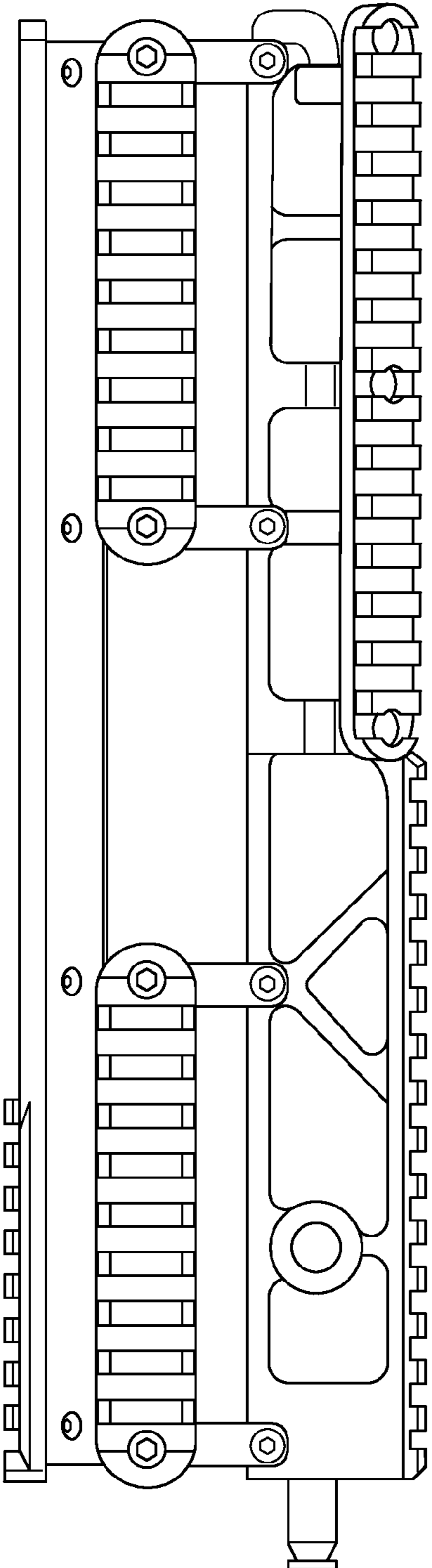


FIG. 5

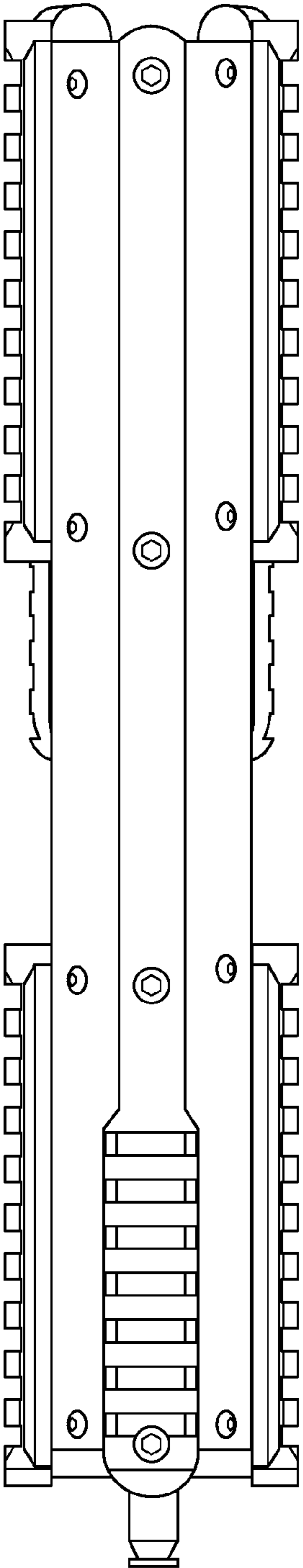


FIG. 6

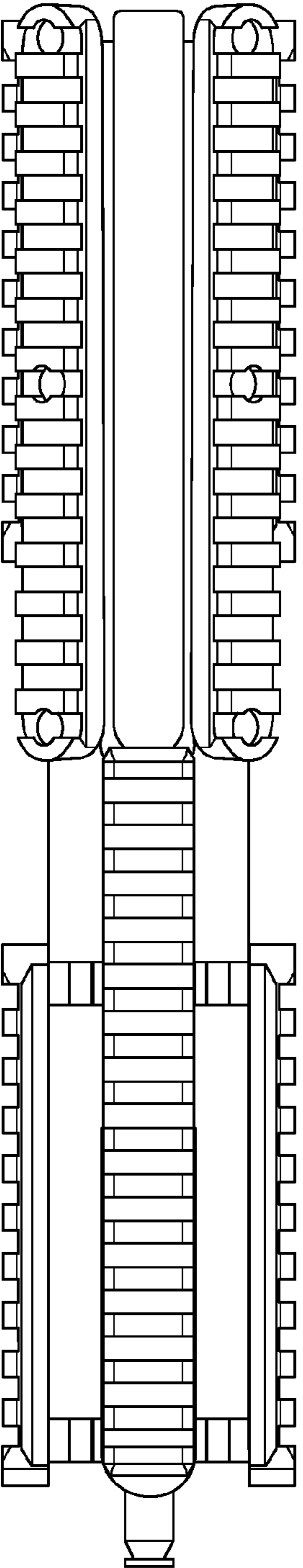


FIG. 7