



US00D637665S

(12) **United States Design Patent**  
**Walsh**

(10) **Patent No.:** **US D637,665 S**

(45) **Date of Patent:** **\*\* May 10, 2011**

(54) **SHOELACE WEIGHT STRIP**

(76) Inventor: **Dennis M. Walsh**, Longmont, CO (US)

(\*\*) Term: **14 Years**

(21) Appl. No.: **29/368,601**

(22) Filed: **Aug. 26, 2010**

(51) **LOC (9) Cl.** ..... **21-02**

(52) **U.S. Cl.** ..... **D21/683**

(58) **Field of Classification Search** ..... D21/662,  
D21/677-685, 692; 482/55, 79, 92-94, 97-105,  
482/124; 36/128, 132, 136; D2/905, 946  
See application file for complete search history.

(56) **References Cited**

**U.S. PATENT DOCUMENTS**

4,192,502	A *	3/1980	Owen	.....	482/105
D279,120	S *	6/1985	Spangler	.....	D3/229
4,623,143	A *	11/1986	Wuellenweber	.....	482/105
5,075,902	A *	12/1991	McReynolds et al.	.....	2/238
5,119,539	A *	6/1992	Curry	.....	24/712.1
D336,971	S *	7/1993	Flisek	.....	D2/905
D339,838	S *	9/1993	Winston	.....	D21/683
D366,753	S *	2/1996	Solo	.....	D2/946
5,632,709	A *	5/1997	Walsh	.....	482/105
5,737,858	A *	4/1998	Levy	.....	36/128
5,868,652	A *	2/1999	Spletzer	.....	482/105
6,113,521	A *	9/2000	Winston	.....	482/105

D471,606	S *	3/2003	Strother	.....	D21/683
7,000,337	B2 *	2/2006	Harrington	.....	36/132
7,063,650	B1 *	6/2006	Beausoleil	.....	482/105
D526,691	S *	8/2006	Fu	.....	D21/683
7,833,137	B2 *	11/2010	Garnuette	.....	482/79
2009/0253560	A1 *	10/2009	Cook	.....	482/105

\* cited by examiner

*Primary Examiner* — Susan E Krakower

(74) *Attorney, Agent, or Firm* — Patent Law Offices of Rick Martin, P.C.

(57) **CLAIM**

The ornamental design for a shoelace weight strip, as shown and described.

**DESCRIPTION**

FIG. 1 is a top plan view of my new design for a shoelace weight strip; a bottom plan view being identical; FIG. 2 is a left side elevation view of my new invention, wherein the right side elevation view is identical; FIG. 3 is a top perspective view of my new invention; FIG. 4 is a top perspective view of my new invention; FIG. 5 is a front elevation view of my new invention; and, FIG. 6 is a rear elevation view of my new invention. The broken lines showing a sneaker and shoelace illustrate environmental structure and form no part of the claimed design.

**1 Claim, 3 Drawing Sheets**

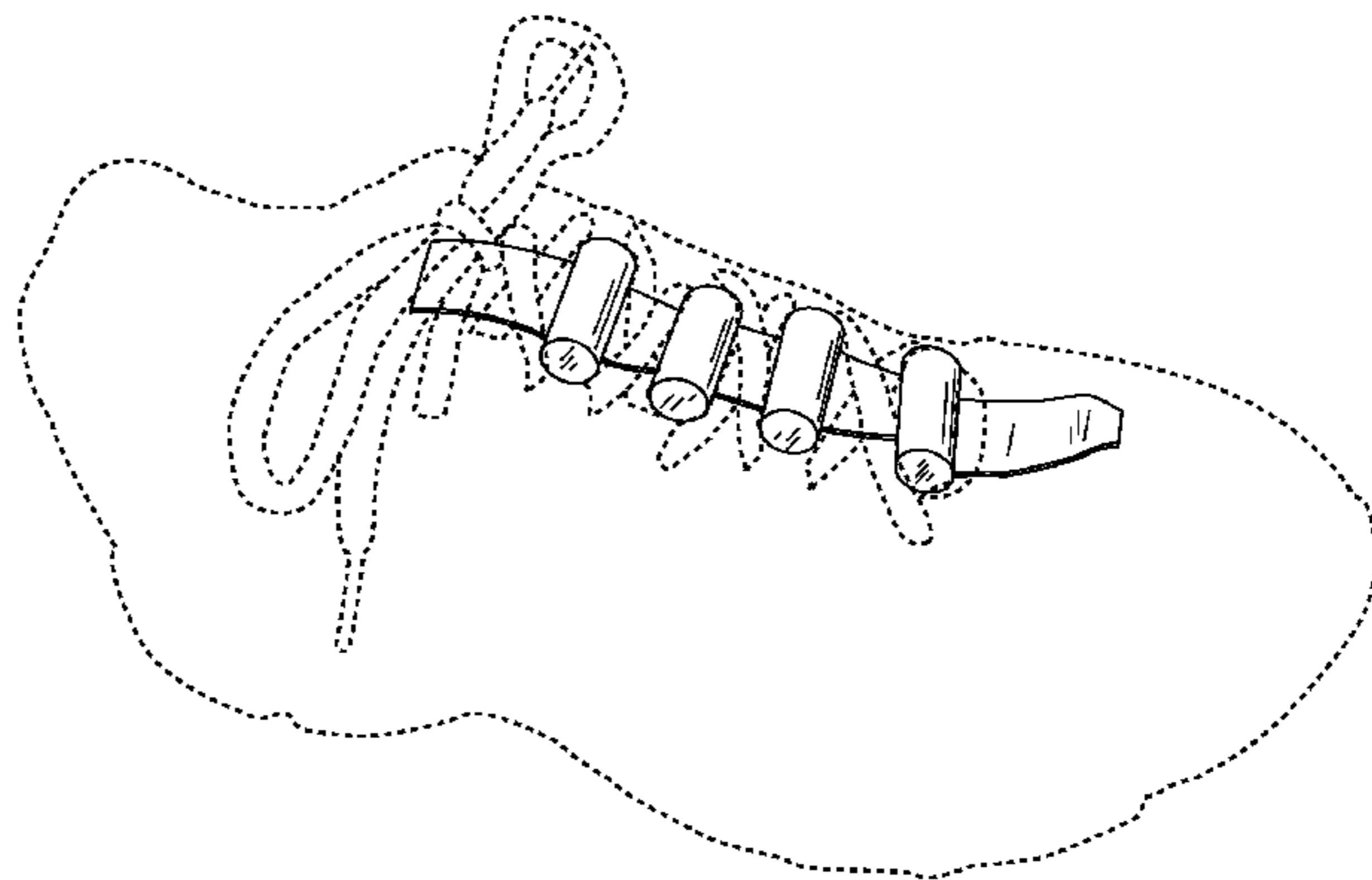
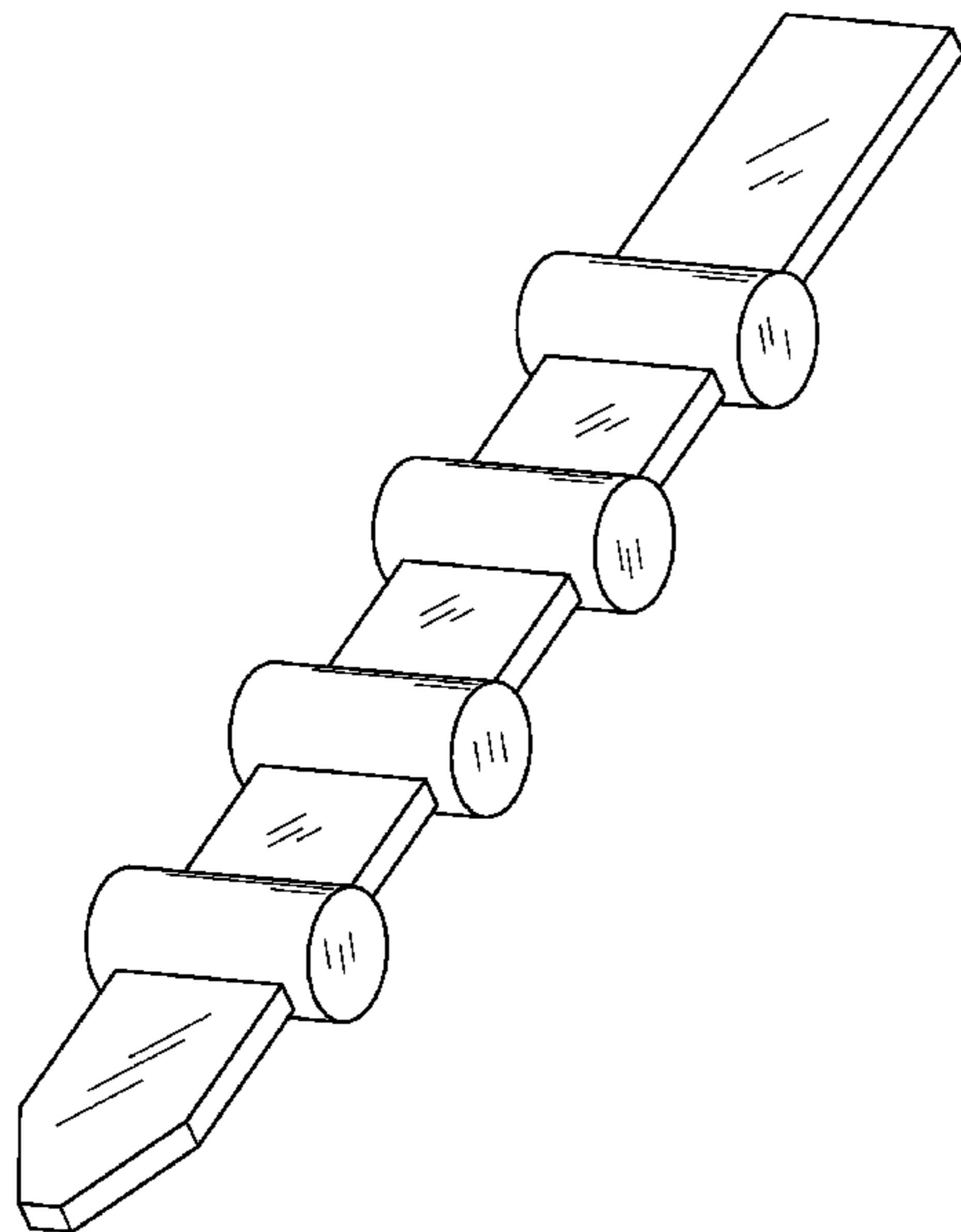


Fig 1

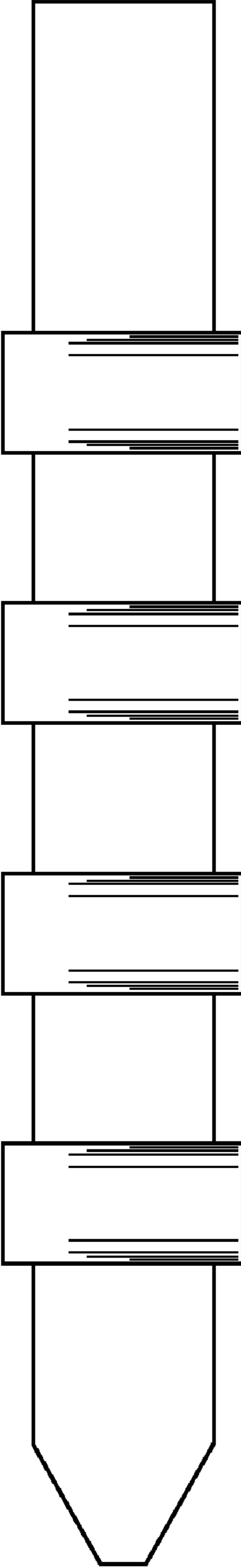


Fig 2

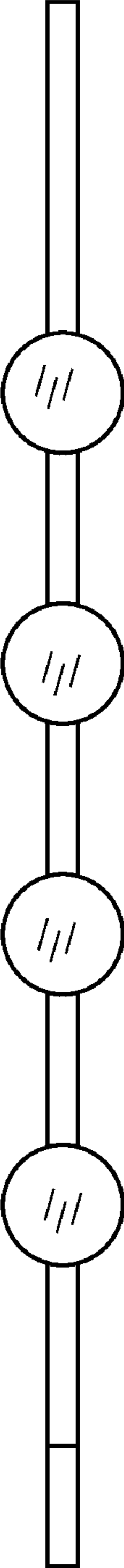


Fig 3

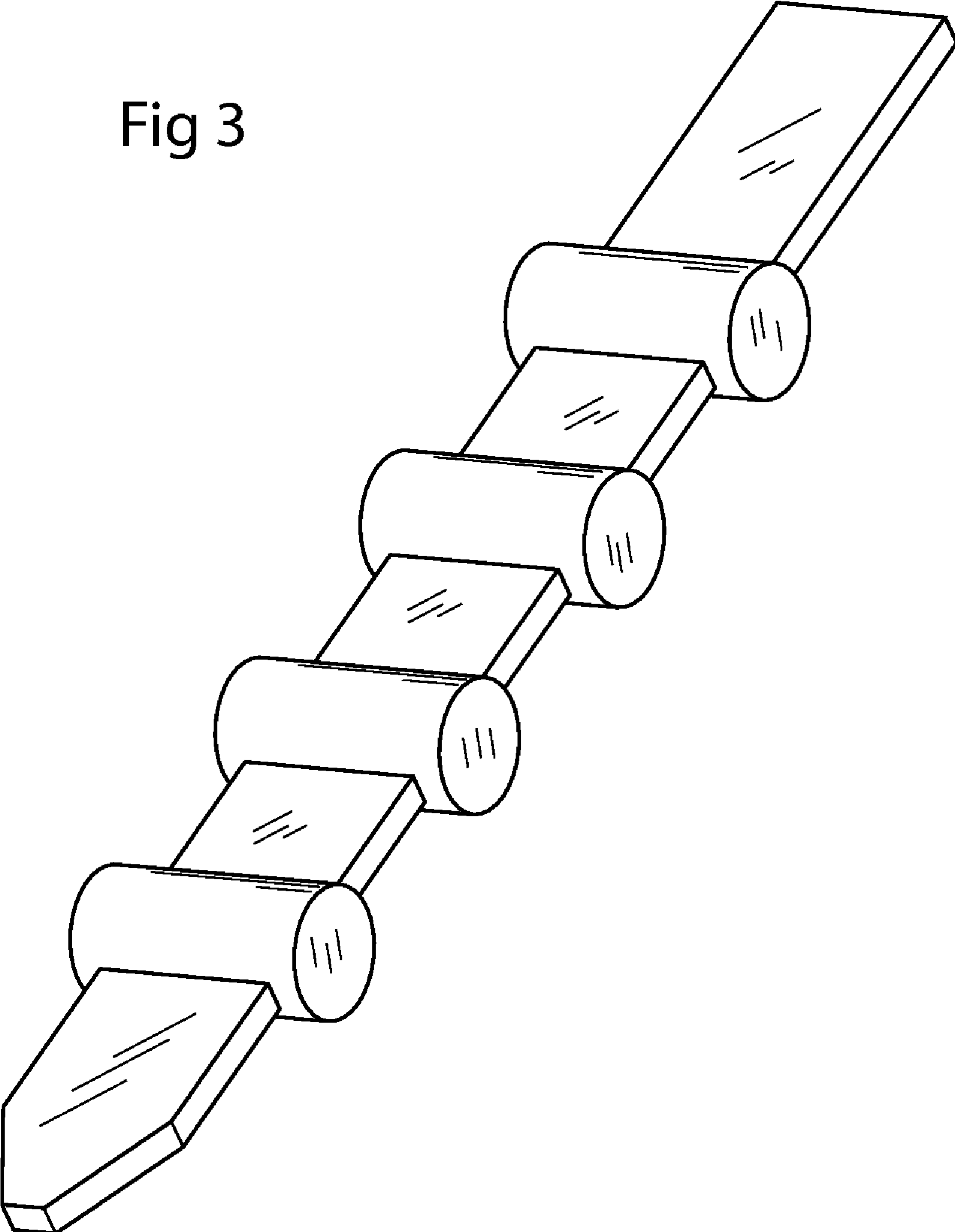


Fig 4

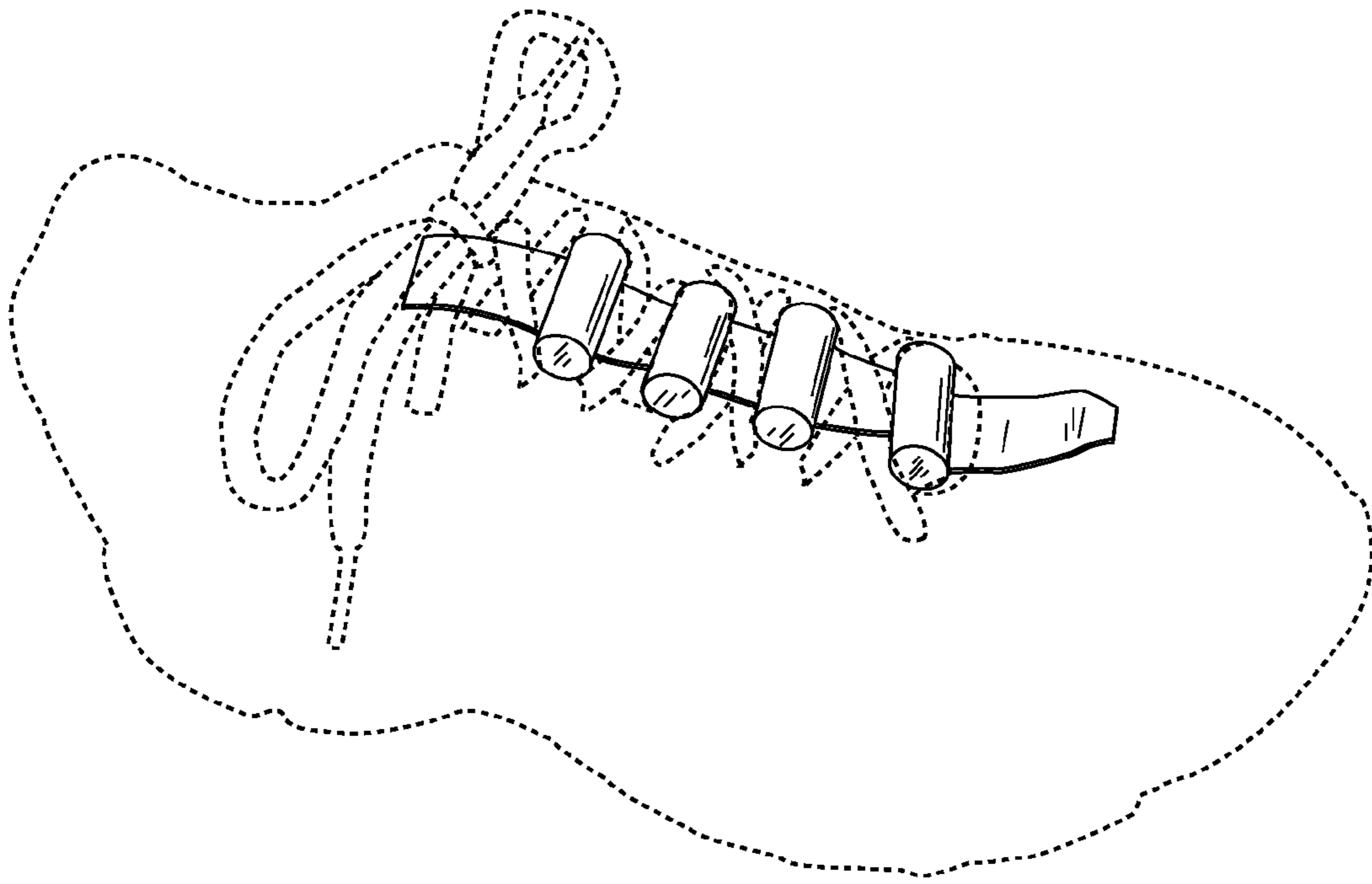


Fig 5

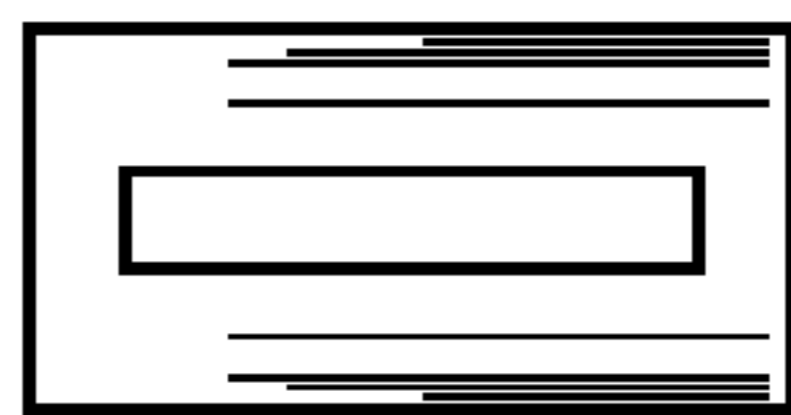


Fig 6

