



US00D637659S

(12) **United States Design Patent**
Barnwell

(10) **Patent No.:** **US D637,659 S**

(45) **Date of Patent:** **** May 10, 2011**

(54) **BINGO TABLE SURFACE**

(76) Inventor: **William Barnwell**, Piedmont, AL (US)

(**) Term: **14 Years**

(21) Appl. No.: **29/359,324**

(22) Filed: **Apr. 8, 2010**

Related U.S. Application Data

(63) Continuation-in-part of application No. 12/576,854, filed on Oct. 9, 2009, now Pat. No. 7,854,431.

(51) **LOC (9) Cl.** **21-01**

(52) **U.S. Cl.** **D21/397**

(58) **Field of Classification Search** D6/511;
D21/334–369, 377, 396–397; 273/269–270,
273/274, 309

See application file for complete search history.

(56) **References Cited**

U.S. PATENT DOCUMENTS

D292,998 S *	12/1987	Curran	D21/369
D343,204 S *	1/1994	Schramer et al.	D21/397
5,456,474 A *	10/1995	Geshkewich	273/269
5,823,534 A *	10/1998	Banyai	273/269
D419,797 S *	2/2000	Pelletier	D21/397
6,095,524 A *	8/2000	Richter et al.	273/269

D468,776 S *	1/2003	Oliver et al.	D21/397
D531,230 S *	10/2006	Voden	D21/397
D536,394 S *	2/2007	Meoli et al.	D21/397

* cited by examiner

Primary Examiner — Sandra Morris

(74) *Attorney, Agent, or Firm* — Christopher Wood; Daniel Eisenberg; Premier Law Group, PLLC

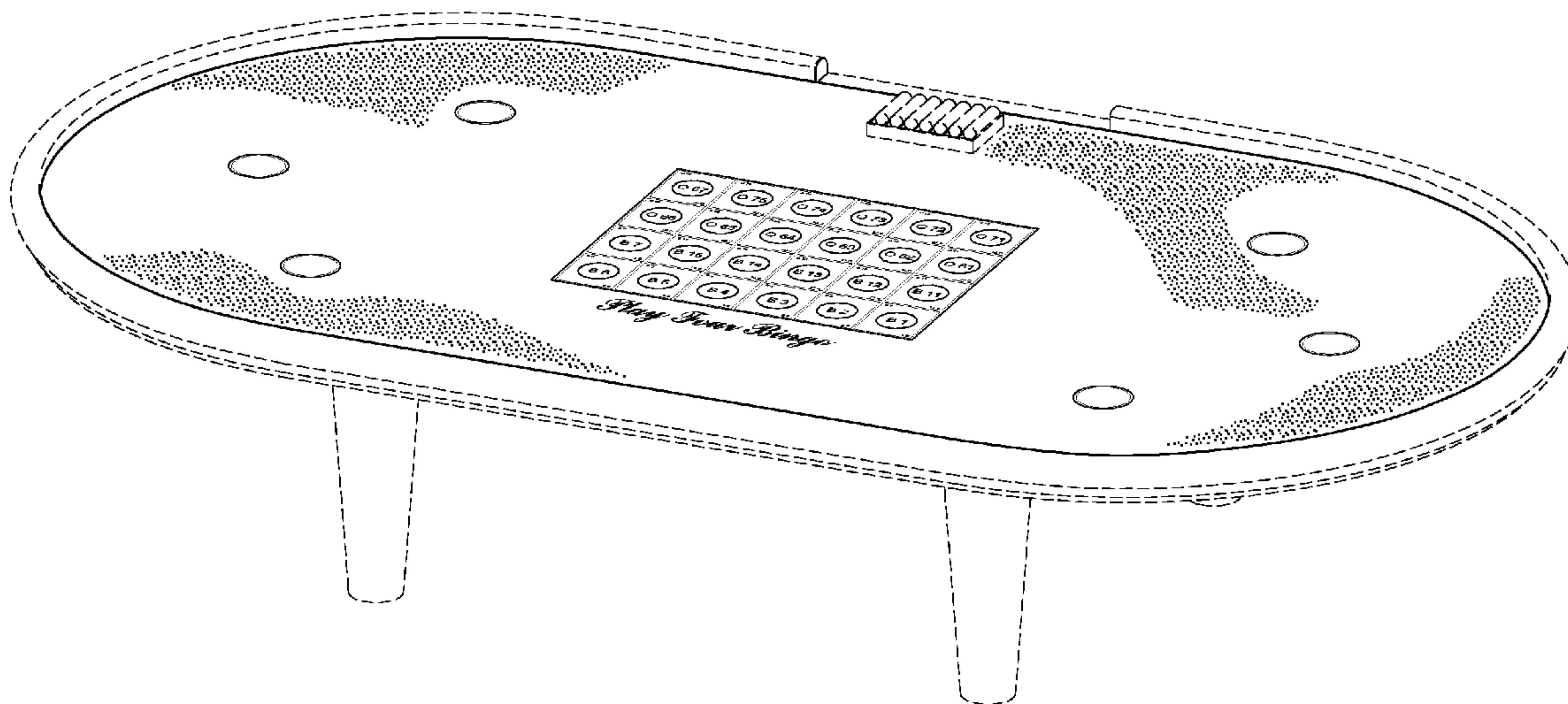
(57) **CLAIM**

The ornamental design for a bingo table surface, as shown and described.

DESCRIPTION

FIG. 1 is a perspective view of a bingo table surface showing my new design, wherein the broken lines indicate matter that forms no part of the claimed design;
FIG. 2 is a top plan view thereof;
FIG. 3 is a bottom plan view thereof;
FIG. 4 is a front view thereof, the rear view being a mirror image of the front view;
FIG. 5 is a left side view thereof, the right side view being a mirror image of the left side view; and,
FIG. 6 shows a close up view of the bingo table of FIG. 1.

1 Claim, 5 Drawing Sheets



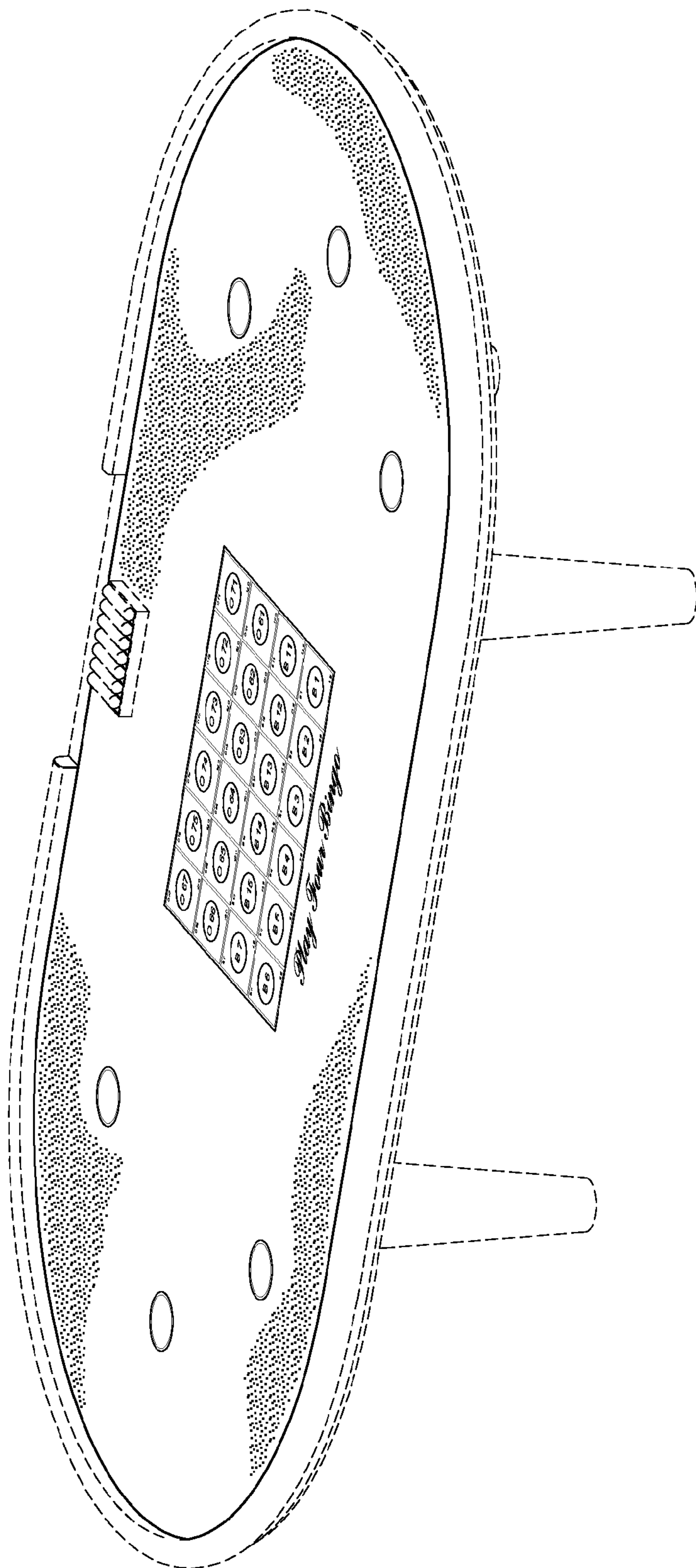


FIG. 1

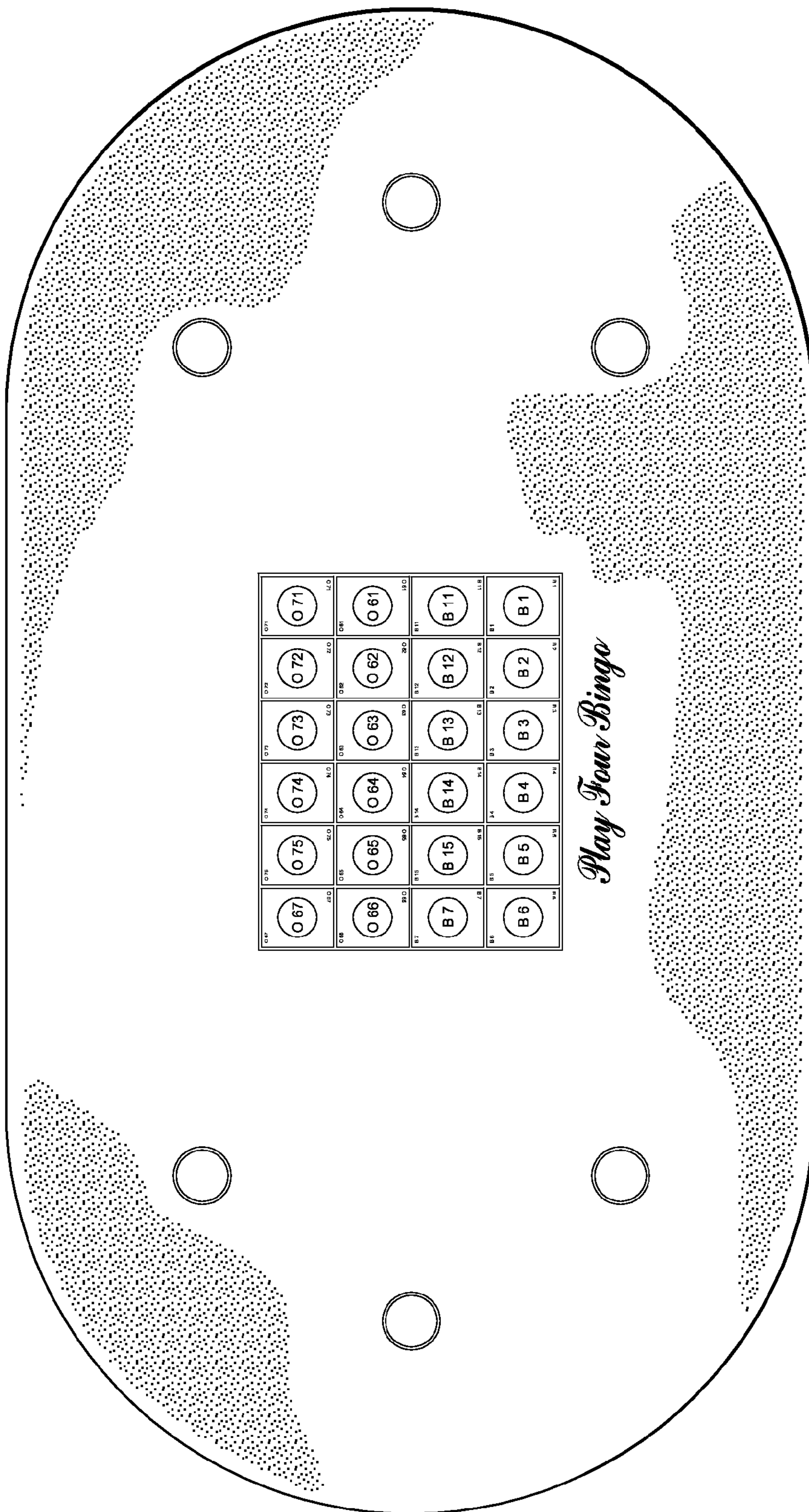


FIG. 2




FIG. 3



FIG. 4




FIG. 5




FIG. 6