



US00D637658S

(12) **United States Design Patent**  
**Ryder**

(10) **Patent No.:** **US D637,658 S**

(45) **Date of Patent:** **\*\* May 10, 2011**

(54) **GAME BOARD**

(56) **References Cited**

(75) Inventor: **William H. Ryder**, Columbia, MD (US)

U.S. PATENT DOCUMENTS

(73) Assignee: **The United States of America as represented by the Director, National Security Agency**, Washington, DC (US)

D219,823	S	*	2/1971	Imperato	.....	D21/342
3,939,578	A	*	2/1976	Coffey	.....	434/347
4,679,796	A	*	7/1987	Rein	.....	273/236
5,056,792	A	*	10/1991	Helweg-Larsen et al.	....	273/278
D399,538	S	*	10/1998	Mellander et al.	.....	D21/350
2007/0156421	A1	*	7/2007	Klapper	.....	434/107

\* cited by examiner

(\*\*) Term: **14 Years**

*Primary Examiner* — Sandra Morris

(21) Appl. No.: **29/370,592**

(74) *Attorney, Agent, or Firm* — Roshni Kurian

(22) Filed: **Aug. 5, 2010**

(57) **CLAIM**

The ornamental design for a game board, as shown.

(51) **LOC (9) Cl.** ..... **21-01**

**DESCRIPTION**

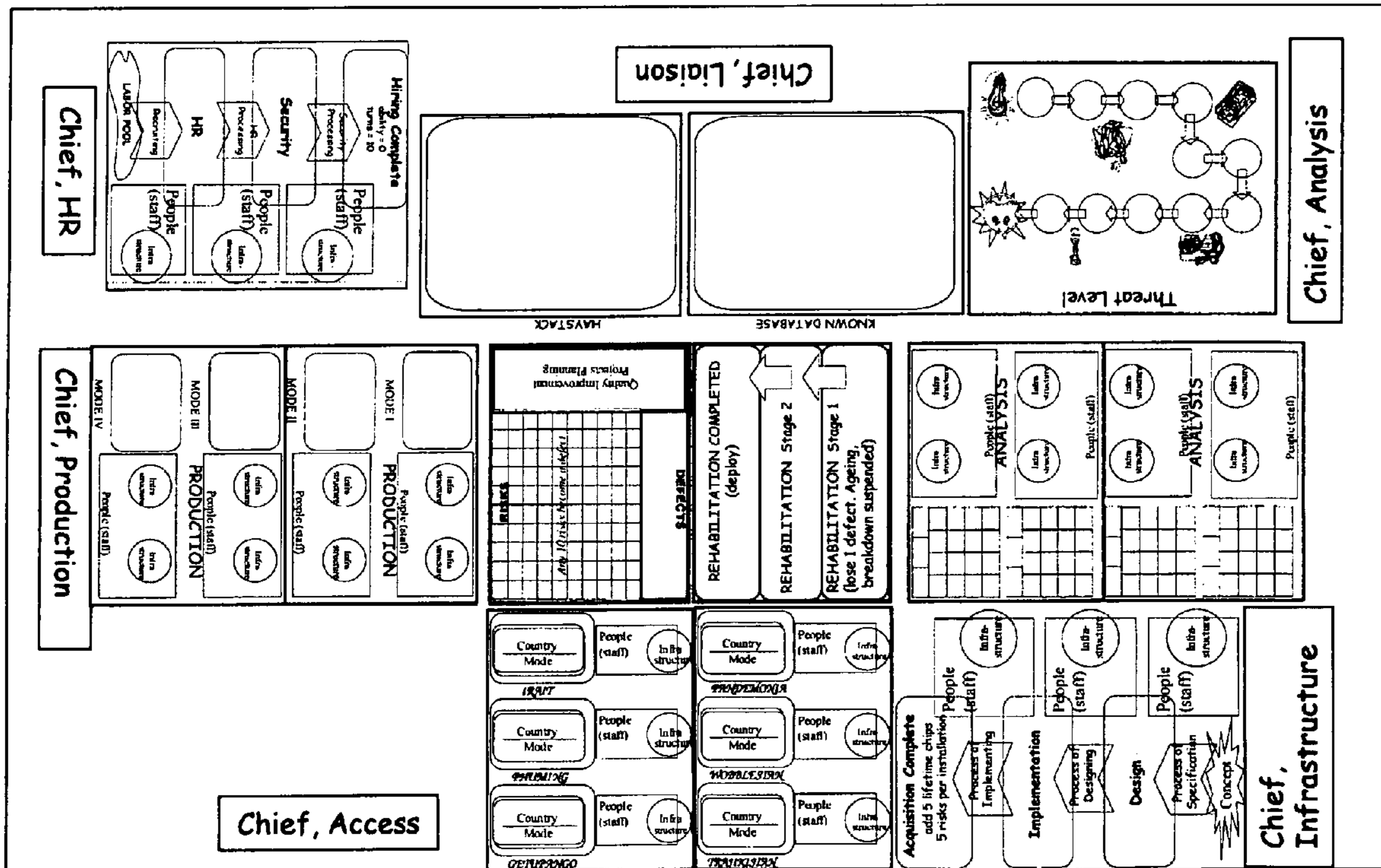
(52) **U.S. Cl.** ..... **D21/366**

FIG. 1 is a top plan view of the game board;  
FIG. 2 is a left side elevational view thereof;  
FIG. 3 is a bottom plan view thereof;  
FIG. 4 is a front elevational view thereof;  
FIG. 5 is a right side elevational view thereof; and,  
FIG. 6 is a rear side elevational view thereof.

(58) **Field of Classification Search** ..... D19/60-62;  
D21/334-368; 273/236-288; 434/128-129,  
434/107

See application file for complete search history.

**1 Claim, 6 Drawing Sheets**



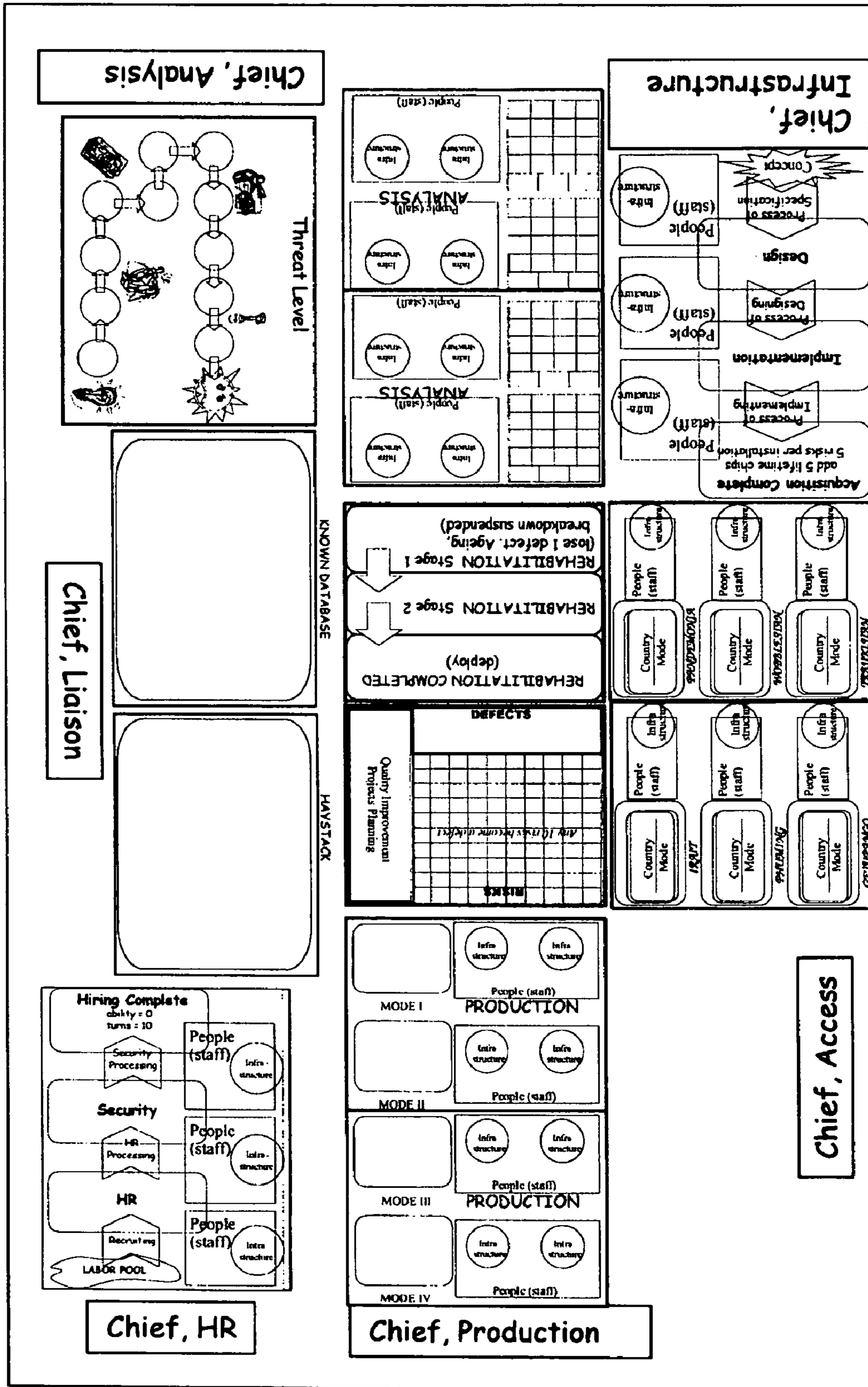


FIG. 1



**FIG. 2**


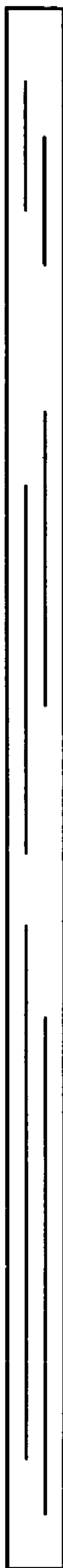


FIG. 3



**FIG. 4**



FIG. 5



**FIG. 6**