



US00D637655S

(12) **United States Design Patent**
Baumann et al.

(10) **Patent No.:** **US D637,655 S**

(45) **Date of Patent:** **** May 10, 2011**

(54) **GAME WHEEL**

(75) Inventors: **Scott Baumann**, Anacortes, WA (US);
Brian Wheeler, Bellingham, WA (US)

(73) Assignee: **Clingo.com LLC**, Ferndale, WA (US)

(**) Term: **14 Years**

(21) Appl. No.: **29/348,212**

(22) Filed: **Dec. 8, 2009**

(51) **LOC (9) Cl.** **21-01**

(52) **U.S. Cl.** **D21/333; D14/414**

(58) **Field of Classification Search** D21/324,
D21/333, 385, 417, 566; D14/400, 412,
D14/414, 416, 432; 273/148 B, 449, 441,
273/442; 434/45, 46; 463/1, 28-38, 46,
463/47; 70/209, 226, 237, 238

See application file for complete search history.

(56) **References Cited**

U.S. PATENT DOCUMENTS

| | | | | |
|-----------|------|---------|------------------|---------|
| 5,199,284 | A * | 4/1993 | Lin | 70/209 |
| 5,540,067 | A * | 7/1996 | Kim | 70/209 |
| D379,754 | S * | 6/1997 | Solow | D8/331 |
| D385,175 | S * | 10/1997 | Somerfield | D8/330 |
| D411,821 | S * | 7/1999 | Markegard et al. | D12/177 |
| 6,109,076 | A * | 8/2000 | Kajuch | 70/209 |
| 6,422,050 | B1 * | 7/2002 | Ho | 70/209 |
| D553,622 | S * | 10/2007 | Petrotta | D14/414 |
| D558,651 | S * | 1/2008 | Ikeda et al. | D14/401 |

| | | | | |
|----------|-----|---------|----------------|---------|
| D566,781 | S * | 4/2008 | Ikeda et al. | D21/333 |
| D568,409 | S * | 5/2008 | Ikeda et al. | D21/333 |
| D586,665 | S * | 2/2009 | Murgida et al. | D3/205 |
| D602,096 | S * | 10/2009 | Ashida et al. | D21/333 |

* cited by examiner

Primary Examiner — Prabhakar Deshmukh

(74) *Attorney, Agent, or Firm* — Tejpal S. Hansra

(57) **CLAIM**

The ornamental design for a game wheel, as shown and described.

DESCRIPTION

FIG. 1 is a front perspective view of a game wheel showing our new design with a handheld mobile electronic device in broken lines;

FIG. 2 is a back perspective view thereof;

FIG. 3 is a front view thereof with a handheld mobile electronic device in broken lines;

FIG. 4 is a right side view thereof;

FIG. 5 is a left side view thereof;

FIG. 6 is a back view thereof;

FIG. 7 is a top view thereof; and,

FIG. 8 is a bottom view thereof.

The broken lines in the drawing are for illustrative purposes only and form no part of the claimed design. Specifically, the broken lines are provided to illustrate the environment in which the game wheel may be used.

1 Claim, 3 Drawing Sheets

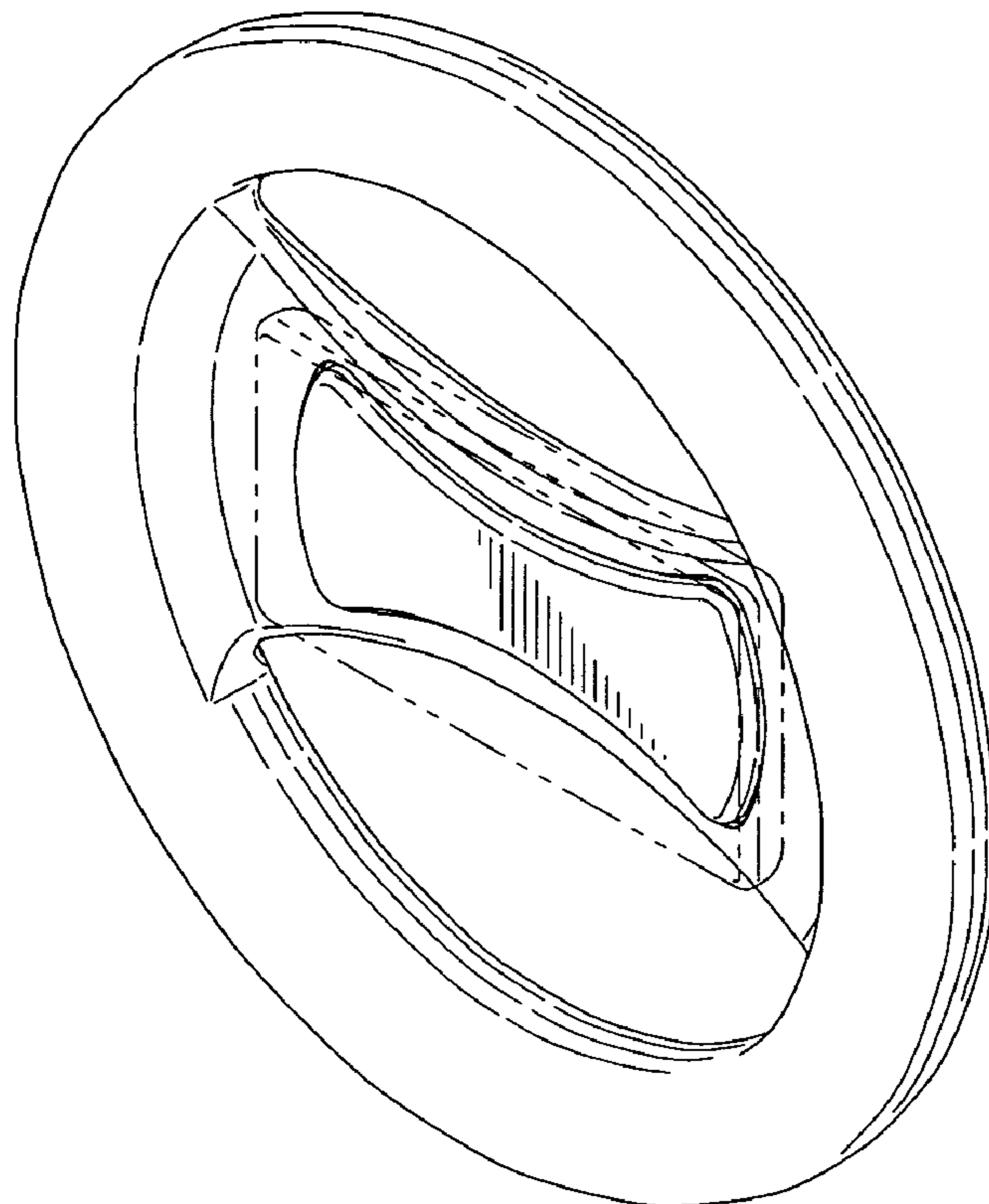


FIG. 1

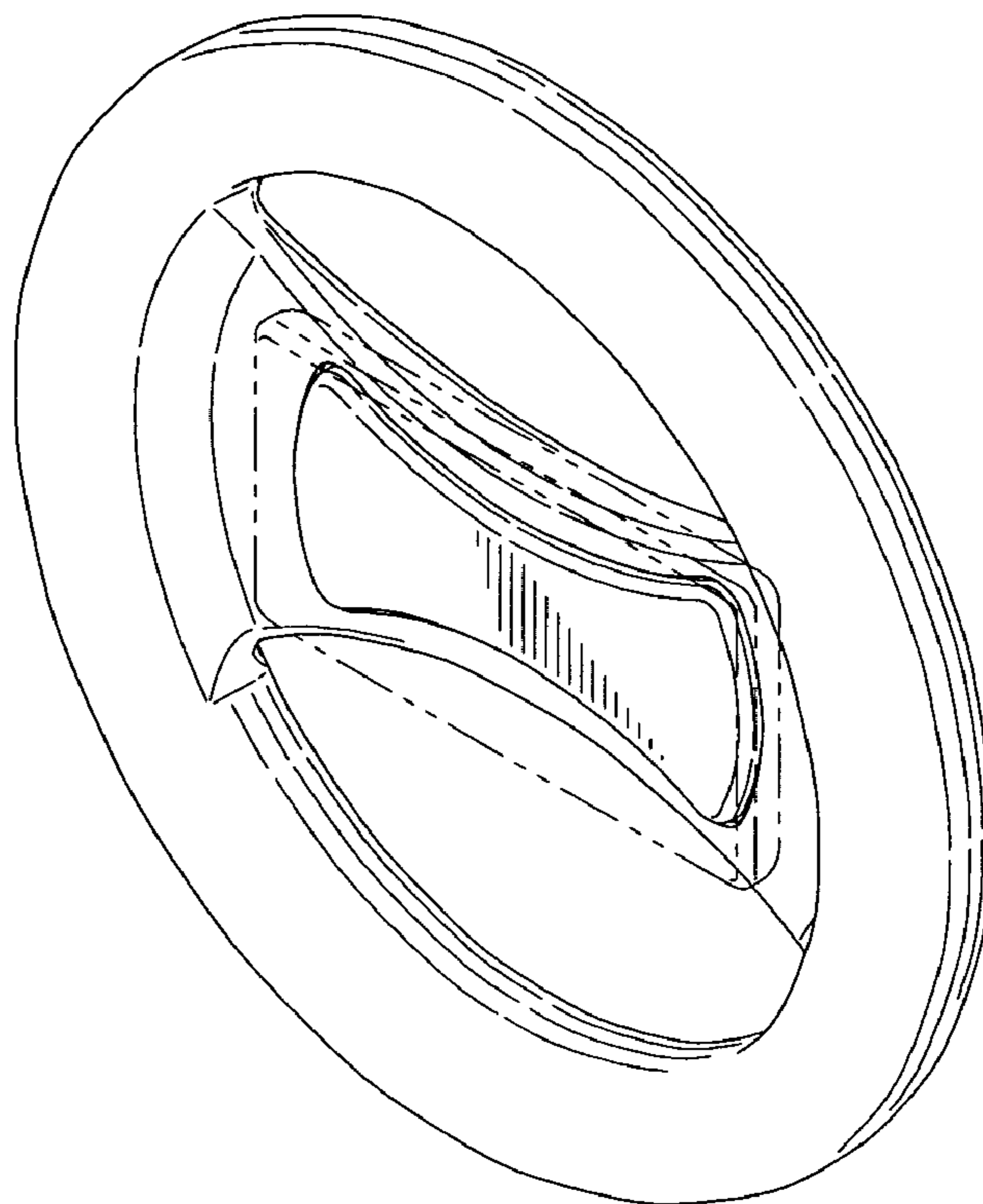


FIG. 2

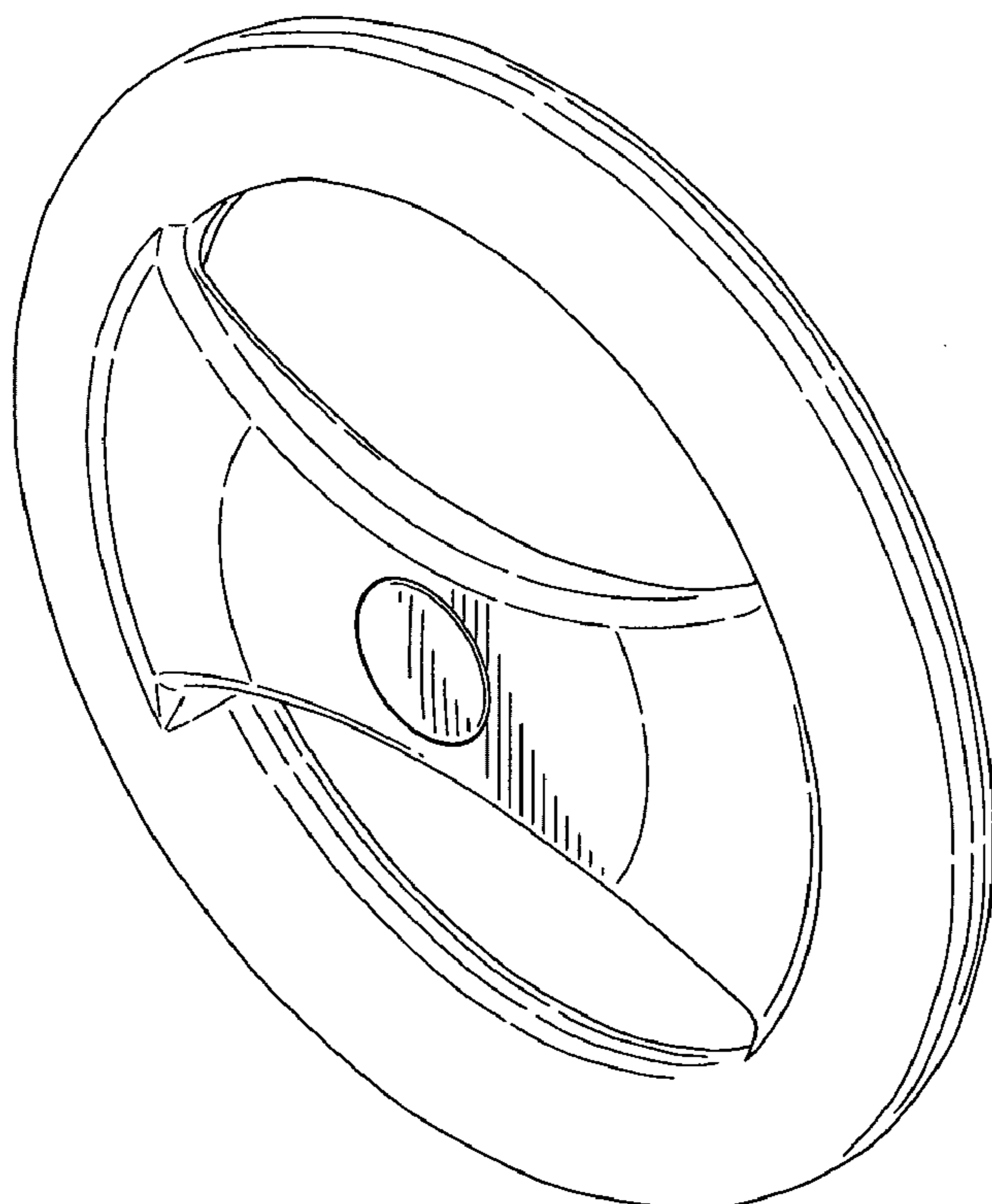


FIG. 3

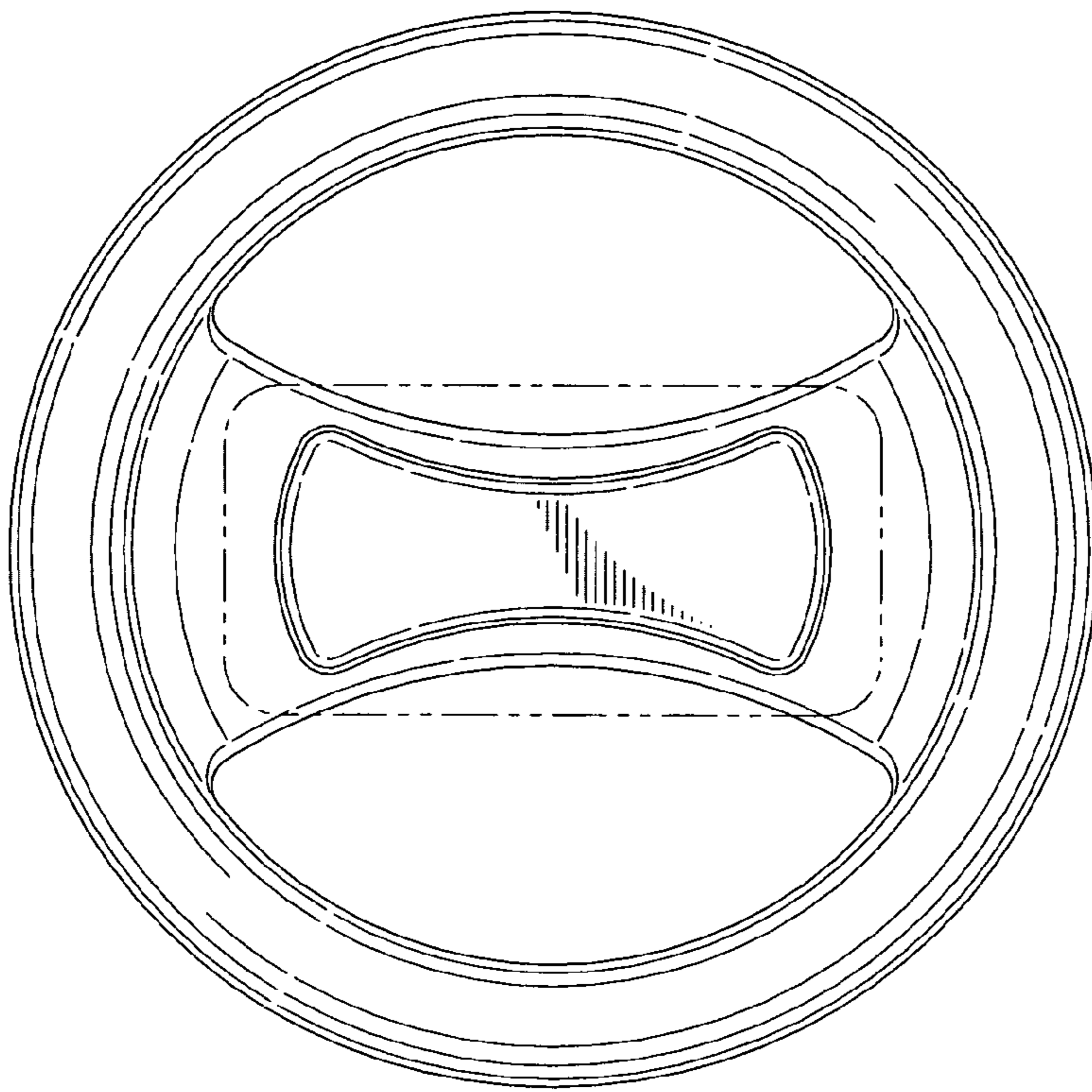


FIG. 4

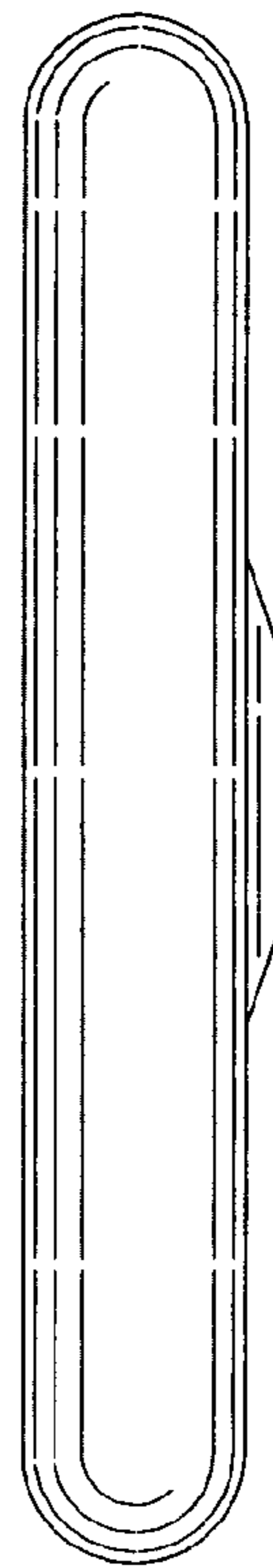


FIG. 5

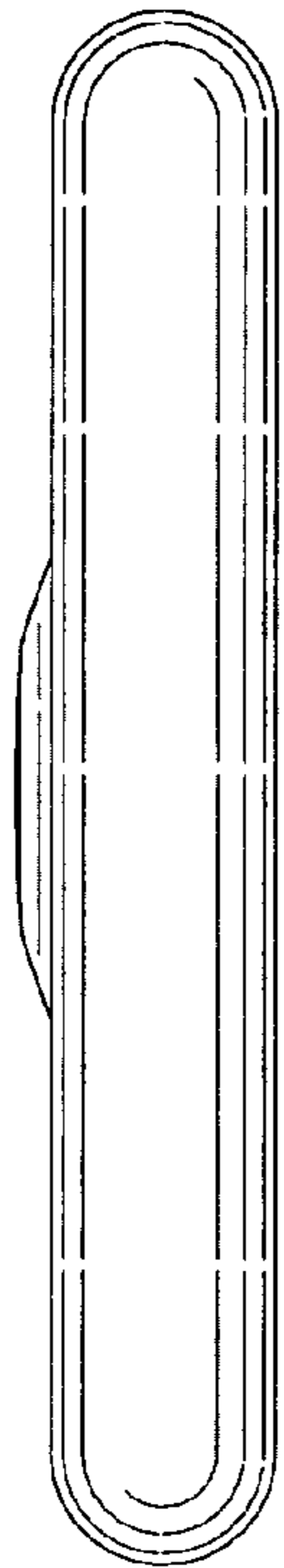


FIG. 6

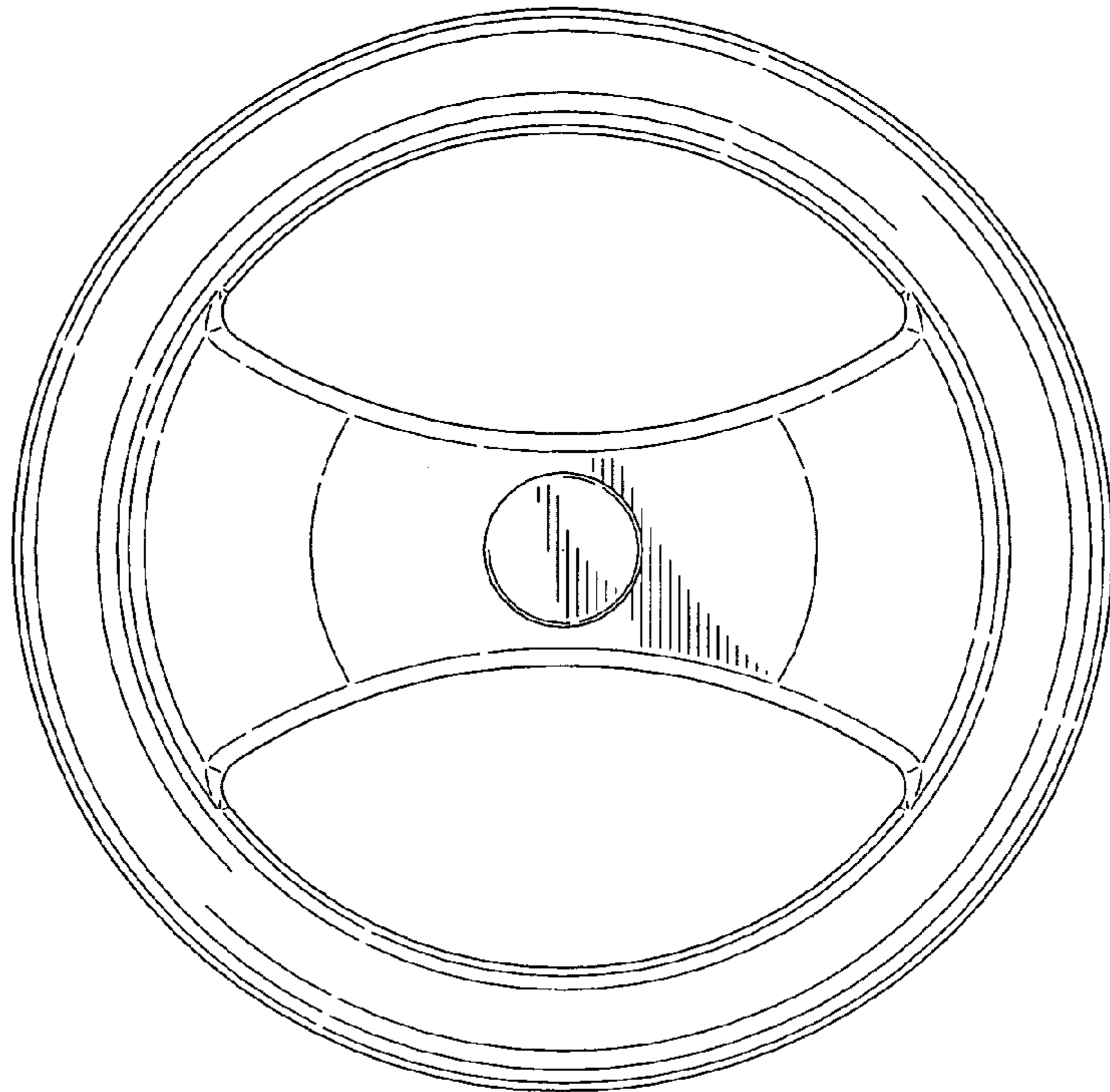


FIG. 7




FIG. 8

