



US00D637649S

(12) **United States Design Patent**
Beukema et al.

(10) **Patent No.:** **US D637,649 S**

(45) **Date of Patent:** **** May 10, 2011**

(54) **COMBINED HOLDER AND DIVIDER**

(75) Inventors: **James Beukema**, Ada, MI (US); **Robert Scheper**, Grand Rapids, MI (US)

(73) Assignee: **Steelcase Inc.**, Grand Rapids, MI (US)

(**) Term: **14 Years**

(21) Appl. No.: **29/363,370**

(22) Filed: **Jun. 8, 2010**

(51) **LOC (9) Cl.** **19-02**

(52) **U.S. Cl.** **D19/90**

(58) **Field of Classification Search** D6/449,
D6/473, 474, 477, 478, 479, 553, 332, 509,
D6/510; D19/75, 77, 78, 86-87, 90-92;
206/215; 211/10, 11, 45, 50, 55, 126.1, 126.2,
211/126.13, 126.16; 312/183
See application file for complete search history.

(56) **References Cited**

U.S. PATENT DOCUMENTS

1,065,613	A *	6/1913	Jacobus	40/122
2,691,837	A *	10/1954	Gove	40/643
D201,702	S *	7/1965	Howard	D6/518
D264,786	S *	6/1982	Faas et al.	D6/475
4,478,339	A *	10/1984	Herr et al.	211/126.2
D285,152	S *	8/1986	Smith	D6/449
D286,600	S *	11/1986	Meyer et al.	D6/573
D298,265	S *	10/1988	Snider et al.	D19/90
D301,101	S *	5/1989	Meyer	D6/567
4,828,120	A *	5/1989	Beil et al.	211/88.01
D307,445	S *	4/1990	Greenhut et al.	D19/78
4,928,818	A *	5/1990	Friess et al.	206/309
D308,784	S *	6/1990	Liptak	D6/553
D313,310	S *	1/1991	Kotkas	D3/265
D321,446	S *	11/1991	Liptak	D6/475
D339,017	S *	9/1993	Goodman et al.	D6/567

D370,029	S *	5/1996	Green et al.	D19/90
D391,990	S *	3/1998	Wolff	D19/78
D419,350	S *	1/2000	Baron	D6/553
D431,775	S *	10/2000	Plattner et al.	D9/415
D438,904	S *	3/2001	Reynolds	D19/90
D444,816	S *	7/2001	Stravitz	D19/90
D457,736	S *	5/2002	Simons et al.	D6/332
6,431,354	B1 *	8/2002	Irisawa	206/309
D486,185	S *	2/2004	Sheldon et al.	D19/90
D494,813	S *	8/2004	Nguyen	D7/412
D505,257	S *	5/2005	DiMarchi et al.	D3/215
D507,871	S *	8/2005	DiMarchi et al.	D3/215
D521,279	S *	5/2006	Bouroullec et al.	D6/491
D555,406	S *	11/2007	Burt	D6/567
D595,775	S *	7/2009	Weinstein	D19/90
D617,125	S *	6/2010	Erickson	D6/511

* cited by examiner

Primary Examiner — Elizabeth A Albert

(74) *Attorney, Agent, or Firm* — Quarles & Brady LLP

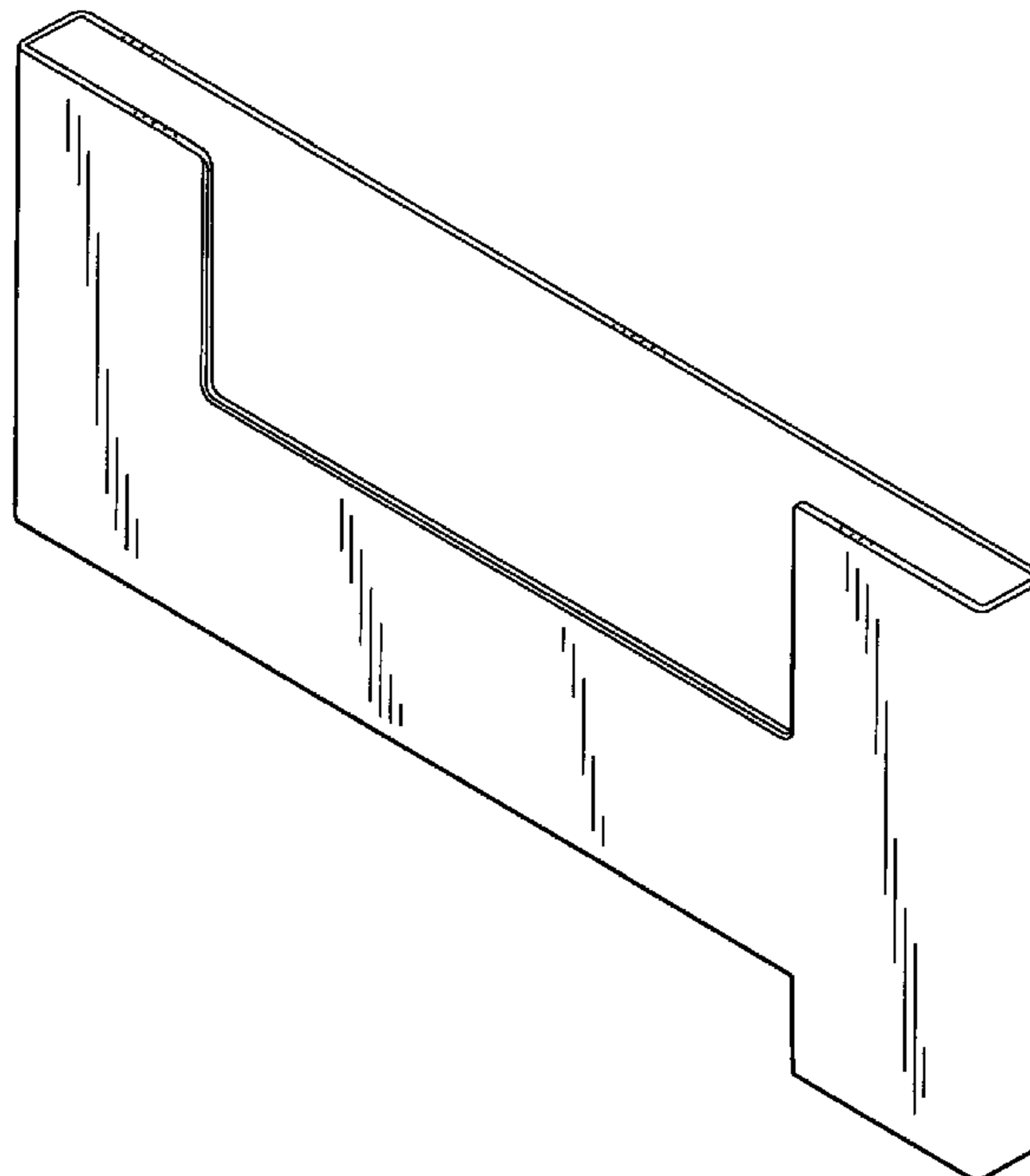
(57) **CLAIM**

The ornamental design for a combined holder and divider, as shown and described.

DESCRIPTION

FIG. 1 is a right, top, front, perspective view of a combined holder and divider showing our new design; FIG. 2 is a front elevational view thereof; FIG. 3 is a right side elevational view thereof; FIG. 4 is a rear elevational view thereof; FIG. 5 is a left side elevational view thereof; FIG. 6 is a top plan view thereof; and, FIG. 7 is bottom plan view thereof. The broken lines in FIG. 6 are for the purpose of illustrating unclaimed inside surfaces of the design and form no part of the claim.

1 Claim, 4 Drawing Sheets



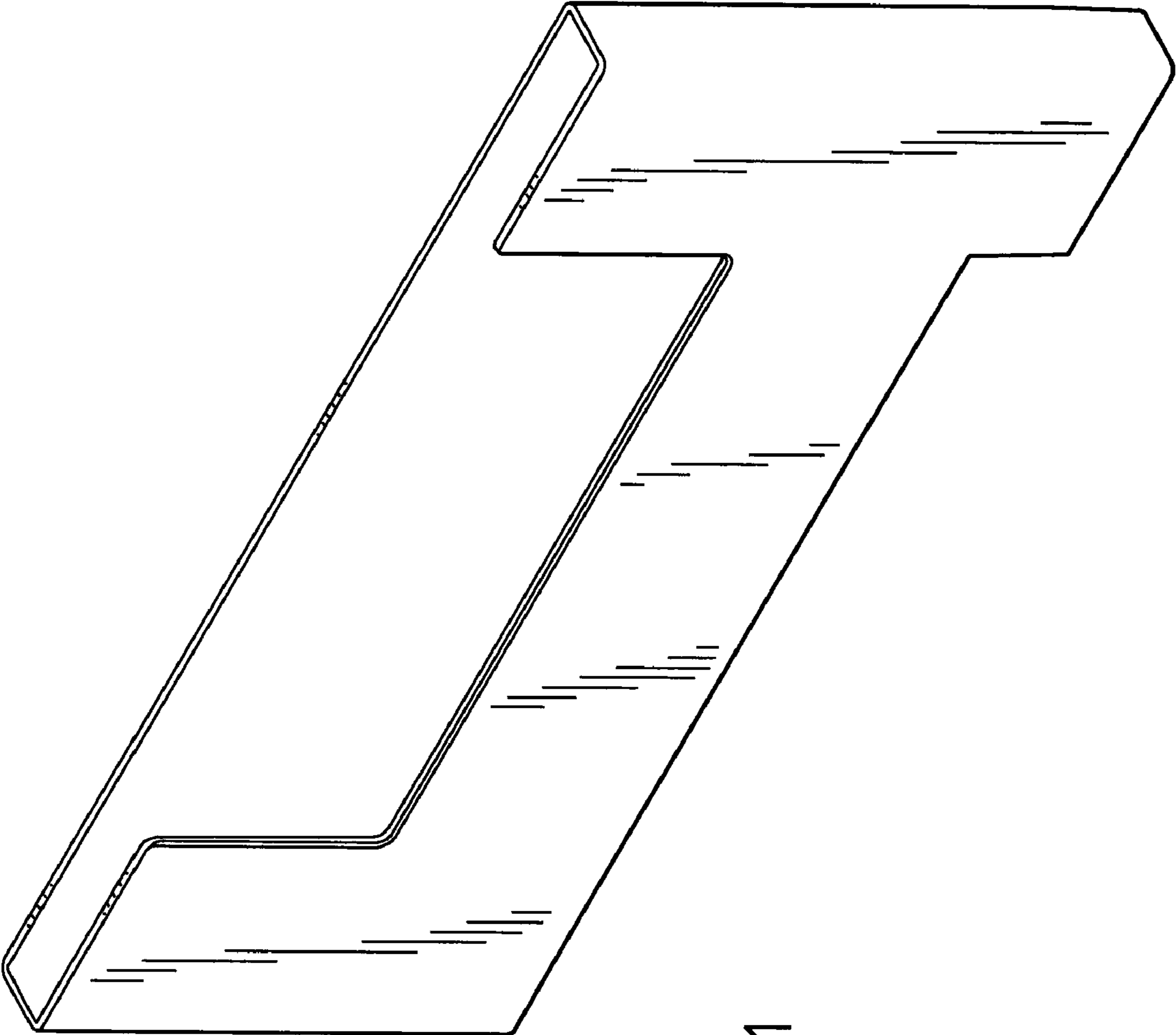


FIG. 1

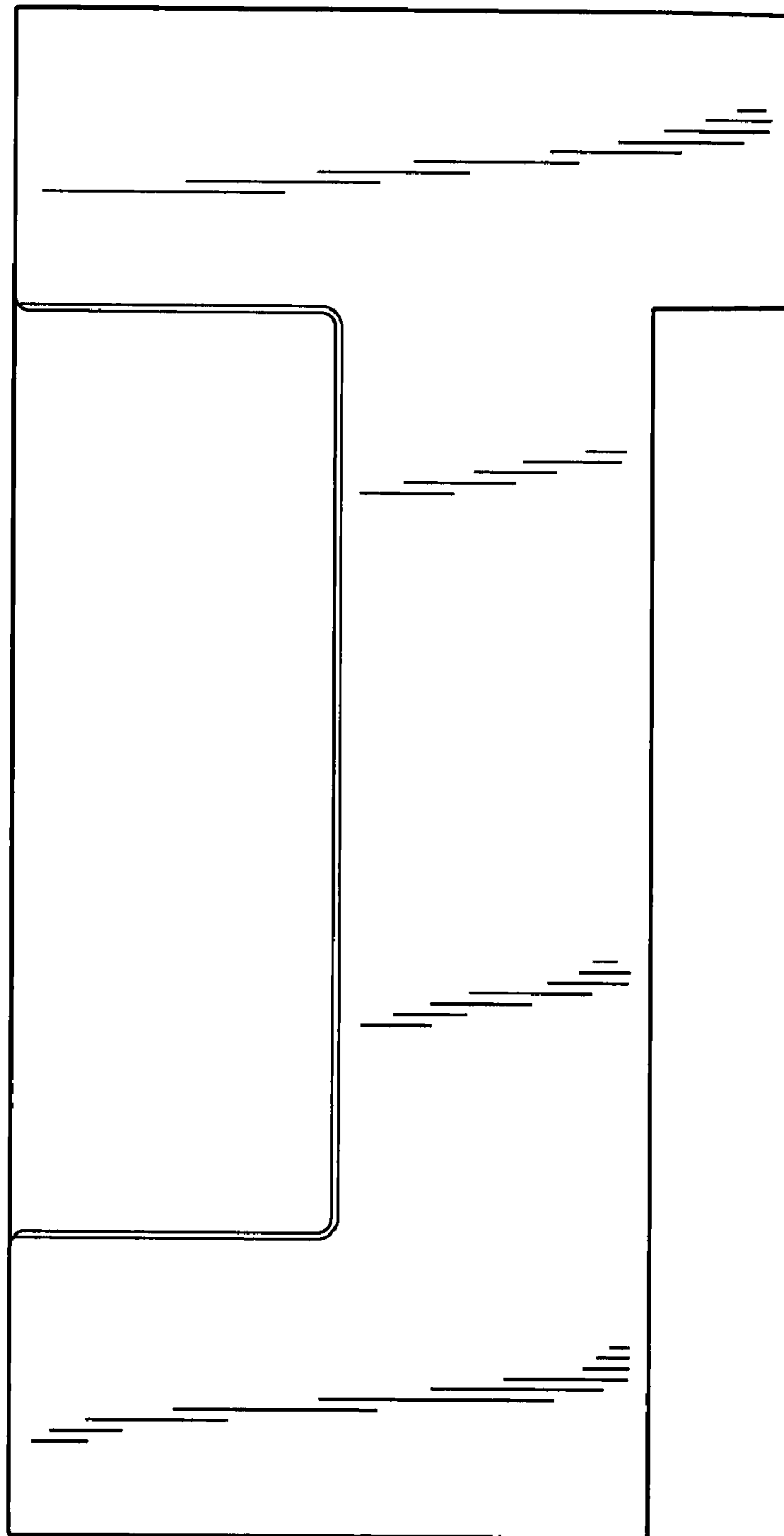


FIG. 2




FIG. 3




FIG. 5




FIG. 4

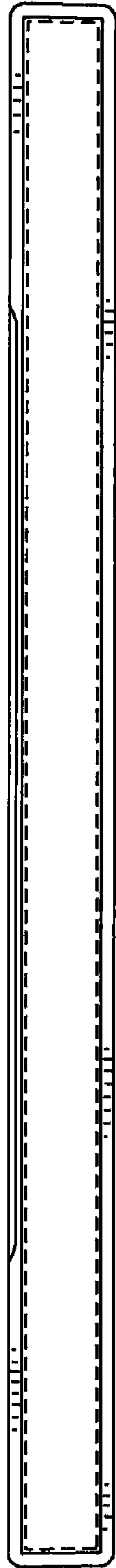


FIG. 6




FIG. 7