



US00D637642S

(12) **United States Design Patent**
Lim et al.

(10) **Patent No.:** **US D637,642 S**

(45) **Date of Patent:** **** May 10, 2011**

(54) **PROJECTOR**

(75) Inventors: **Jae Won Lim**, Seoul (KR); **Woo Suk Park**, Jeonbuk (KR); **Jong Chul Kim**, Gyeonggi-do (KR); **Hye Young Hong**, Seoul (KR)

(73) Assignee: **LG Electronics Inc.**, Seoul (KR)

(**) Term: **14 Years**

(21) Appl. No.: **29/360,995**

(22) Filed: **May 4, 2010**

(30) **Foreign Application Priority Data**

Nov. 9, 2009 (KR) 30-2009-0049163

(51) **LOC (9) Cl.** **16-02**

(52) **U.S. Cl.** **D16/230; D16/225**

(58) **Field of Classification Search** D16/205,
D16/208, 221, 225, 230-231, 234; D21/514;
353/115, 119, 122

See application file for complete search history.

(56) **References Cited**

U.S. PATENT DOCUMENTS

D442,983 S *	5/2001	Goto et al.	D16/230
D480,409 S *	10/2003	Wang et al.	D16/230
D516,603 S *	3/2006	Yeh et al.	D16/230
D517,108 S *	3/2006	Chang et al.	D16/230
D523,058 S *	6/2006	On et al.	D16/230

D531,654 S *	11/2006	Lin et al.	D16/230
D545,865 S *	7/2007	Azuma et al.	D16/230
D555,696 S *	11/2007	Naruki	D16/230
D600,735 S *	9/2009	Chigira et al.	D16/225
D615,575 S *	5/2010	Inoue et al.	D16/230

* cited by examiner

Primary Examiner — Ian Simmons

Assistant Examiner — Wan Laymon

(74) *Attorney, Agent, or Firm* — Morgan, Lewis & Bockius LLP

(57) **CLAIM**

The ornamental design for a projector, as shown and described.

DESCRIPTION

FIG. 1 is a top, front, perspective view of a projector showing our new design;

FIG. 2 is a front view thereof;

FIG. 3 is a rear view thereof;

FIG. 4 is a left side view thereof;

FIG. 5 is a right side view thereof;

FIG. 6 is a top view thereof; and,

FIG. 7 is a bottom view thereof.

The broken lines showing portions of a projector are included for the purpose of illustrating environmental structure and form no part of the claimed design.

1 Claim, 4 Drawing Sheets

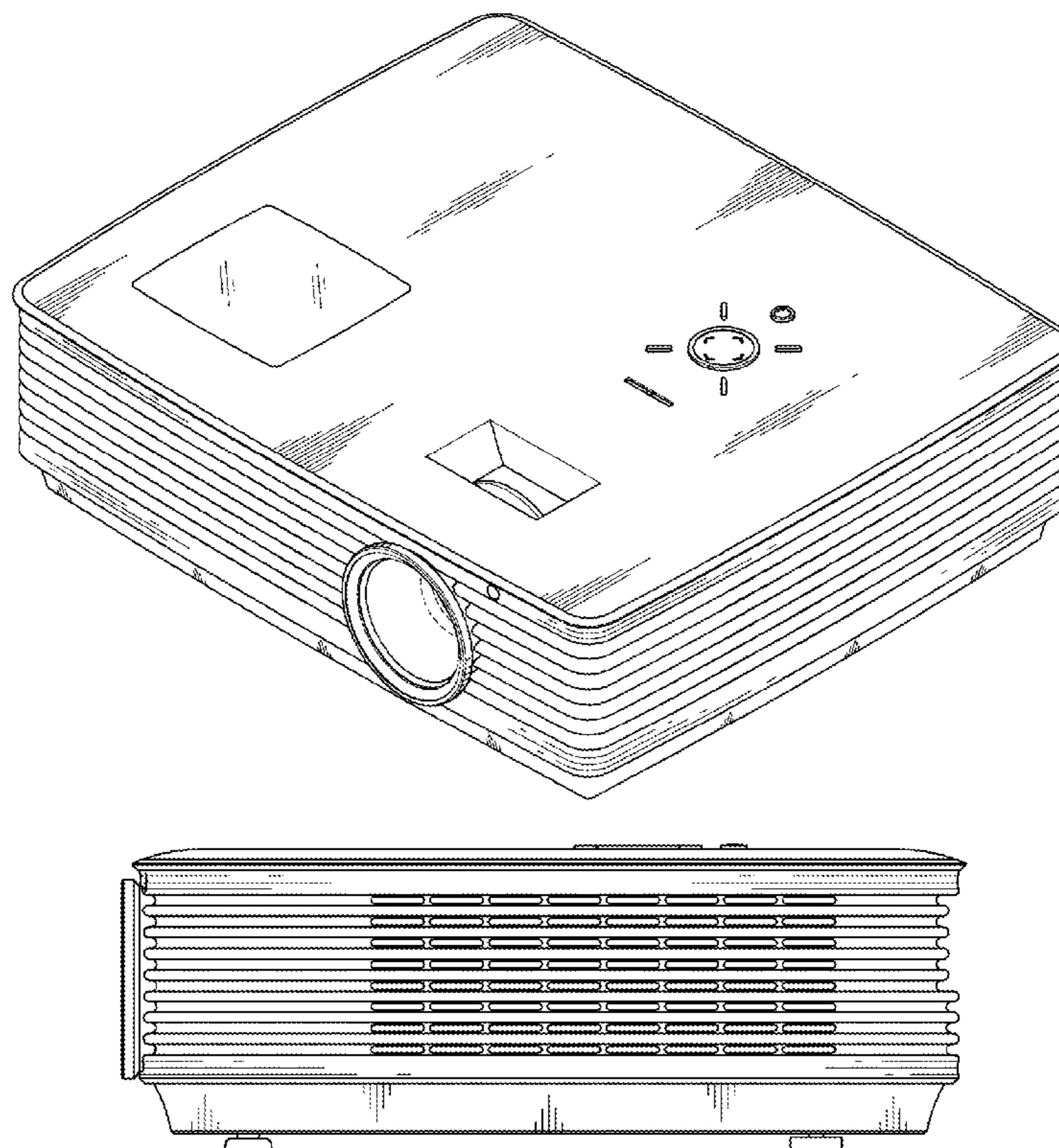


FIG. 1

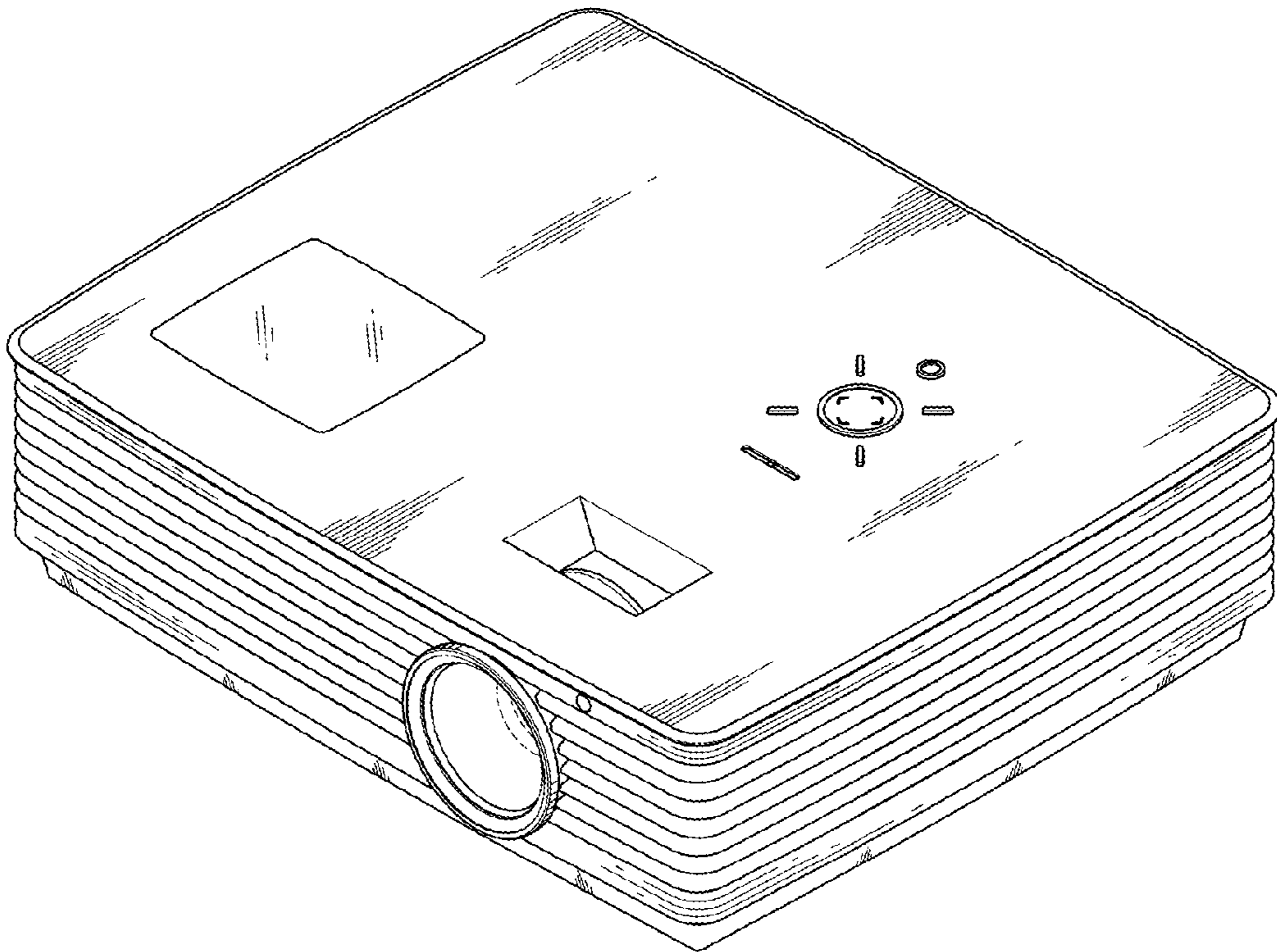


FIG. 2

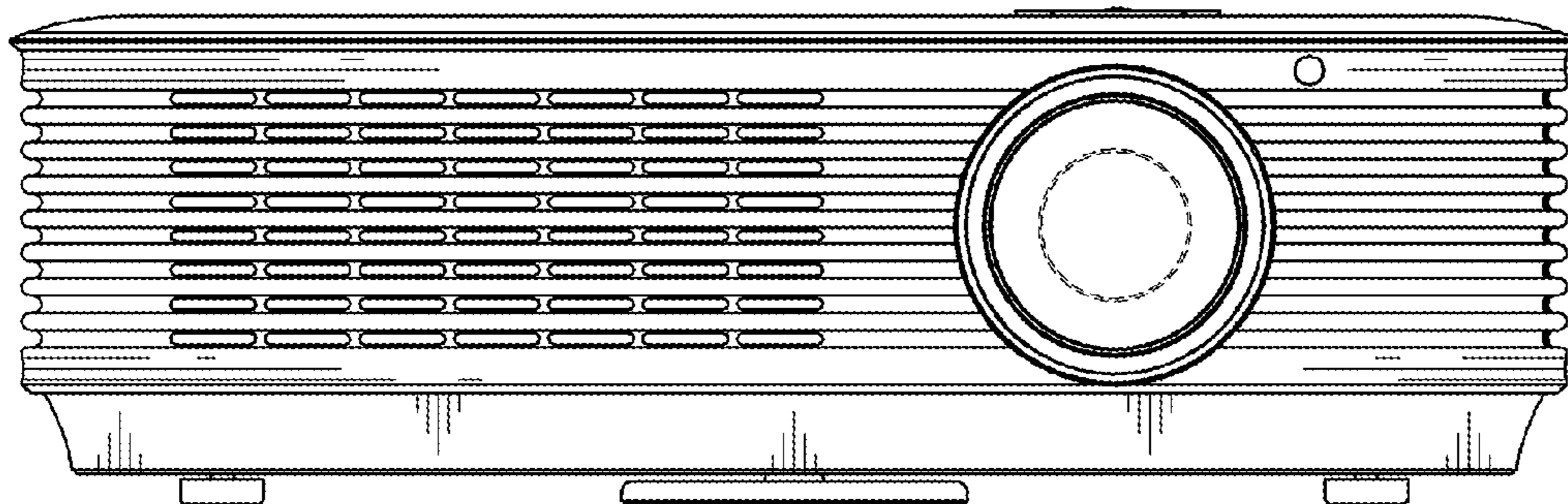


FIG. 3

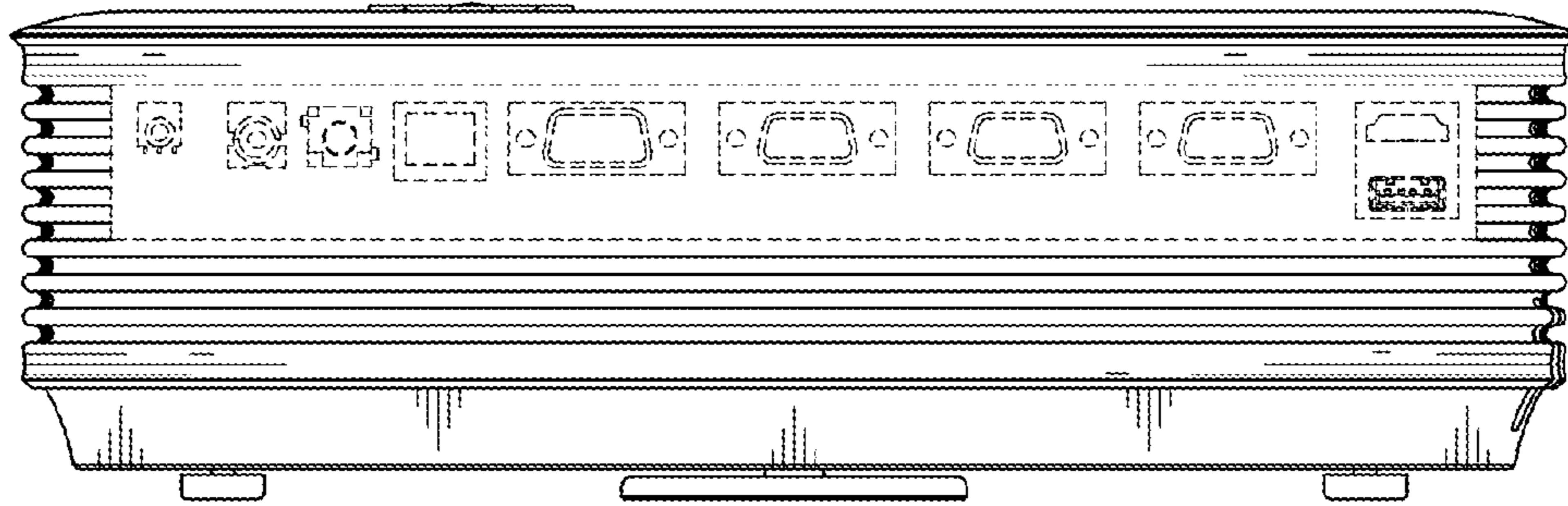


FIG. 4




FIG. 5

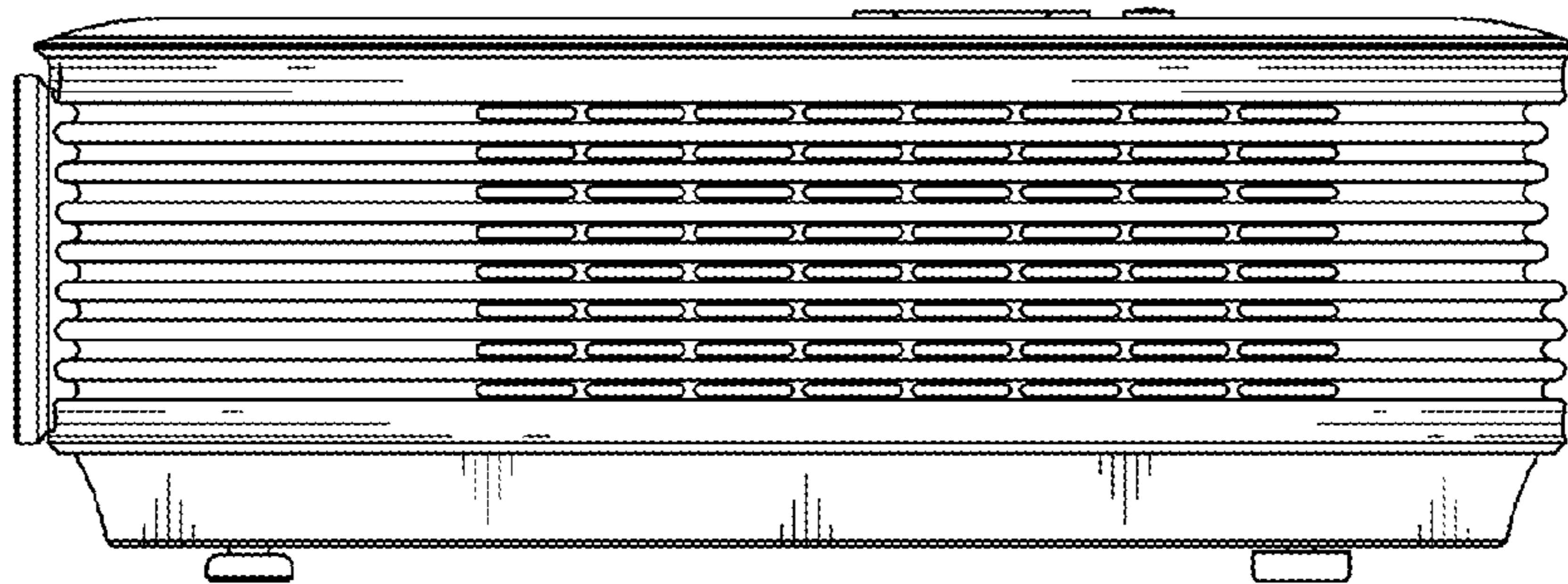


FIG. 6

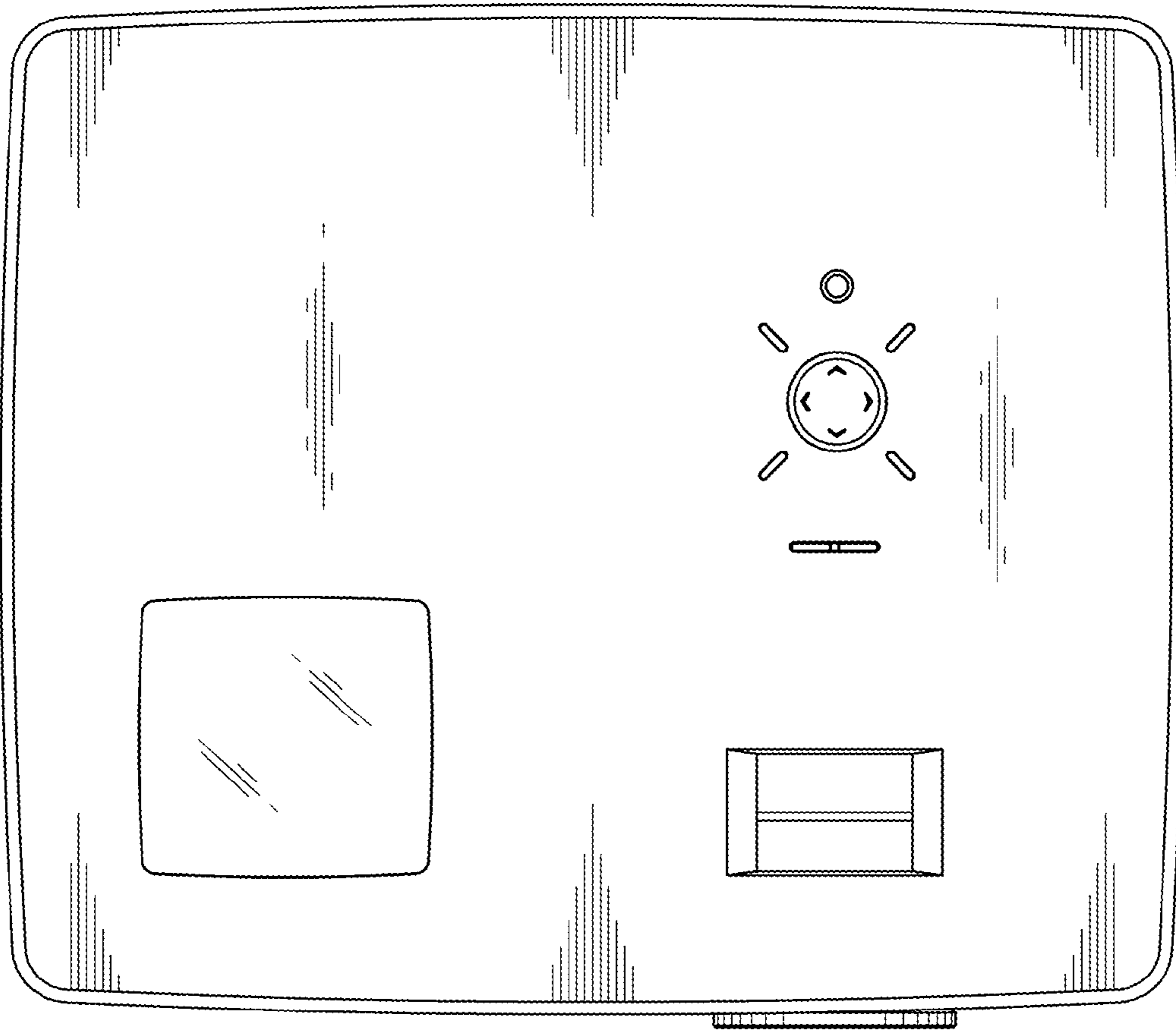


FIG. 7

