



US00D637633S

(12) **United States Design Patent**  
**Young et al.**

(10) **Patent No.:** **US D637,633 S**

(45) **Date of Patent:** **\*\* May 10, 2011**

(54) **HAMMER**

(75) Inventors: **Roger T. Young**, Prophetstown, IL (US);  
**Loren Bakko**, Glenwood, MN (US)

(73) Assignee: **Genesis III, Inc.**, Prophetstown, IL (US)

(\*\*) Term: **14 Years**

(21) Appl. No.: **29/378,434**

(22) Filed: **Nov. 4, 2010**

(51) **LOC (9) Cl.** ..... **15-09**

(52) **U.S. Cl.** ..... **D15/123**

(58) **Field of Classification Search** ..... D15/123,  
D15/124, 126, 138; 241/73, 74, 189.1, 193-197,  
241/294, 300

See application file for complete search history.

(56) **References Cited**

U.S. PATENT DOCUMENTS

1,787,526 A \* 1/1931 Honstain ..... 164/111  
2,721,707 A \* 10/1955 Reinhardt ..... 241/197  
D544,503 S \* 6/2007 Young ..... D15/123

D544,504 S \* 6/2007 Young ..... D15/123  
2008/0011890 A1 \* 1/2008 Young ..... 241/195  
2009/0224090 A1 \* 9/2009 Young ..... 241/195

\* cited by examiner

*Primary Examiner* — Patricia Palasik

(74) *Attorney, Agent, or Firm* — Hamilton IP Law, PC.; Jay R. Hamilton; Charles A. Damschen

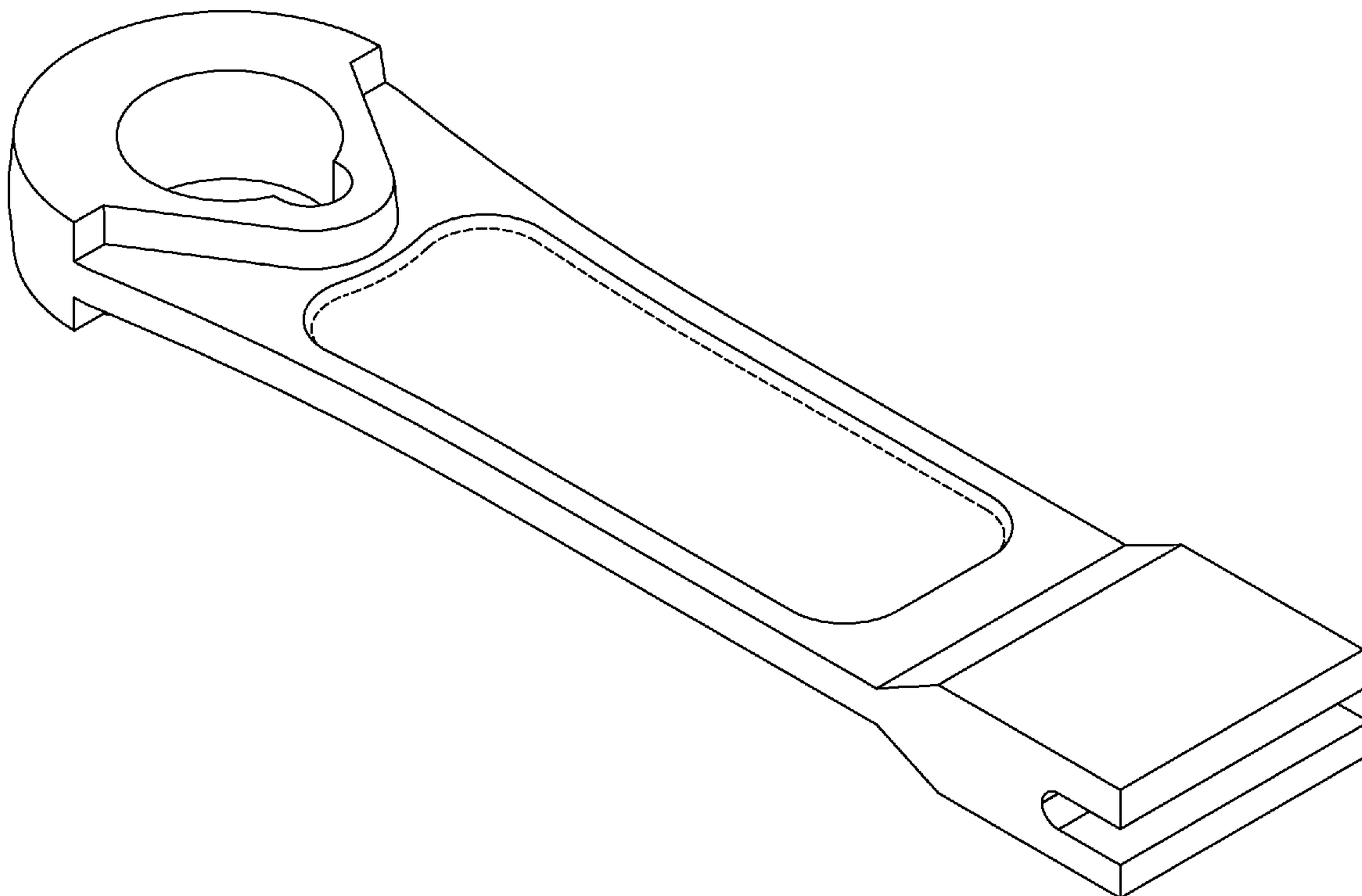
(57) **CLAIM**

The ornamental design for a hammer, as shown and described.

**DESCRIPTION**

FIG. 1 is a front perspective view showing my new design;  
FIG. 2 is a top view thereof;  
FIG. 3 is a bottom side view thereof;  
FIG. 4 is a left side view of FIG. 1 thereof;  
FIG. 5 is right side view of FIG. 1 thereof;  
FIG. 6 is a first end view of FIG. 1 thereof; and,  
FIG. 7 is a second end view of FIG. 1 thereof.  
The broken lines in the drawings depict unclaimed environmental subject matter and form no part of the claimed design.

**1 Claim, 5 Drawing Sheets**



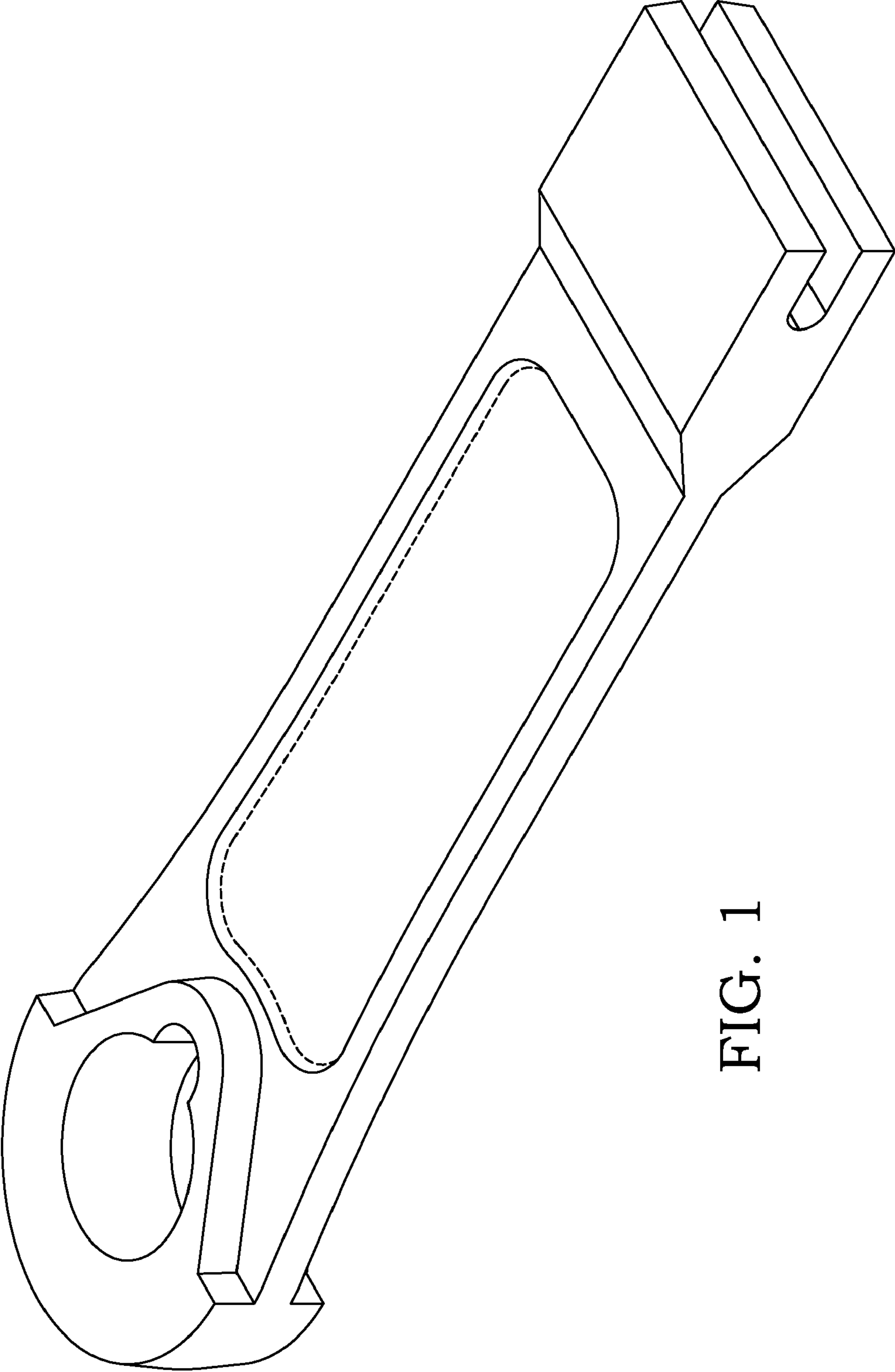


FIG. 1

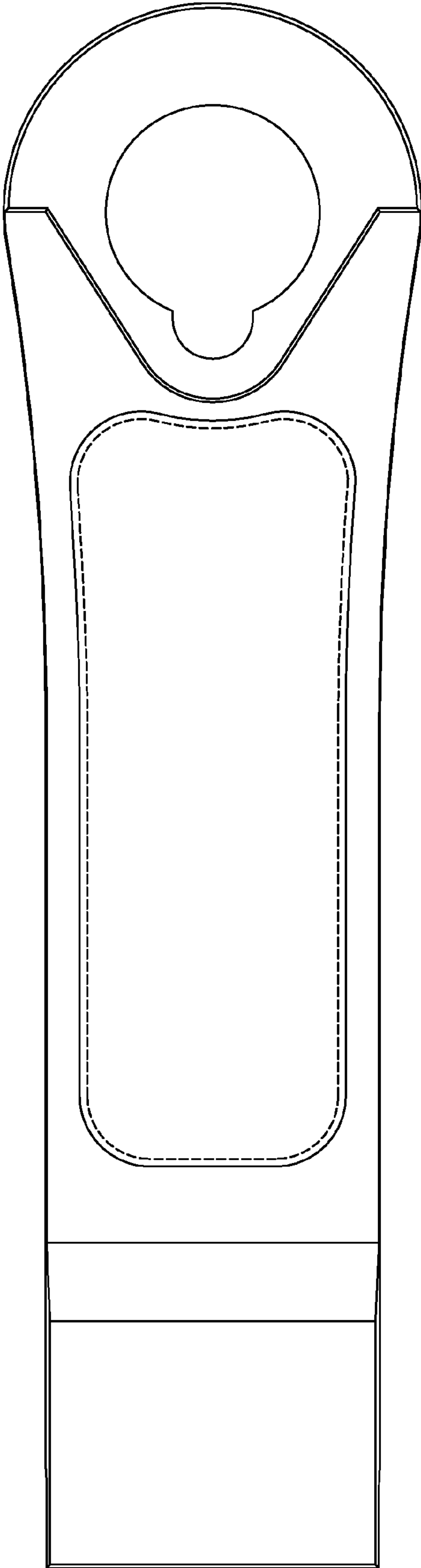


FIG. 2

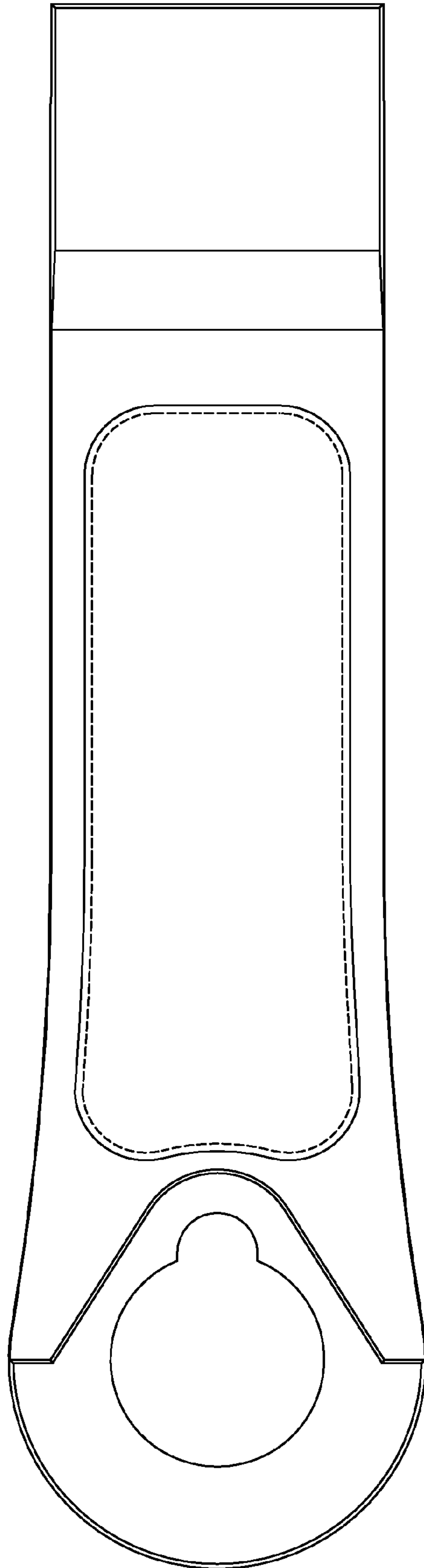


FIG. 3

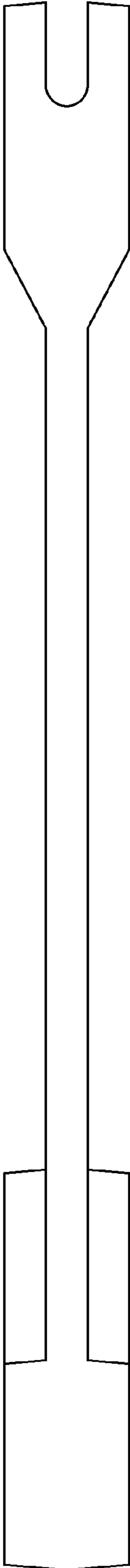


FIG. 4

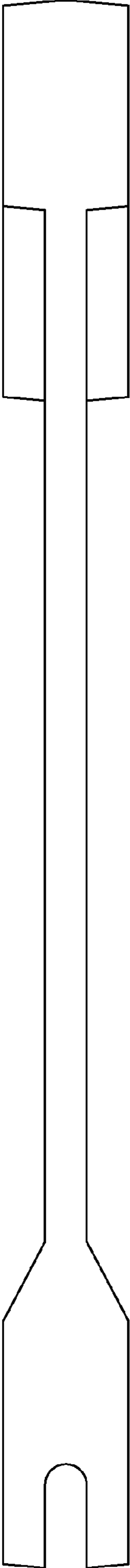


FIG. 5




FIG. 7




FIG. 6