



US00D637624S

(12) **United States Design Patent**  
**Hansen**

(10) **Patent No.:** **US D637,624 S**

(45) **Date of Patent:** **\*\* May 10, 2011**

(54) **PROTECTING CAP FOR A COMPRESSOR**

(75) Inventor: **Kristoffer Riemann Hansen**, Broager  
(DK)

(73) Assignee: **Danfoss A/S**, Nordborg (DK)

(\*\*) Term: **14 Years**

(21) Appl. No.: **29/234,517**

(22) Filed: **Jul. 19, 2005**

(30) **Foreign Application Priority Data**

Jan. 22, 2005 (CN) ..... 2005 3 0001530

(51) **LOC (9) Cl.** ..... **15-02**

(52) **U.S. Cl.** ..... **D15/8**

(58) **Field of Classification Search** ..... D15/7-9;  
D23/231-232; 417/359, 415-416, 410.1,  
417/321, 265, 405

See application file for complete search history.

(56) **References Cited**

U.S. PATENT DOCUMENTS

D409,677 S *	5/1999	Jensen .....	D21/487
D492,326 S *	6/2004	Hsiao .....	D15/9
D497,917 S *	11/2004	Harper et al. ....	D15/9
D507,279 S *	7/2005	Harper et al. ....	D15/9
D507,280 S *	7/2005	Chu et al. ....	D15/9
D574,866 S *	8/2008	Yoshida .....	D15/199

\* cited by examiner

*Primary Examiner* — Ralf Seifert

(74) *Attorney, Agent, or Firm* — McCormick, Paulding & Huber LLP

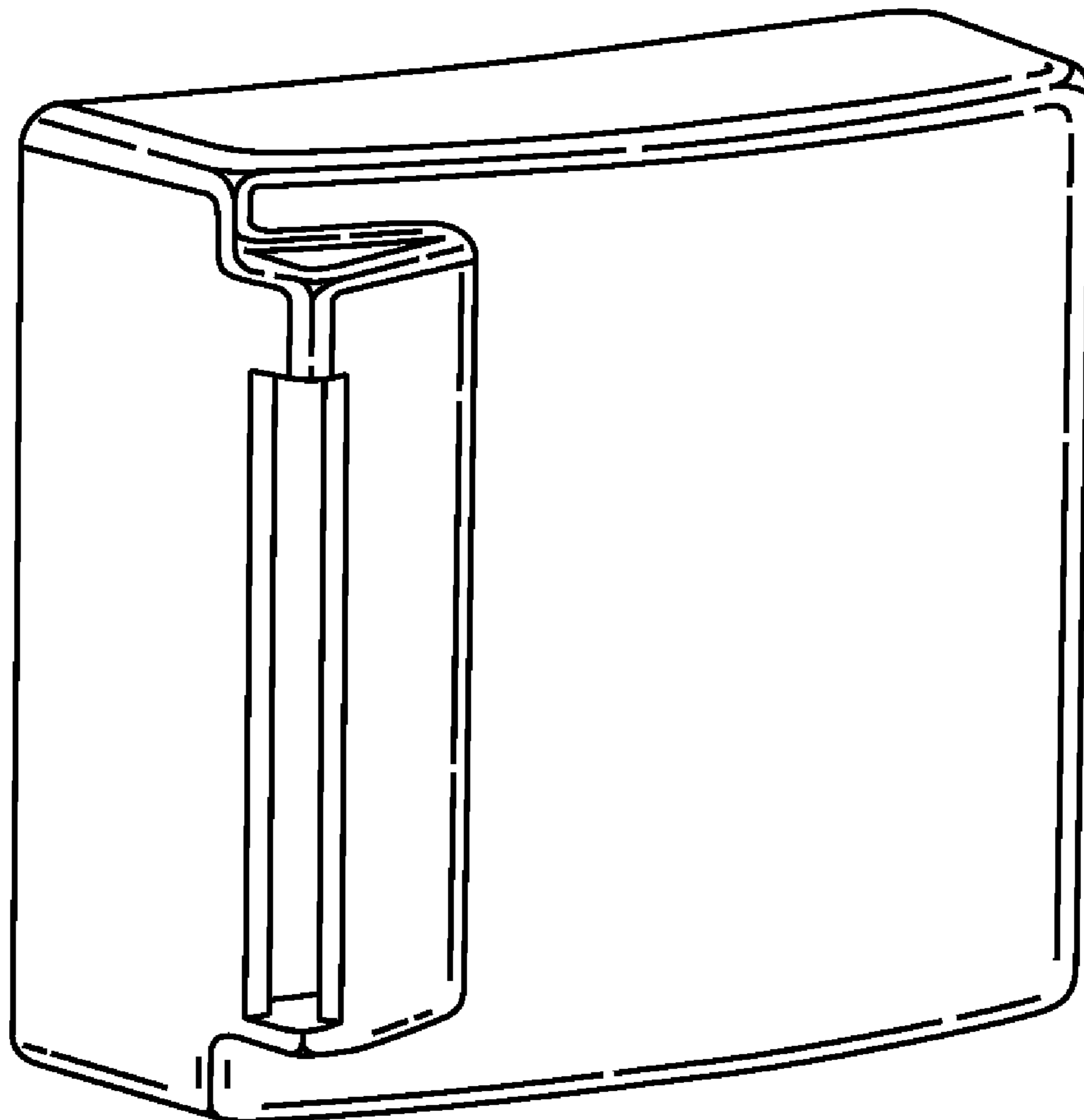
(57) **CLAIM**

The ornamental design for a protecting cap for a compressor, as shown and described.

**DESCRIPTION**

FIG. 1 is a perspective view as seen from the top, front and left hand side of the protecting cap for a compressor or similar article thereof; and, FIG. 2 is a perspective view as seen from the top, front and right hand side of the protecting cap for a compressor. No claim is made to the bottom or rear views which are omitted from the drawings.

**1 Claim, 1 Drawing Sheet**



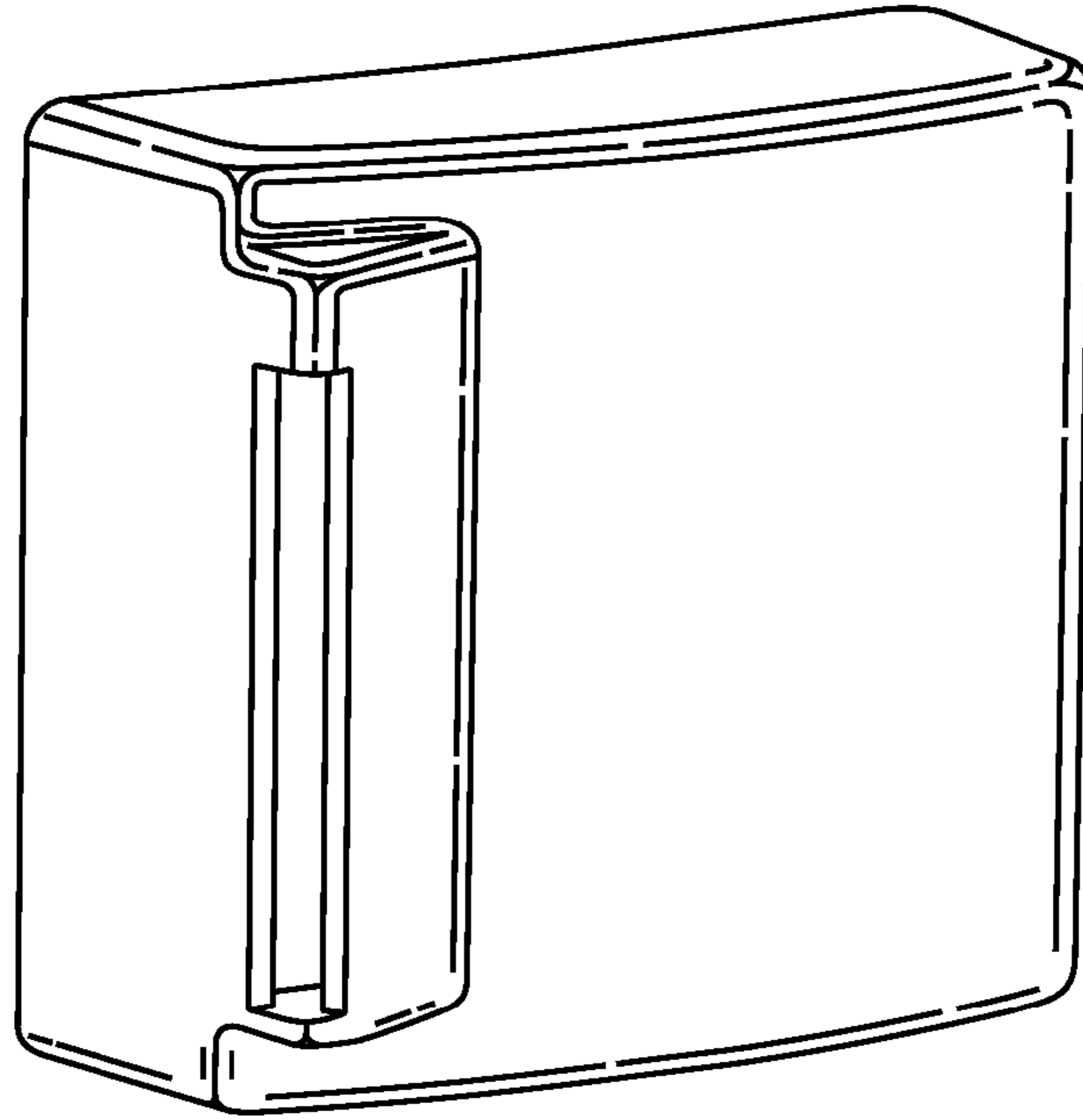


FIG. 1

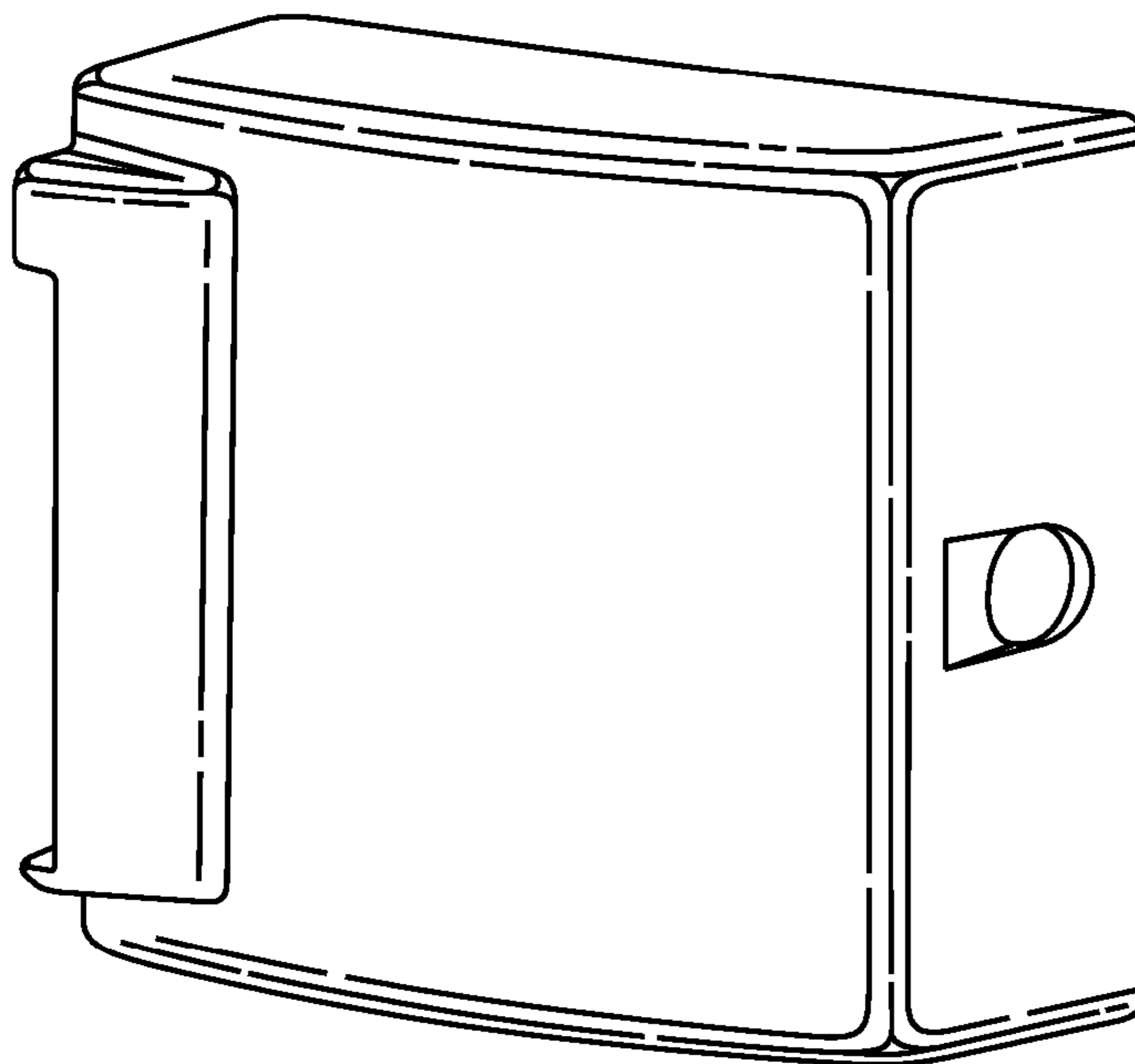


FIG. 2