



US00D637595S

(12) **United States Design Patent**  
**Mizusugi**

(10) **Patent No.:** **US D637,595 S**

(45) **Date of Patent:** **\*\* May 10, 2011**

(54) **COMBINED PRINTER AND DISPLAY**

(75) Inventor: **Kanji Mizusugi**, Osaka (JP)

(73) Assignee: **Sharp Kabushiki Kaisha**, Osaka (JP)

(\*\*) Term: **14 Years**

(21) Appl. No.: **29/363,562**

(22) Filed: **Jun. 11, 2010**

(30) **Foreign Application Priority Data**

Dec. 11, 2009 (JP) ..... 2009-028883

(51) **LOC (9) Cl.** ..... **14-02**

(52) **U.S. Cl.** ..... **D14/307; D14/303; D14/900;**  
D14/902

(58) **Field of Classification Search** ..... D14/125,  
D14/126, 303, 307, 332, 335, 336, 371-376,  
D14/387, 900-902; D18/3.1-3.3, 4.1-4.6,  
D18/6-8, 11, 12, 12.1-12.3; D20/10; D21/324,  
D21/329, 332; D99/28, 34-36, 43; 235/1 L,  
235/2, 7 R, 12, 22, 33, 51, 52; 705/12, 15-18,  
705/43

See application file for complete search history.

(56) **References Cited**

U.S. PATENT DOCUMENTS

D339,166	S	*	9/1993	Pearlson	.....	D20/10
D421,071	S	*	2/2000	Jacobs	.....	D14/336
D436,630	S	*	1/2001	Gonsiorowski et al.	.....	D20/10
D486,827	S	*	2/2004	Detallante	.....	D18/4.5
D494,582	S	*	8/2004	Lancaster, Jr.	.....	D14/335
D525,282	S	*	7/2006	Barnes et al.	.....	D18/4.5
D569,898	S	*	5/2008	Masuda	.....	D18/4.5
D570,345	S	*	6/2008	Lee et al.	.....	D14/336
D605,191	S	*	12/2009	Kuroda et al.	.....	D14/307
D608,775	S	*	1/2010	Leung	.....	D14/307

\* cited by examiner

*Primary Examiner* — Garth Rademaker

(74) *Attorney, Agent, or Firm* — Nixon & Vanderhye, P.C.


(57) **CLAIM**

The ornamental design for “combined printer and display,” as shown and described.

**DESCRIPTION**

FIG. 1 is an upper front right perspective view of the combined printer and display in accordance with my new design; FIG. 2 is a front elevation view thereof; FIG. 3 is a rear elevation view thereof; FIG. 4 is a top plan view thereof; FIG. 5 is a bottom plan view thereof; FIG. 6 is a right side elevation view thereof; and, FIG. 7 is a left side elevation view thereof. The broken lines depict portions of the article which form no part of the claimed design.

**1 Claim, 6 Drawing Sheets**






FIG. 1




FIG. 2




FIG. 3




FIG. 4

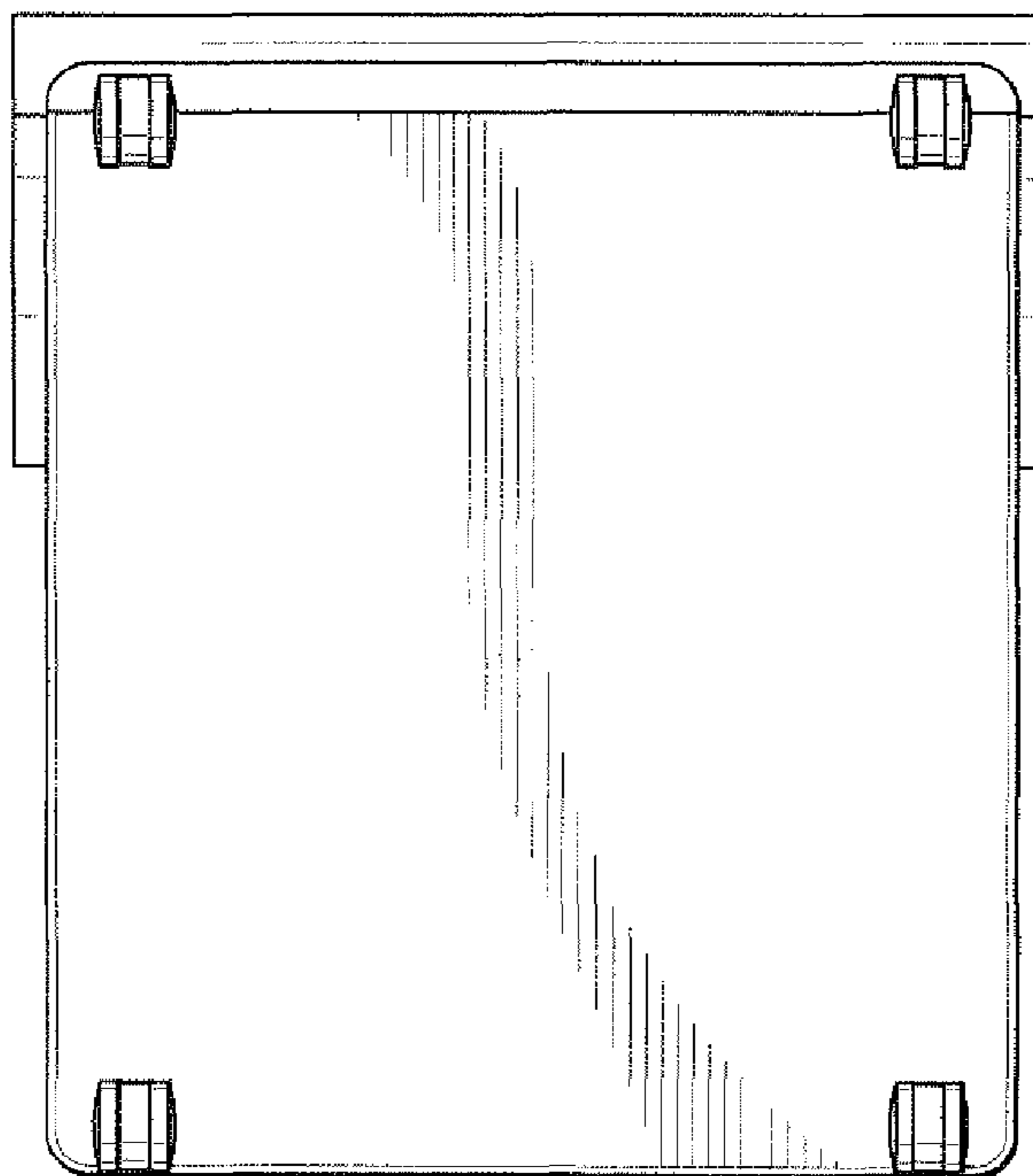


FIG. 5

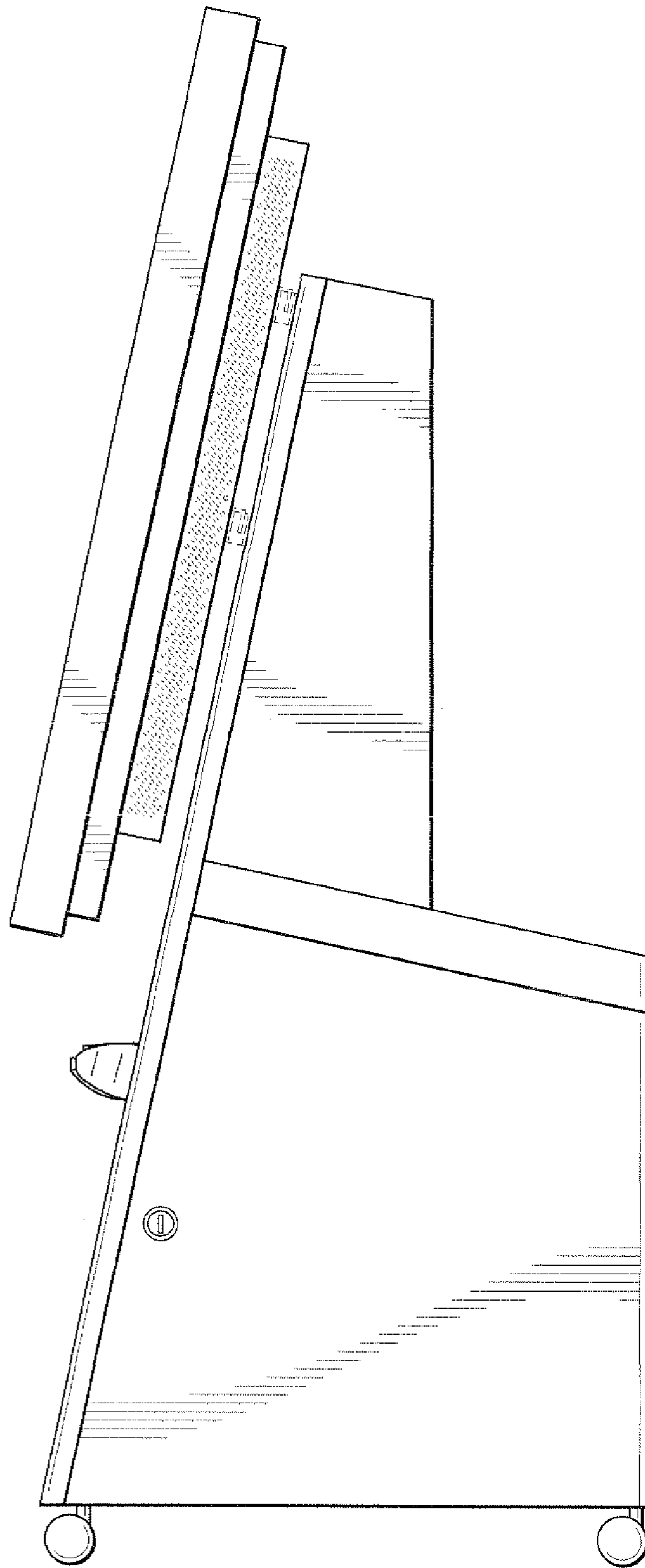


FIG. 6

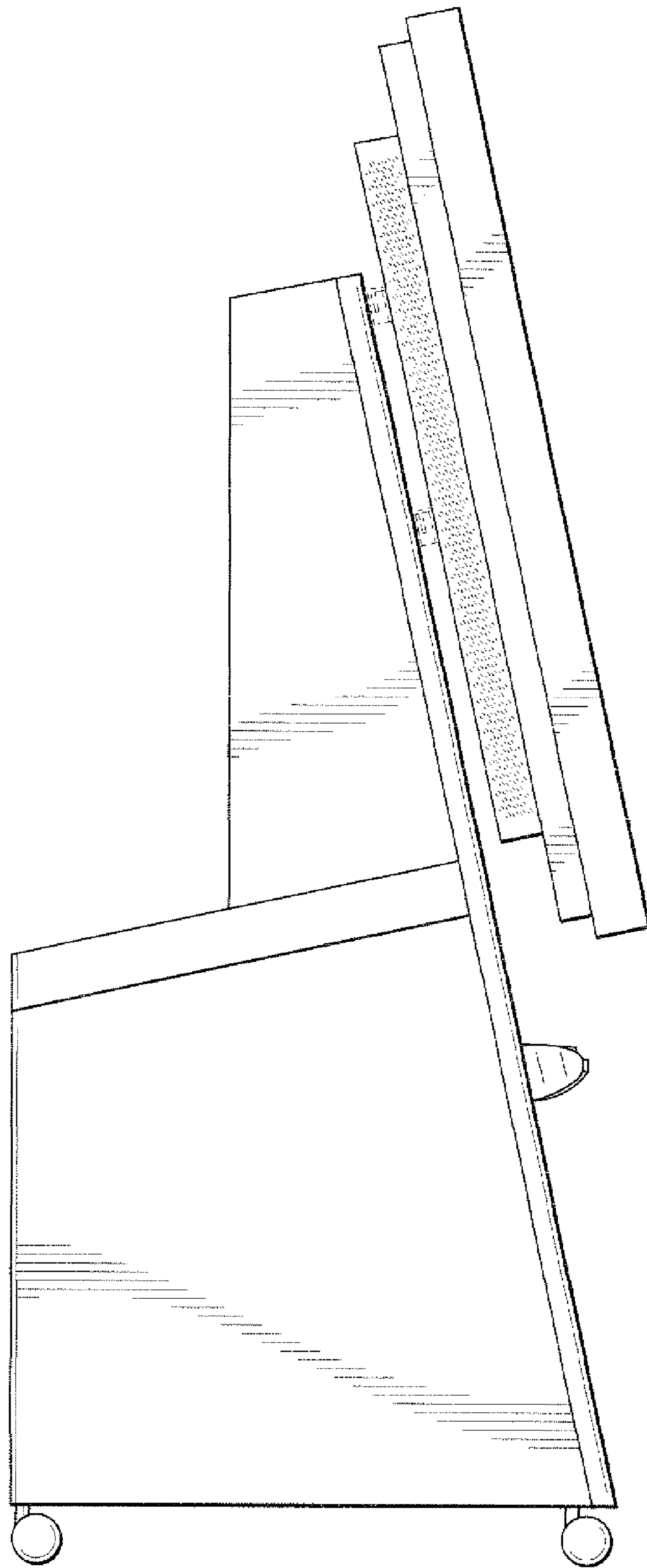


FIG. 7