



US00D637592S

(12) **United States Design Patent**  
**Magness et al.**

(10) **Patent No.:** **US D637,592 S**  
(45) **Date of Patent:** **\*\* May 10, 2011**

(54) **CASE**

(75) Inventors: **Cameron Magness**, Fort Collins, CO  
(US); **Alan Morine**, Fort Collins, CO  
(US); **Adam Wibby**, Fort Collins, CO  
(US); **Zachary Dunkin**, Wellington, CO  
(US)

(73) Assignee: **Otter Products, LLC**, Fort Collins, CO  
(US)

(\*\*) Term: **14 Years**

(21) Appl. No.: **29/375,658**

(22) Filed: **Sep. 24, 2010**

(51) **LOC (9) Cl.** ..... **14-03**

(52) **U.S. Cl.** ..... **D14/250**

(58) **Field of Classification Search** ..... D14/250,  
D14/440; D3/201, 218, 269, 301, 273; D13/103;  
220/4.02; 224/191, 240, 241, 245, 682-683;  
248/309.1; 361/679.56; 379/426, 433.11,  
379/455; 455/575.1, 575.8; 190/100; 206/305,  
206/320

See application file for complete search history.

(56) **References Cited**

**U.S. PATENT DOCUMENTS**

|          |   |   |         |                   |       |         |
|----------|---|---|---------|-------------------|-------|---------|
| D574,819 | S | * | 8/2008  | Andre et al.      | ..... | D3/269  |
| D575,056 | S | * | 8/2008  | Tan               | ..... | D3/218  |
| D605,850 | S | * | 12/2009 | Richardson et al. | ..... | D3/218  |
| D609,900 | S | * | 2/2010  | Behar et al.      | ..... | D3/201  |
| D615,078 | S | * | 5/2010  | Bradley           | ..... | D14/250 |
| D615,536 | S | * | 5/2010  | Richardson et al. | ..... | D14/250 |
| D616,361 | S | * | 5/2010  | Huang             | ..... | D13/103 |
| D617,787 | S | * | 6/2010  | Richardson et al. | ..... | D14/250 |
| D618,230 | S | * | 6/2010  | Brown et al.      | ..... | D14/250 |

|              |    |   |         |                   |       |           |
|--------------|----|---|---------|-------------------|-------|-----------|
| D619,361     | S  | * | 7/2010  | Andre et al.      | ..... | D3/269    |
| D619,574     | S  | * | 7/2010  | Richardson et al. | ..... | D14/250   |
| D621,395     | S  | * | 8/2010  | Richardson et al. | ..... | D14/250   |
| D621,821     | S  | * | 8/2010  | Richardson et al. | ..... | D14/250   |
| D622,716     | S  | * | 8/2010  | Andre et al.      | ..... | D14/250   |
| D623,180     | S  | * | 9/2010  | Diebel            | ..... | D14/250   |
| D623,640     | S  | * | 9/2010  | Freeman           | ..... | D14/250   |
| D624,064     | S  | * | 9/2010  | Esposito          | ..... | D14/250   |
| D626,121     | S  | * | 10/2010 | Richardson et al. | ..... | D14/250   |
| D626,538     | S  | * | 11/2010 | Brown et al.      | ..... | D14/250   |
| D628,994     | S  | * | 12/2010 | Griffin et al.    | ..... | D14/250   |
| 2010/0203931 | A1 | * | 8/2010  | Hynecek et al.    | ..... | 455/575.8 |
| 2010/0240427 | A1 | * | 9/2010  | Lee               | ..... | 455/575.8 |
| 2010/0300909 | A1 | * | 12/2010 | Hung              | ..... | 206/320   |

\* cited by examiner

*Primary Examiner* — Robert M Spear

*Assistant Examiner* — Carla Jobe Wright

(57) **CLAIM**

The ornamental design for a case, as shown and described.

**DESCRIPTION**

FIG. 1 is a front isometric view of a case showing our new design;

FIG. 2 is a rear isometric view thereof;

FIG. 3 is a front view thereof;

FIG. 4 is a rear view thereof;

FIG. 5 is a left view thereof;


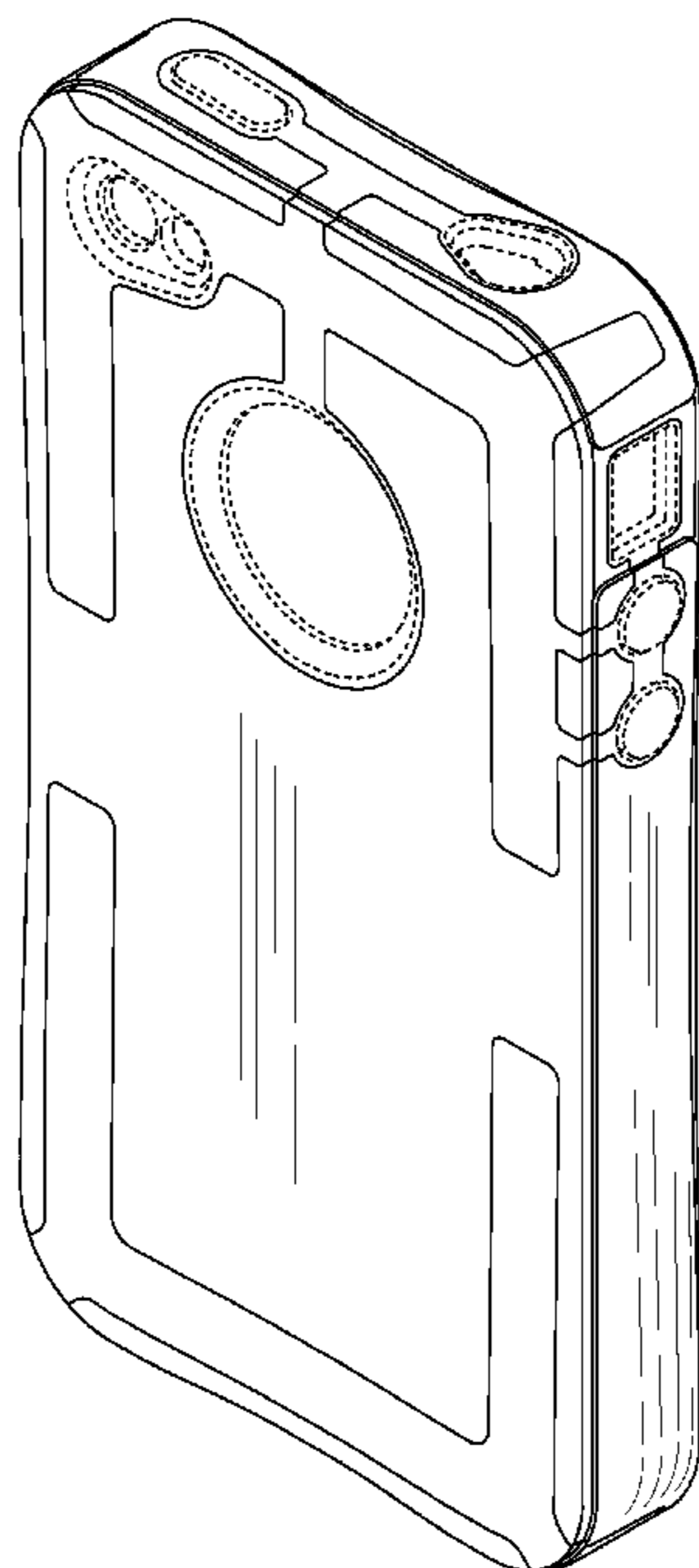
FIG. 6 is a right view thereof;

FIG. 7 is a top view thereof; and,

FIG. 8 is a bottom view thereof.

The broken lines immediately adjacent the claimed surfaces represent boundaries of the claimed design. All other broken lines are directed to environment. The broken lines and unshaded regions bounded by the broken lines form no part of the claimed design.

**1 Claim, 6 Drawing Sheets**






FIG. 1

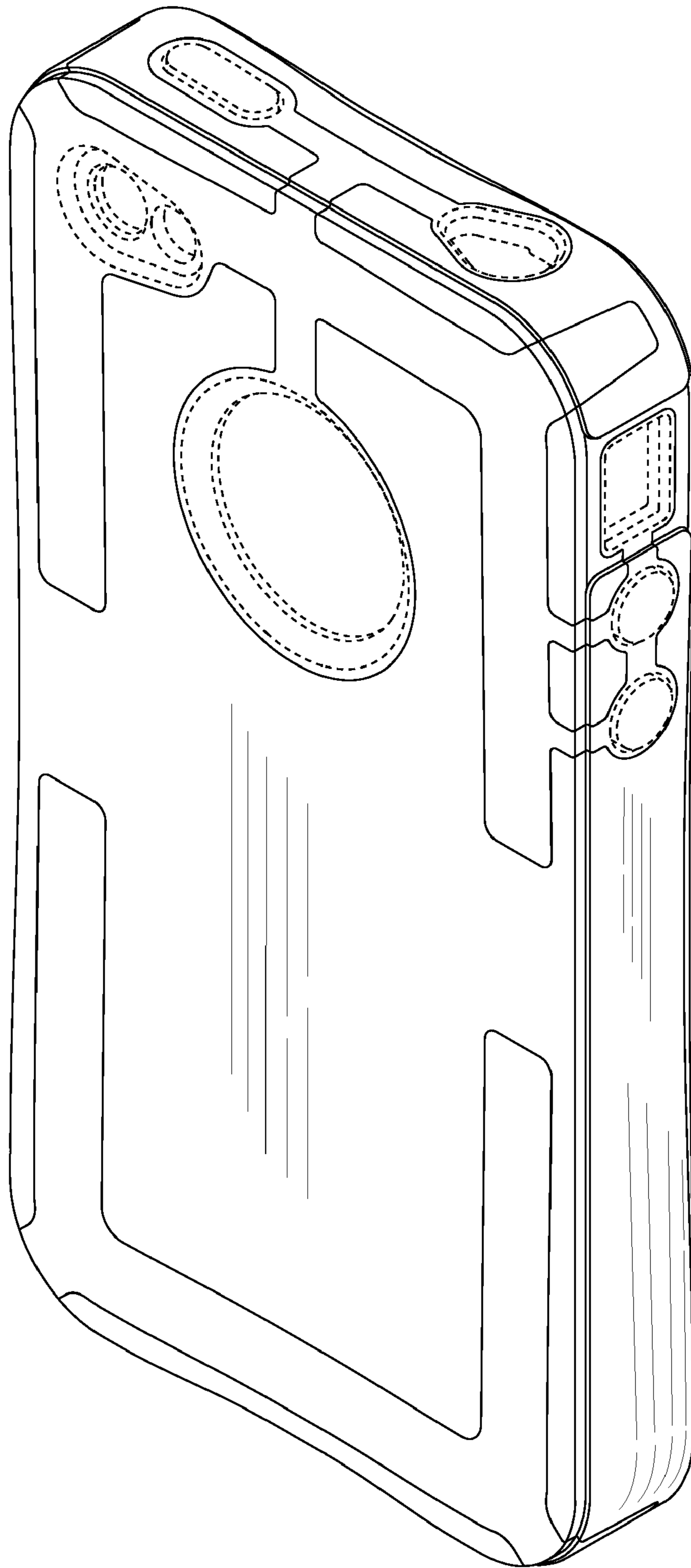


FIG. 2




FIG. 3

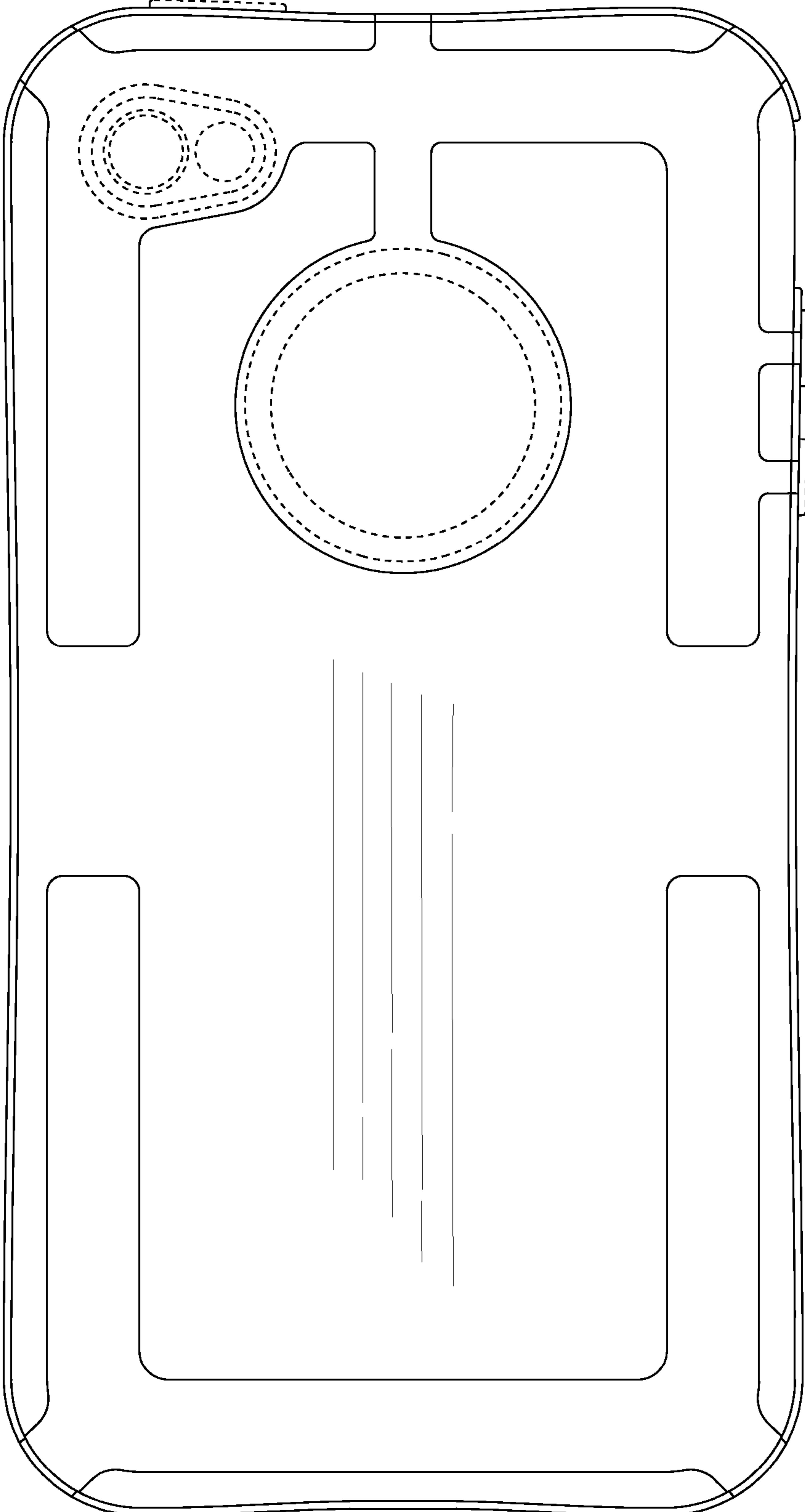


FIG. 4

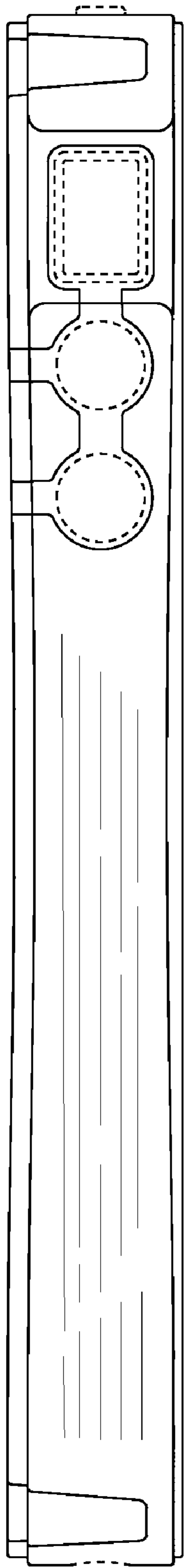


FIG. 5

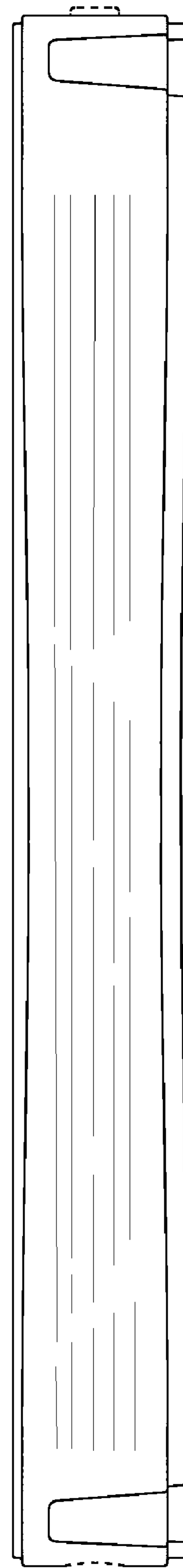


FIG. 6

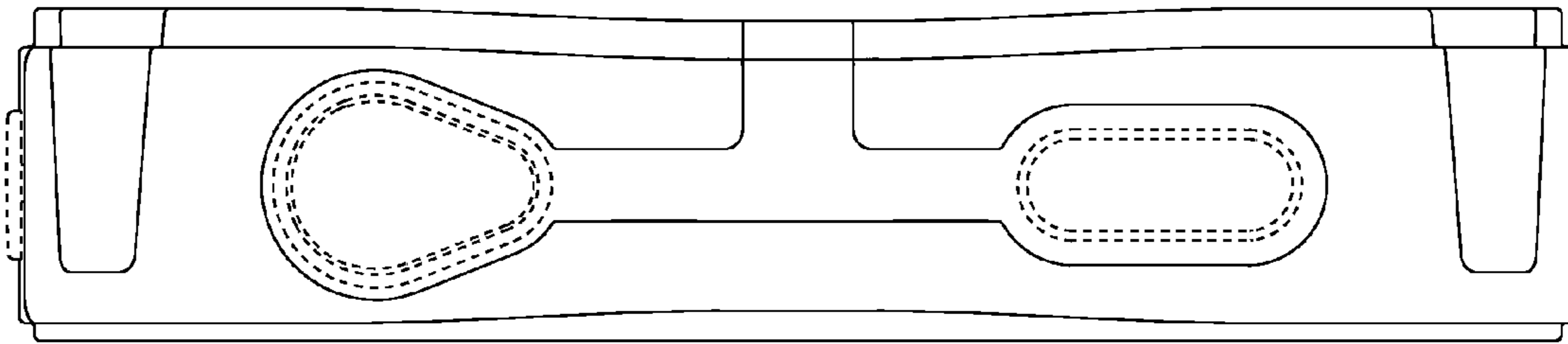


FIG. 7

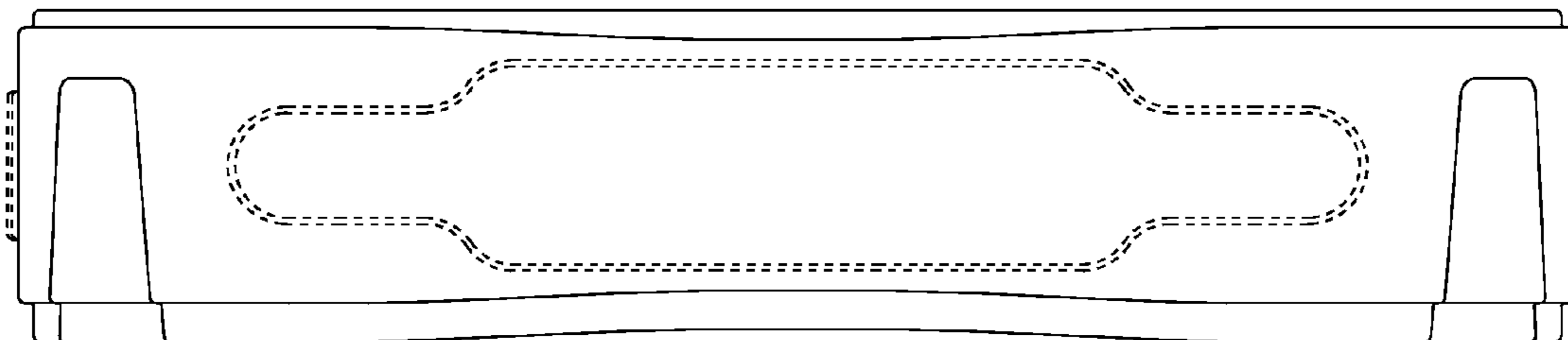


FIG. 8