

US00D637590S

(12) **United States Design Patent**  
**Michie et al.**

(10) **Patent No.:** **US D637,590 S**

(45) **Date of Patent:** **\*\* May 10, 2011**

(54) **CASE**

(75) Inventors: **Jane Michie**, Wellington, CO (US);  
**Travis Smith**, Fort Collins, CO (US)

(73) Assignee: **Otter Products, LLC**, Fort Collins, CO  
(US)

(\*\*) Term: **14 Years**

(21) Appl. No.: **29/375,381**

(22) Filed: **Sep. 21, 2010**

(51) **LOC (9) Cl.** ..... **14-03**

(52) **U.S. Cl.** ..... **D14/250**

(58) **Field of Classification Search** ..... D14/250,  
D14/440; D3/201, 218, 269, 301, 273; D13/103;  
220/4.02; 224/191, 240, 241, 245, 682-683;  
248/309.1; 361/679.56; 379/426, 433.11,  
379/455; 455/575.1, 575.8; 190/100; 206/305,  
206/320

See application file for complete search history.

(56) **References Cited**

**U.S. PATENT DOCUMENTS**

D574,819 S *	8/2008	Andre et al.	.....	D3/269
D575,056 S *	8/2008	Tan	.....	D3/218
D605,850 S *	12/2009	Richardson et al.	.....	D3/218
D609,900 S *	2/2010	Behar et al.	.....	D3/201
D615,078 S *	5/2010	Bradley	.....	D14/250
D615,536 S *	5/2010	Richardson et al.	.....	D14/250
D616,361 S *	5/2010	Huang	.....	D13/103
D617,787 S *	6/2010	Richardson et al.	.....	D14/250
D618,230 S *	6/2010	Brown et al.	.....	D14/250
D619,361 S *	7/2010	Andre et al.	.....	D3/269
D619,574 S *	7/2010	Richardson et al.	.....	D14/250

D621,395 S *	8/2010	Richardson et al.	.....	D14/250
D621,821 S *	8/2010	Richardson et al.	.....	D14/250
D622,716 S *	8/2010	Andre et al.	.....	D14/250
D623,180 S *	9/2010	Diebel	.....	D14/250
D623,640 S *	9/2010	Freeman	.....	D14/250
D624,064 S *	9/2010	Esposito	.....	D14/250
D626,121 S *	10/2010	Richardson et al.	.....	D14/250
D626,538 S *	11/2010	Brown et al.	.....	D14/250
D628,994 S *	12/2010	Griffin et al.	.....	D14/250
2010/0203931 A1 *	8/2010	Hynecek et al.	.....	455/575.8
2010/0240427 A1 *	9/2010	Lee	.....	455/575.8
2010/0300909 A1 *	12/2010	Hung	.....	206/320

\* cited by examiner

*Primary Examiner* — Robert M Spear

*Assistant Examiner* — Carla Jobe Wright

(57) **CLAIM**

The ornamental design for a case, as shown and described.

**DESCRIPTION**

FIG. 1 is a front isometric view of a case showing our new design;

FIG. 2 is a rear isometric view thereof;

FIG. 3 is a front view thereof;

FIG. 4 is a rear view thereof;

FIG. 5 is a left view thereof;

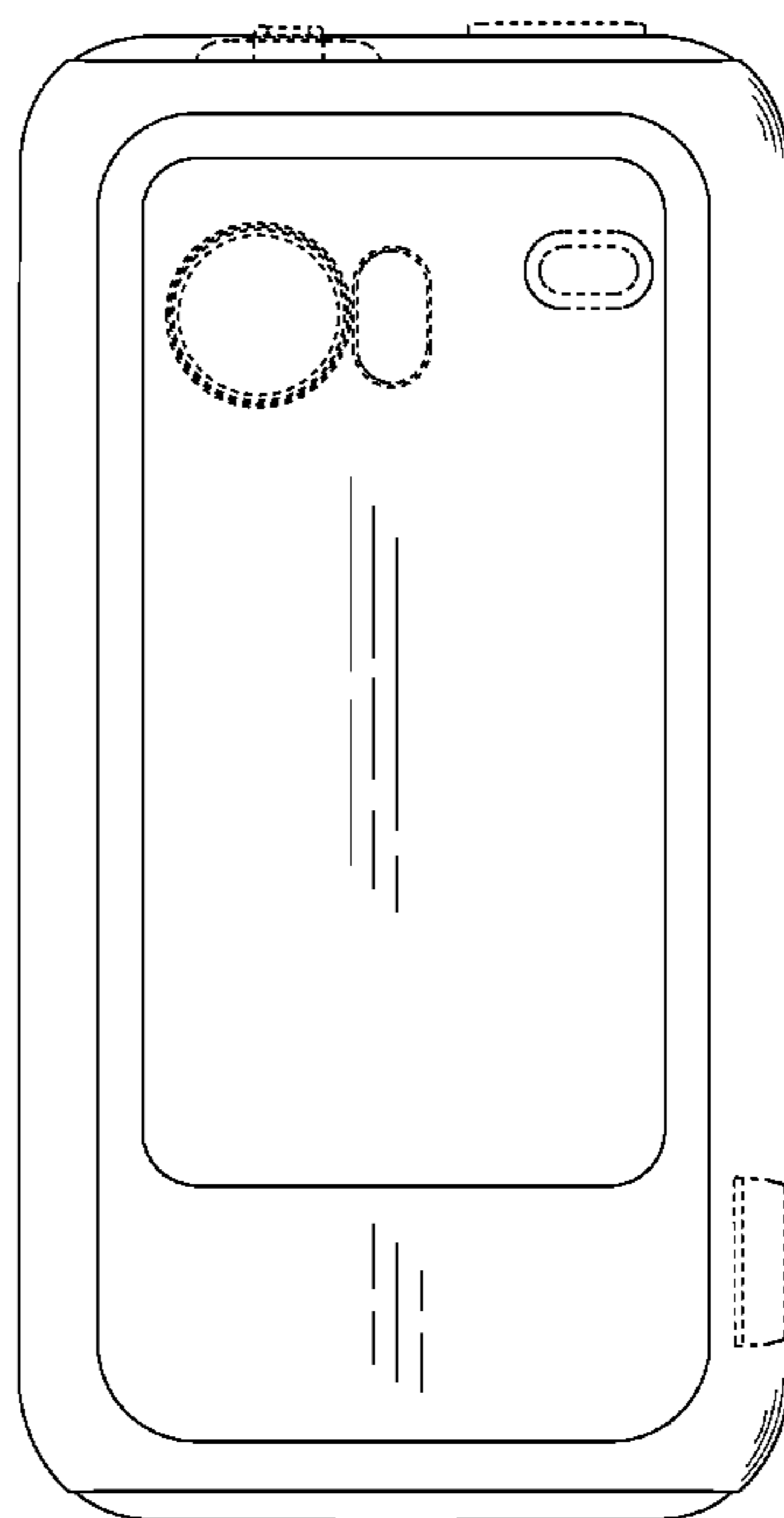

FIG. 6 is a right view thereof;

FIG. 7 is a top view thereof; and,

FIG. 8 is a bottom view thereof.

The broken lines immediately adjacent the claimed surfaces represent boundaries of the claimed design. All other broken lines are directed to environment. The broken lines and unshaded regions bounded by the broken lines form no part of the claimed design.

**1 Claim, 6 Drawing Sheets**






FIG. 1

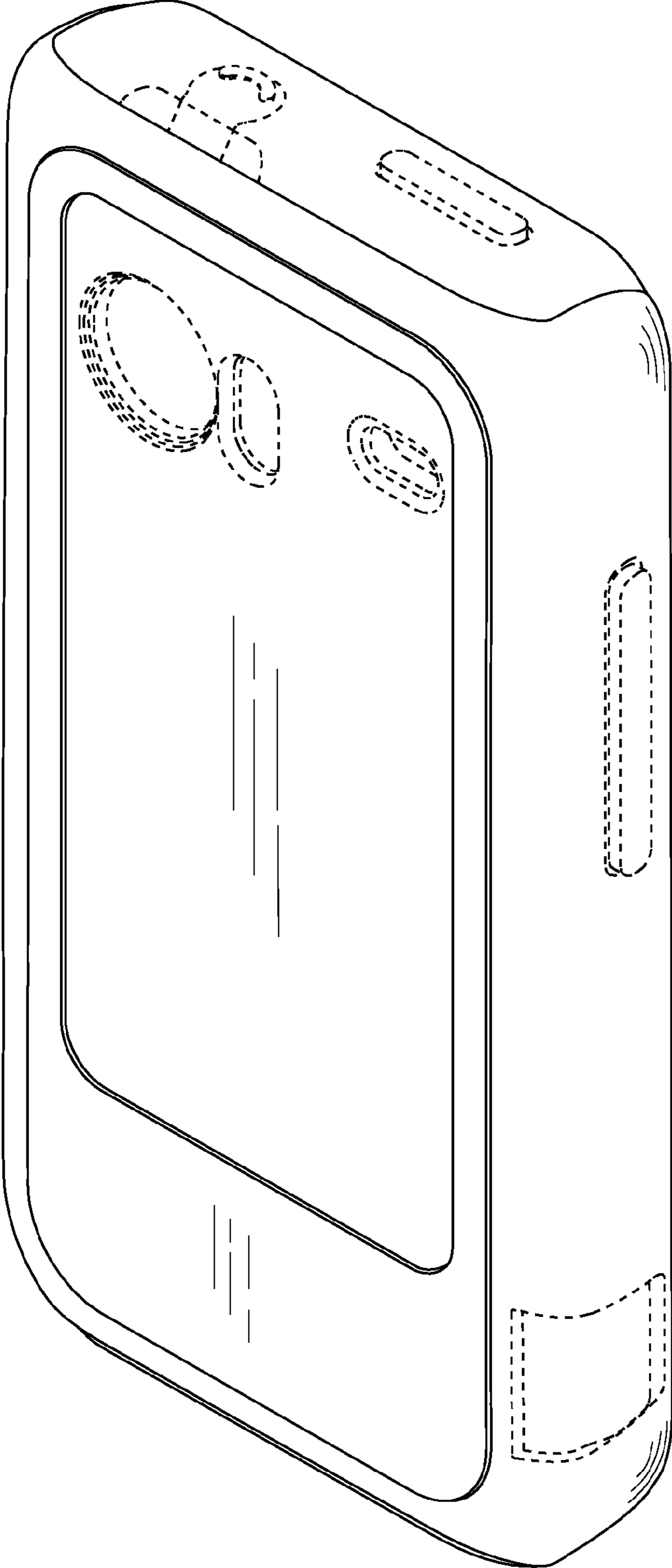


FIG. 2




FIG. 3

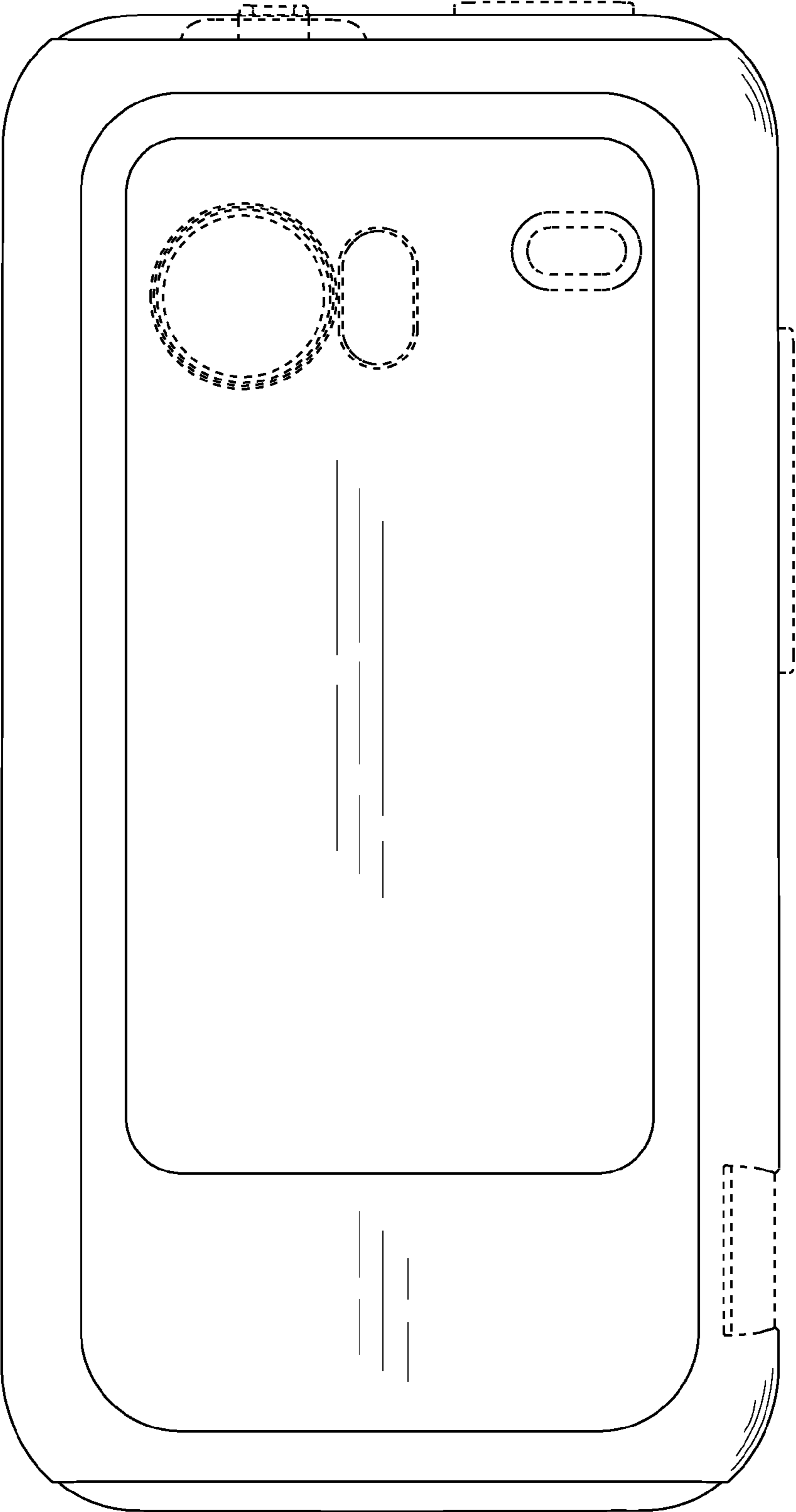


FIG. 4




FIG. 5



FIG. 6

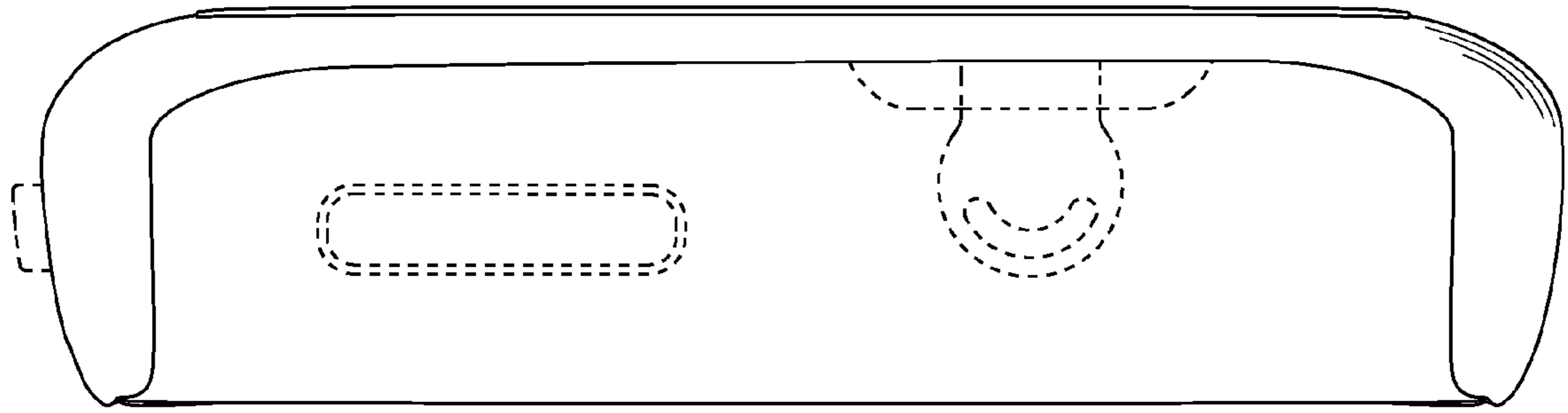


FIG. 7




FIG. 8