



US00D637581S

(12) **United States Design Patent**  
**Lee et al.**

(10) **Patent No.:** **US D637,581 S**  
(45) **Date of Patent:** **\*\* May 10, 2011**

(54) **HOME THEATER WOOFER SPEAKER**

(56) **References Cited**

(75) Inventors: **Jiyeon Lee**, Gyeonggi-do (KR); **Minjae Lee**, Seoul (KR); **Minji Seo**, Gyeonggi-do (KR)

U.S. PATENT DOCUMENTS

D400,883	S	*	11/1998	Jung	.....	D14/214
D449,291	S	*	10/2001	Oikawa	.....	D14/214
D525,966	S	*	8/2006	Cook	.....	D14/214
D577,711	S	*	9/2008	Emge	.....	D14/214
D593,069	S	*	5/2009	Son et al.	.....	D14/215

(73) Assignee: **LG Electronics Inc.**, Seoul (KR)

\* cited by examiner

(\*\*) Term: **14 Years**

*Primary Examiner* — Nanda Bondade

(21) Appl. No.: **29/367,856**

(74) *Attorney, Agent, or Firm* — Birch, Stewart, Kolasch & Birch, LLP

(22) Filed: **Aug. 13, 2010**

(57) **CLAIM**

The ornamental design for a home theater woofer speaker, as shown and described.

(30) **Foreign Application Priority Data**

**DESCRIPTION**

Jun. 18, 2010 (KR) ..... 30-2010-0026853

(51) **LOC (9) Cl.** ..... **14-01**

(52) **U.S. Cl.** ..... **D14/214**

(58) **Field of Classification Search** ..... D14/204,  
D14/210–216, 172, 168; 181/143–144, 147–148,  
181/150–153, 157, 198–199; 381/300–303,  
381/306, 332–333, 336, 345, 361–364, 386–388

FIG. 1 is a top, front, perspective view of a home theater woofer speaker showing our new design;  
FIG. 2 is a front view thereof;  
FIG. 3 is a rear view thereof;  
FIG. 4 is a left side view thereof;  
FIG. 5 is a right side view thereof;  
FIG. 6 is a top view thereof; and,  
FIG. 7 is a bottom view thereof.

See application file for complete search history.

**1 Claim, 7 Drawing Sheets**

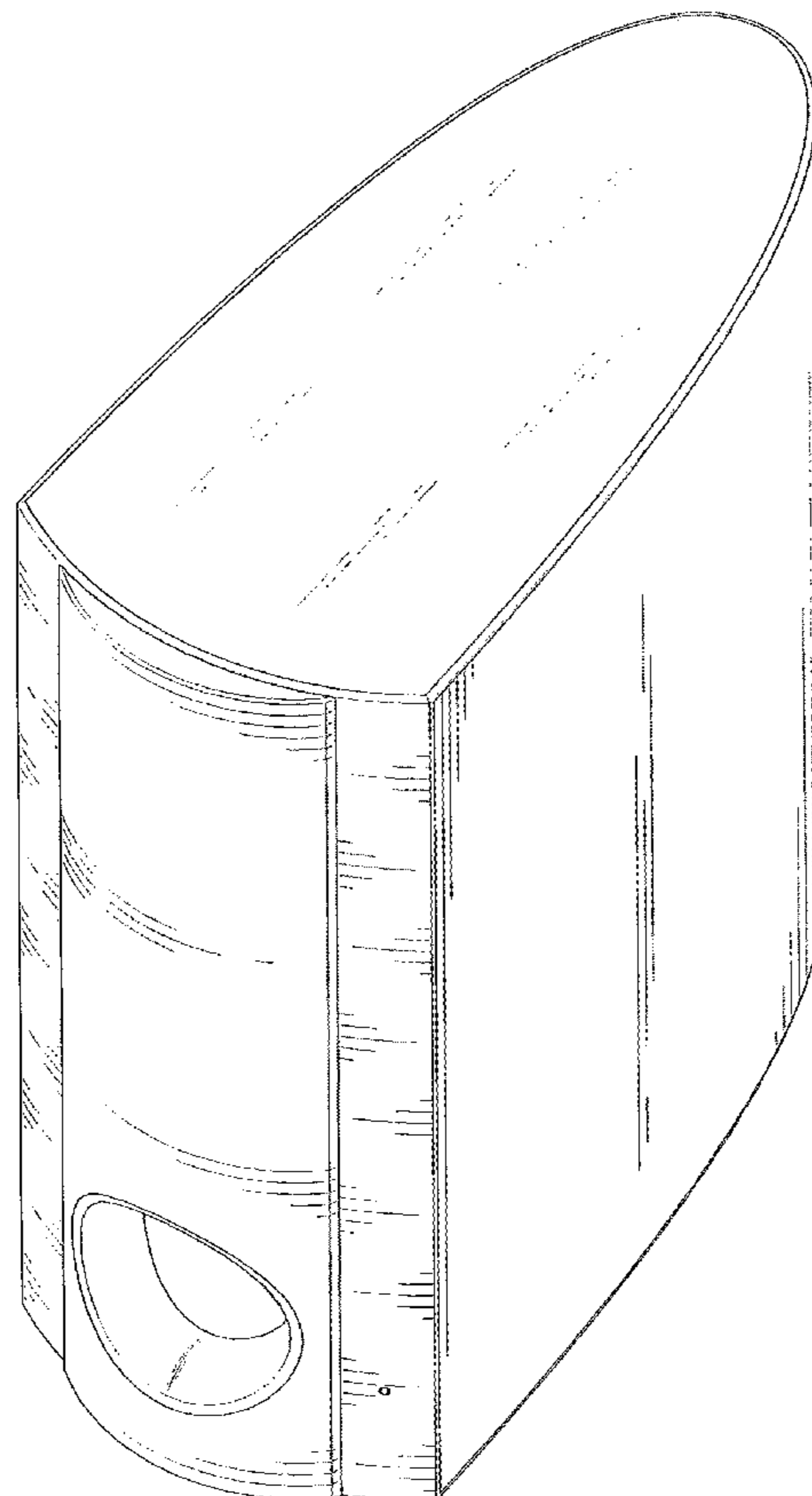


FIG. 1




FIG. 2

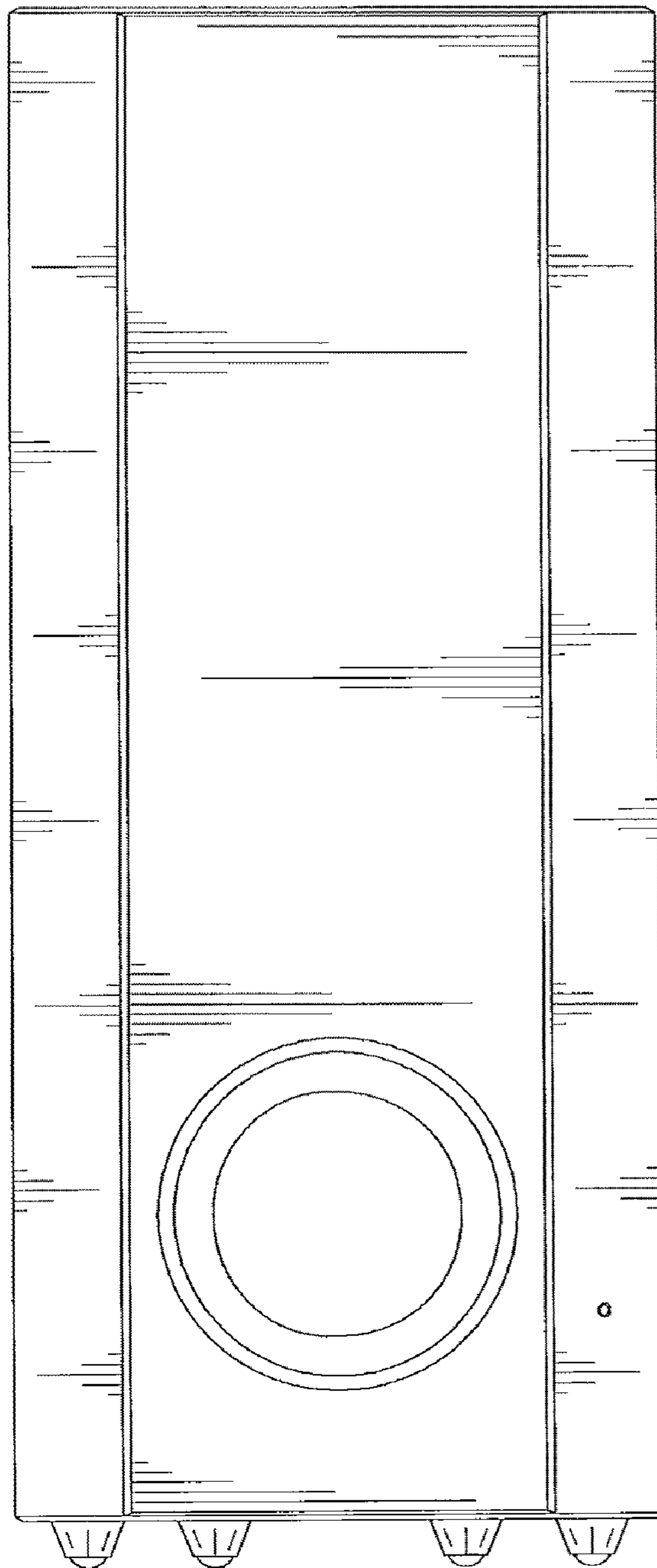


FIG. 3




FIG. 4




FIG. 5

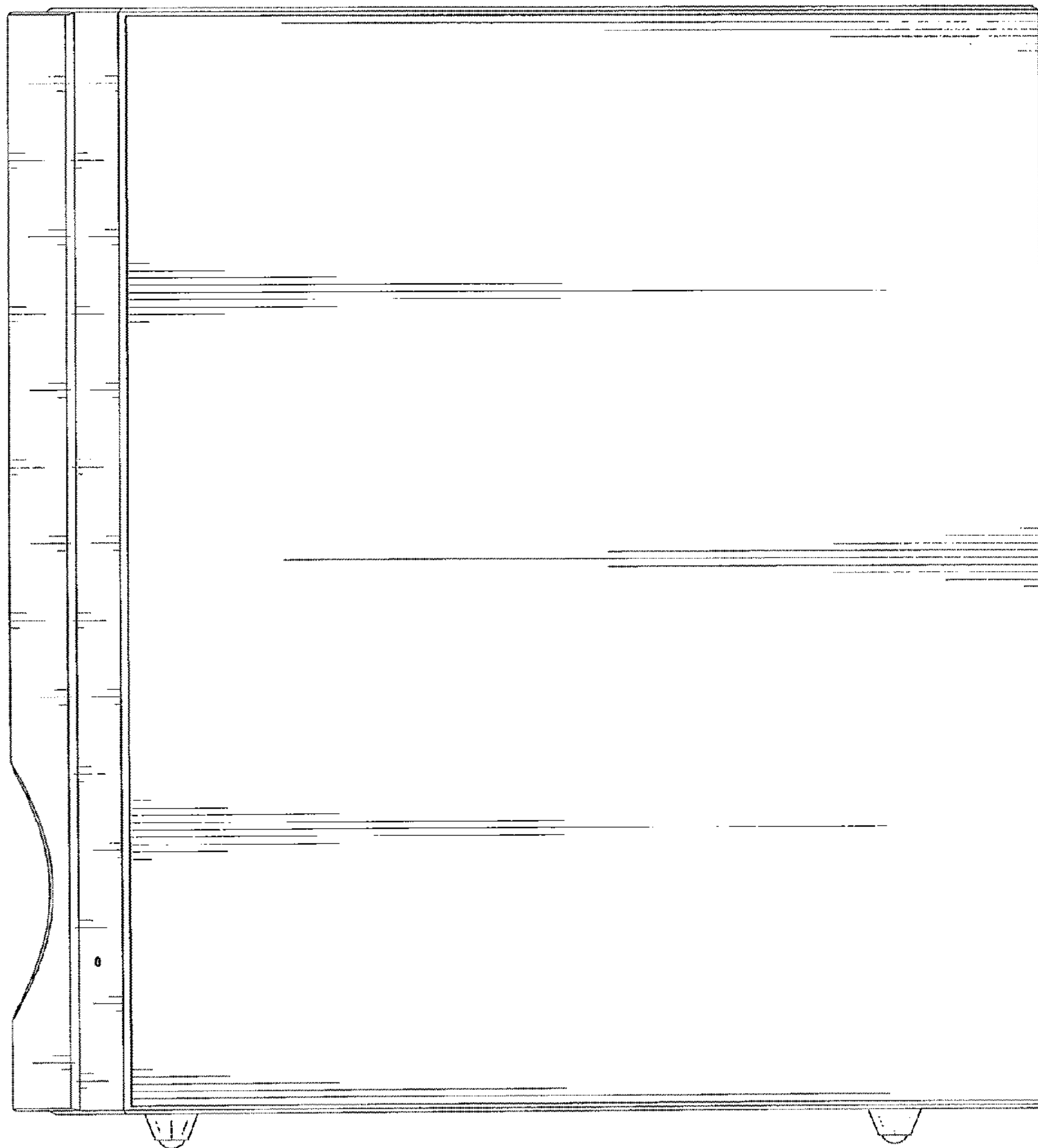


FIG. 6

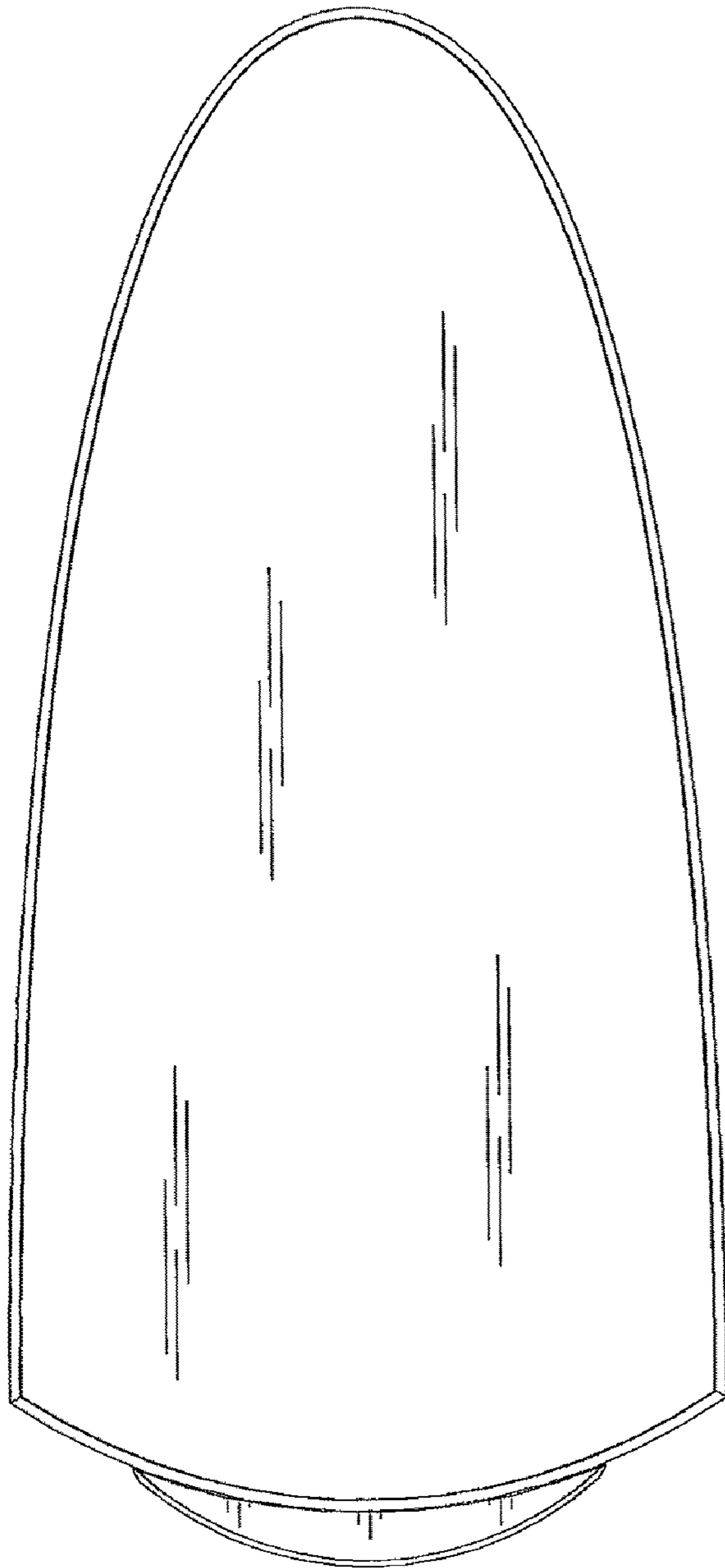


FIG. 7

