



US00D637571S

(12) **United States Design Patent**
Chiu et al.

(10) **Patent No.:** **US D637,571 S**
(45) **Date of Patent:** **** May 10, 2011**

(54) **LIQUID CRYSTAL DISPLAY TELEVISION**

(56) **References Cited**

(75) Inventors: **Yung-Hung Chiu**, Zhonghe (TW);
Yen-Ying Chu, Zhonghe (TW)

(73) Assignee: **Top Victory Investments Ltd.**, Harbour
(HK)

(**) Term: **14 Years**

(21) Appl. No.: **29/377,757**

(22) Filed: **Oct. 26, 2010**

(51) **LOC (9) Cl.** **14-03**

(52) **U.S. Cl.** **D14/126**

(58) **Field of Classification Search** D14/125-134,
D14/239, 371, 136, 374-377, 440, 450, 448,
D14/336, 342; 312/7.2; 348/836, 838, 180,
348/184, 325, 739; 341/12; 248/917-924,
248/465; 345/104, 133, 156, 168, 87, 173;
720/605, 669, 600, 655; 369/99, 197; 455/344,
455/347; D21/329, 515, 577, 622, 333, 433,
D21/448, 452, 450, 331; D6/477, 479, 300;
273/148 B; 446/484, 175, 356; D10/15,
D10/26

See application file for complete search history.

U.S. PATENT DOCUMENTS

| | | | |
|--------------|---------|-----------------------|---------|
| D557,227 S * | 12/2007 | Isshiki | D14/126 |
| D566,068 S * | 4/2008 | Shimizu et al. | D14/126 |
| D566,069 S * | 4/2008 | Honda et al. | D14/126 |
| D570,805 S * | 6/2008 | Fujii | D14/126 |
| D584,703 S * | 1/2009 | Kimura et al. | D14/126 |
| D599,759 S * | 9/2009 | Chino | D14/126 |
| D620,907 S * | 8/2010 | Shimizu | D14/126 |
| D623,615 S * | 9/2010 | Kuramashi et al. | D14/126 |
| D627,750 S * | 11/2010 | Suzuki | D14/126 |

* cited by examiner

Primary Examiner — Raphael Barkai

(74) *Attorney, Agent, or Firm* — Alan Kamrath; Kamrath & Associates PA


(57) **CLAIM**

The ornamental design for liquid crystal display television, as shown and described.

DESCRIPTION

FIG. 1 is a perspective view of a liquid crystal display television showing my new design;
FIG. 2 is a front side elevational view thereof;
FIG. 3 is a rear side elevational view thereof;
FIG. 4 is a left elevational view thereof;
FIG. 5 is a right elevational view thereof;
FIG. 6 is a top plan view thereof; and,
FIG. 7 is a bottom plan view thereof.

1 Claim, 7 Drawing Sheets



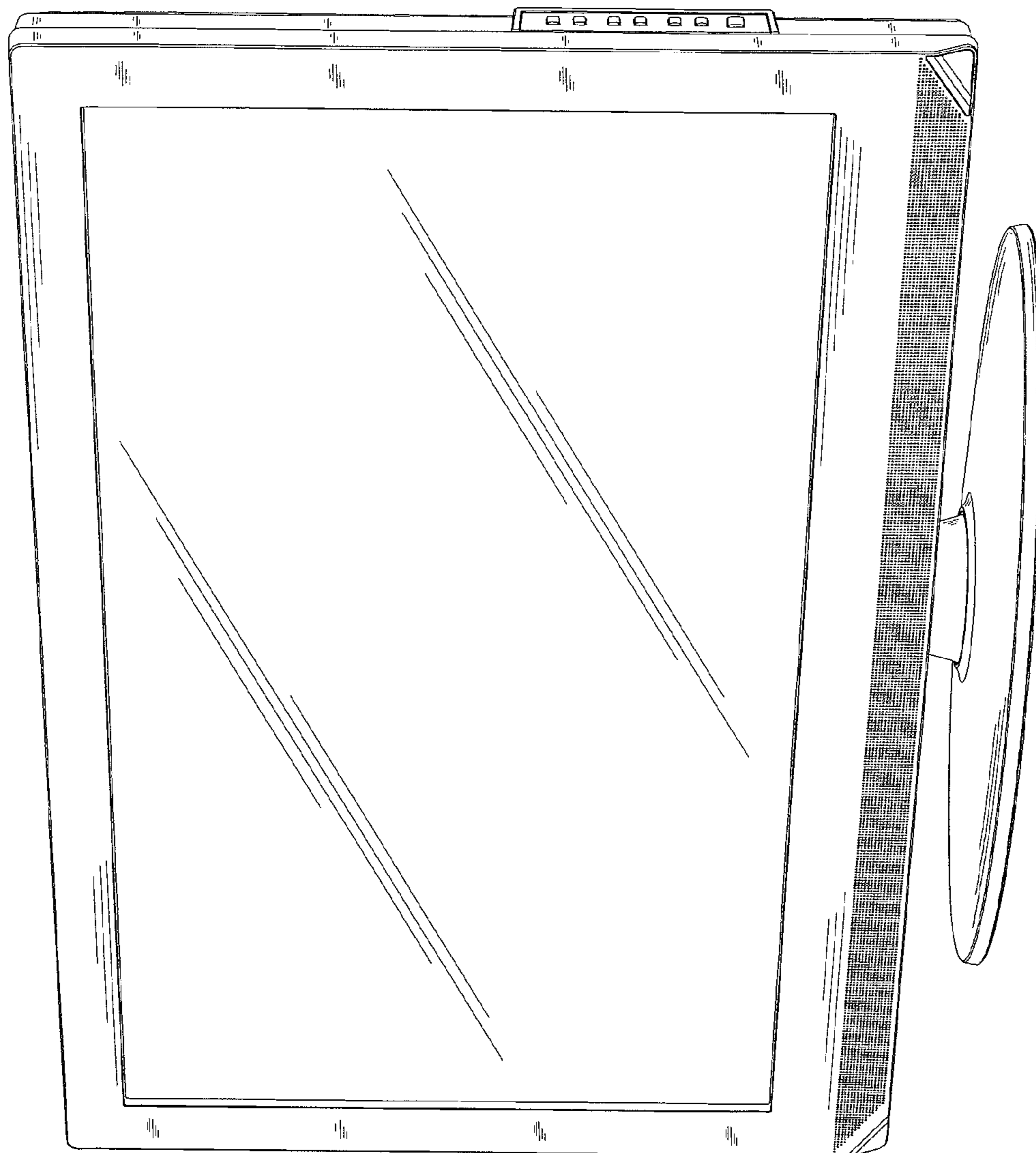


Fig. 1

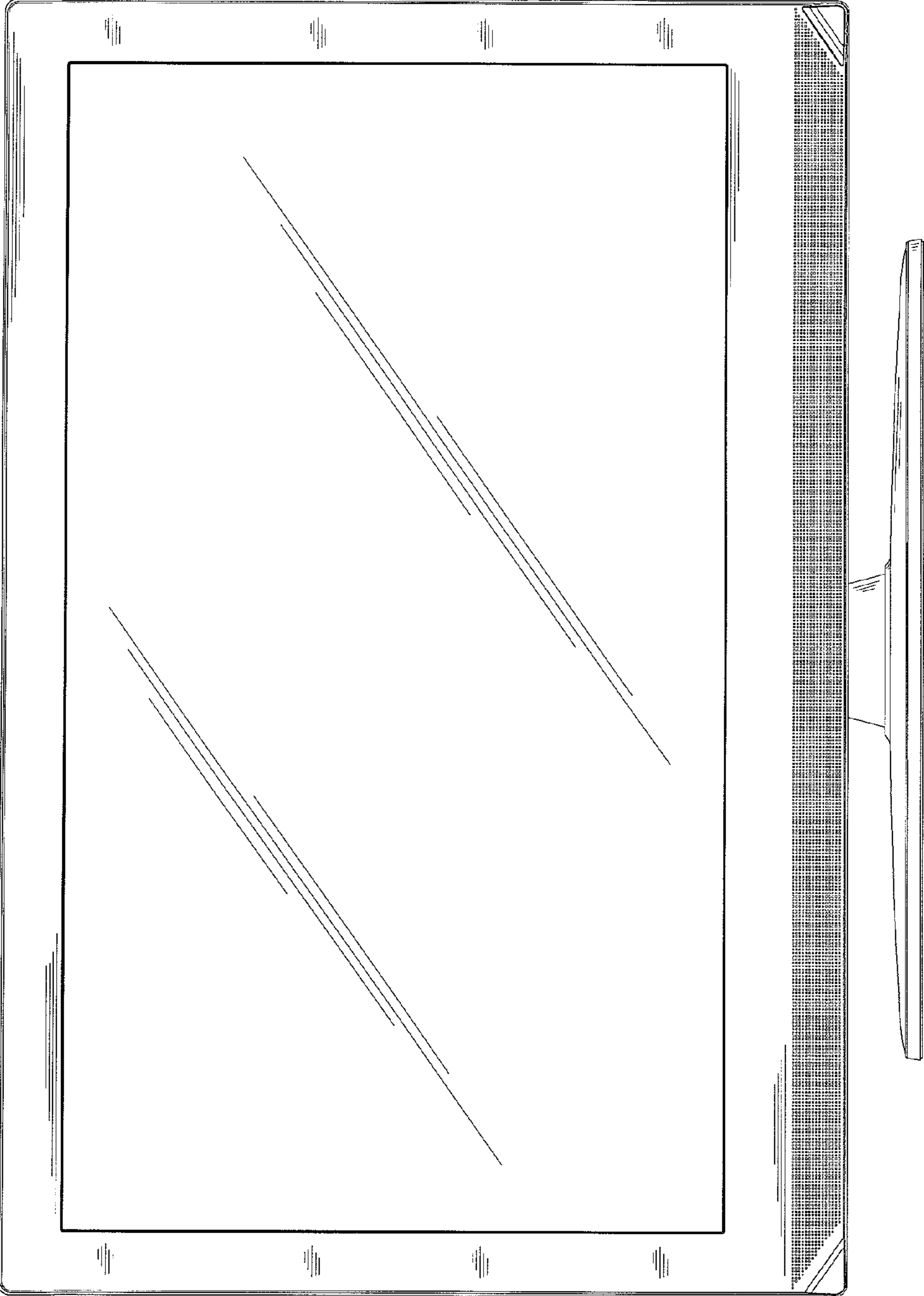


Fig. 2

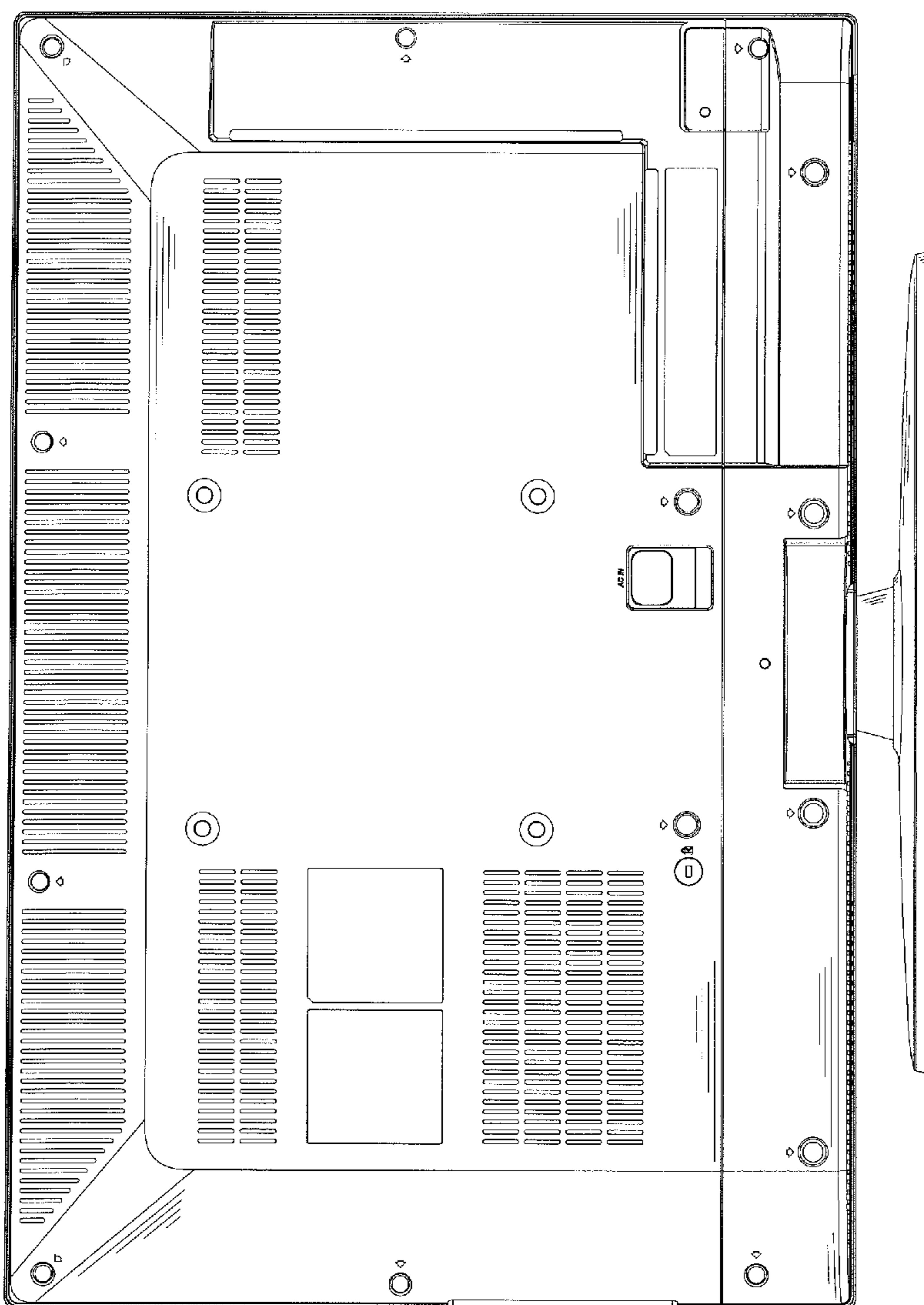


Fig. 3

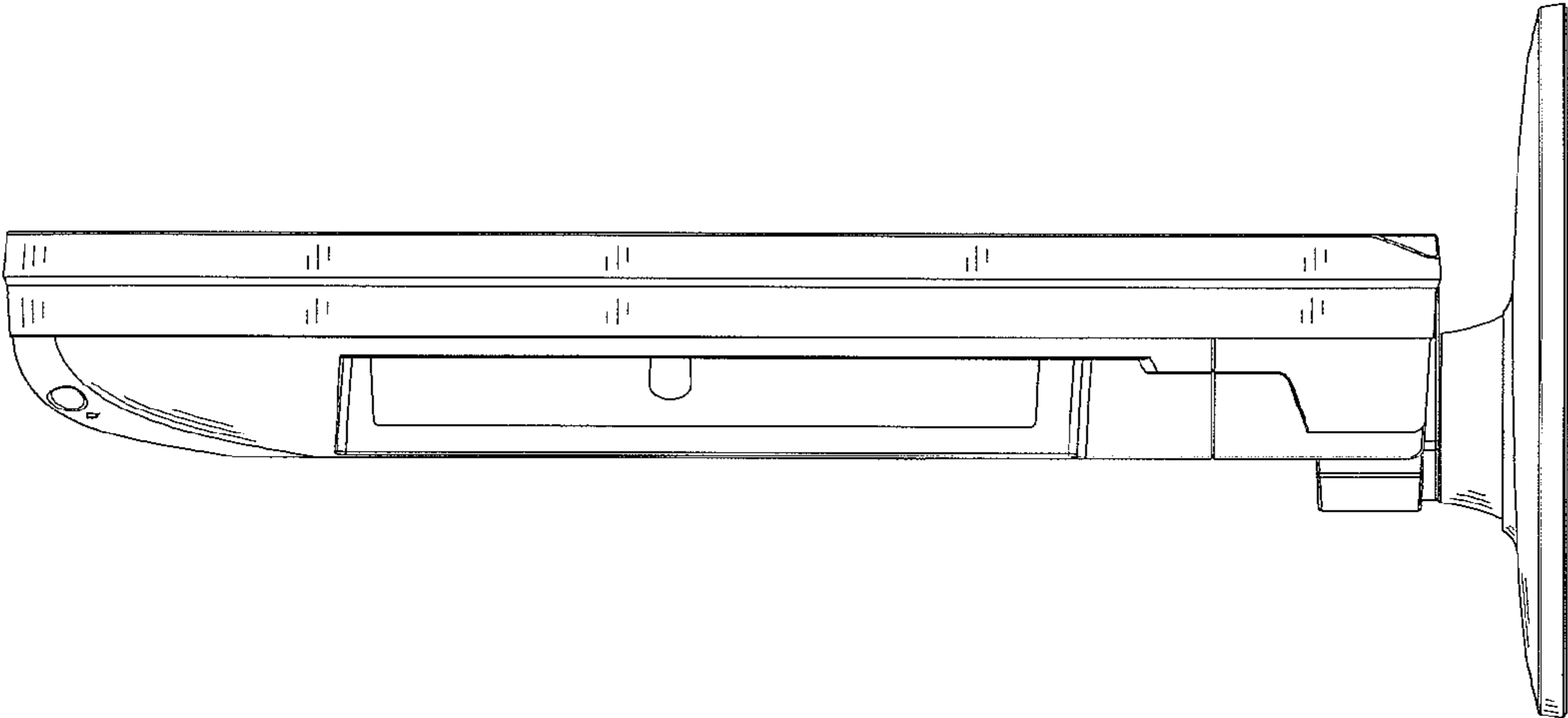


Fig. 4

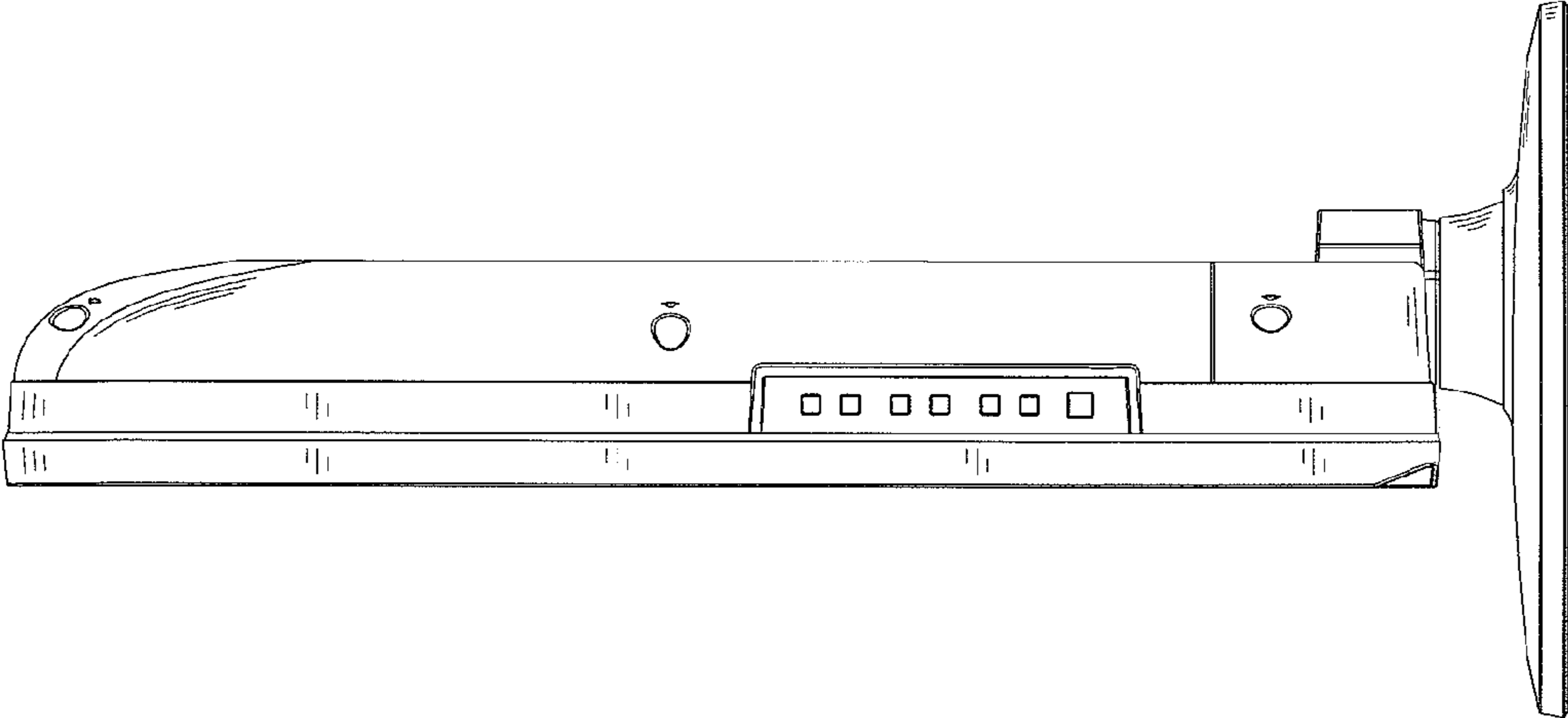


Fig. 5

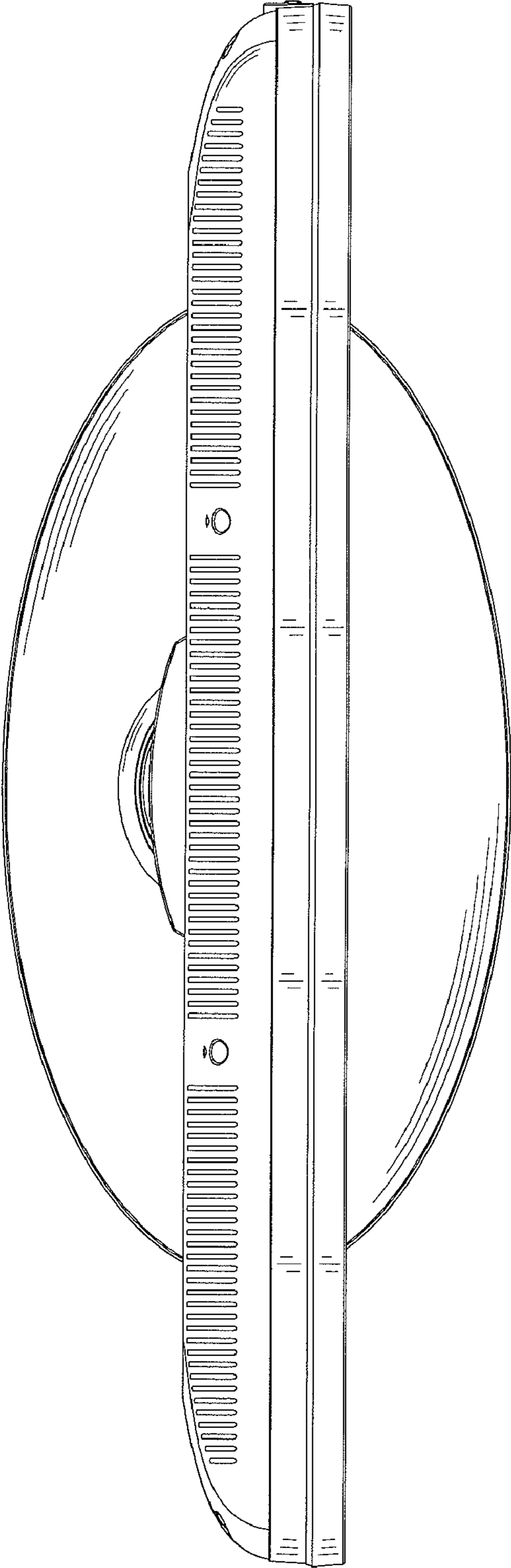


Fig. 6

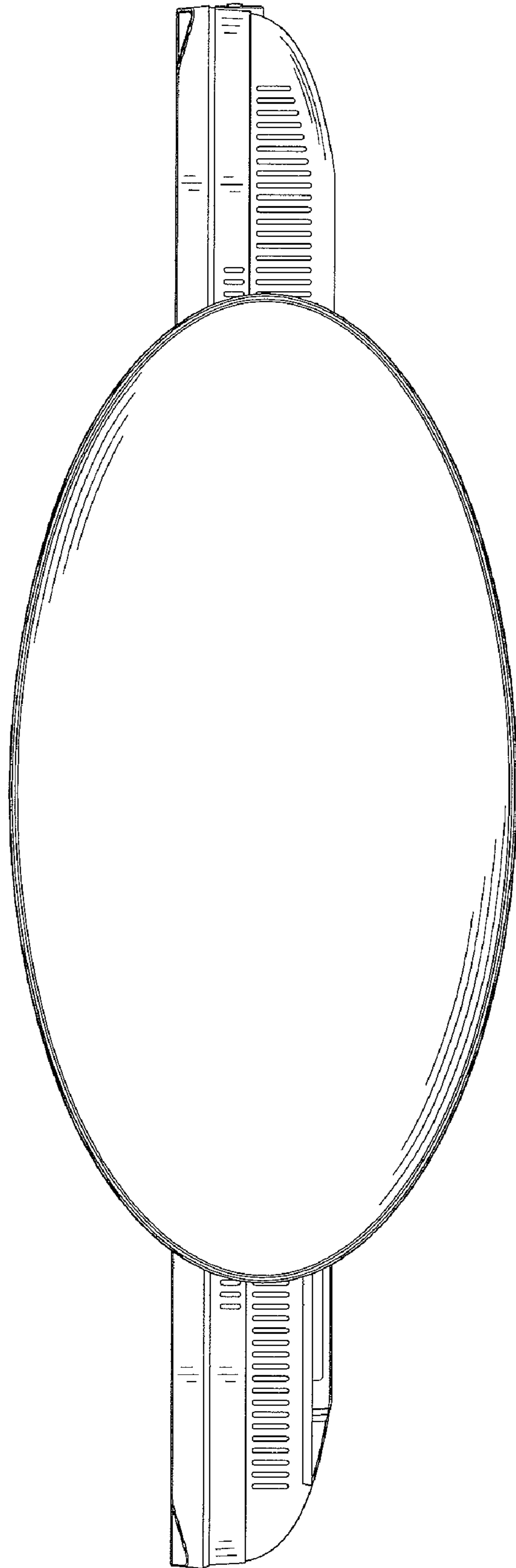


Fig. 7