



US00D637557S

(12) **United States Design Patent**
Wegener et al.

(10) **Patent No.:** **US D637,557 S**

(45) **Date of Patent:** **** May 10, 2011**

(54) **CAR CHARGING PLUG DEVICE WITH MICRO USB CONNECTIONS**

(75) Inventors: **Douglas Wegener**, Seattle, WA (US);
Tami Fujii, Bellevue, WA (US); **Hector Nunez Realubit**, Pasadena, CA (US);
Mario A. C. Escamilla, Irwindale, CA (US)

(73) Assignee: **T-Mobile USA, Inc.**, Bellevue, WA (US)

(**) Term: **14 Years**

(21) Appl. No.: **29/365,964**

(22) Filed: **Jul. 16, 2010**

(51) **LOC (9) Cl.** **13-03**

(52) **U.S. Cl.** **D13/144**

(58) **Field of Classification Search** D13/107,
D13/118, 119, 120, 133, 144, 154, 184; D14/155;
320/65, 107, 108, 109; 363/13, 146; 439/300,
439/620, 638, 668, 669, 675, 825

See application file for complete search history.

(56) **References Cited**

U.S. PATENT DOCUMENTS

D349,096 S	7/1994	Hyvonen	
D398,287 S *	9/1998	Luminosu	D13/144
D403,663 S *	1/1999	Jones et al.	D13/144
D409,568 S	5/1999	Lindahl	
5,903,135 A	5/1999	Posses et al.	
D455,712 S	4/2002	Hsiao	
D490,058 S	5/2004	Mkhitarian	

D525,587 S	7/2006	Navarrez et al.	
D537,776 S	3/2007	Navarrez et al.	
D569,340 S *	5/2008	Goradesky	D13/110
D585,824 S	2/2009	Ebodi	
D628,150 S *	11/2010	Wegener et al.	D13/108
2005/0104557 A1	5/2005	Chang	
2005/0151506 A1	7/2005	Kennedy et al.	
2010/0052613 A1	3/2010	Leung et al.	

* cited by examiner

Primary Examiner — Daniel Bui

(74) *Attorney, Agent, or Firm* — Lee & Hayes, PLLC

(57) **CLAIM**

The ornamental design for a car charging plug device with micro USB connections, as shown and described.

DESCRIPTION

FIG. 1 is a top, front, and right side perspective view of a car charging plug device with micro USB connections showing our new design;

FIG. 2 is a bottom, front, and left side perspective view thereof;

FIG. 3 is a top plan view thereof;

FIG. 4 is a bottom plan view thereof;

FIG. 5 is a left side elevation view thereof;

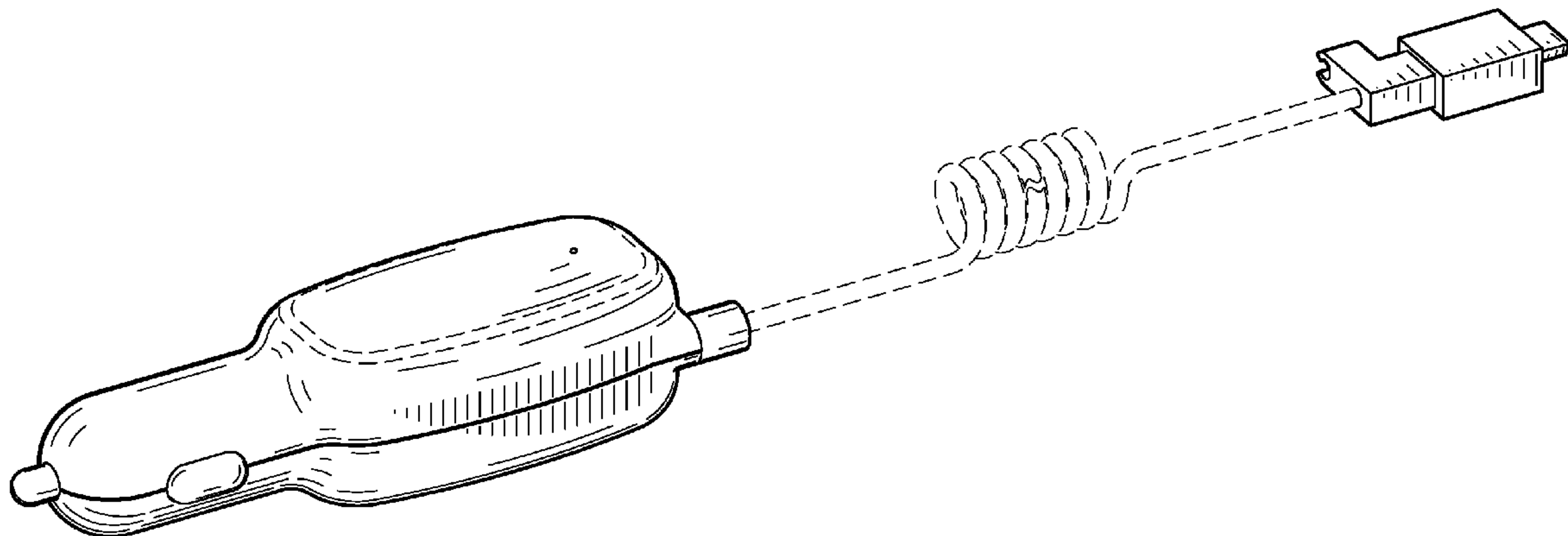
FIG. 6 is a right side elevation view thereof;

FIG. 7 is a front elevation view thereof; and,

FIG. 8 is a back elevation view thereof.

The broken line portion of the figure drawings is included to show unclaimed subject matter only and forms no part of the claimed design.

1 Claim, 4 Drawing Sheets



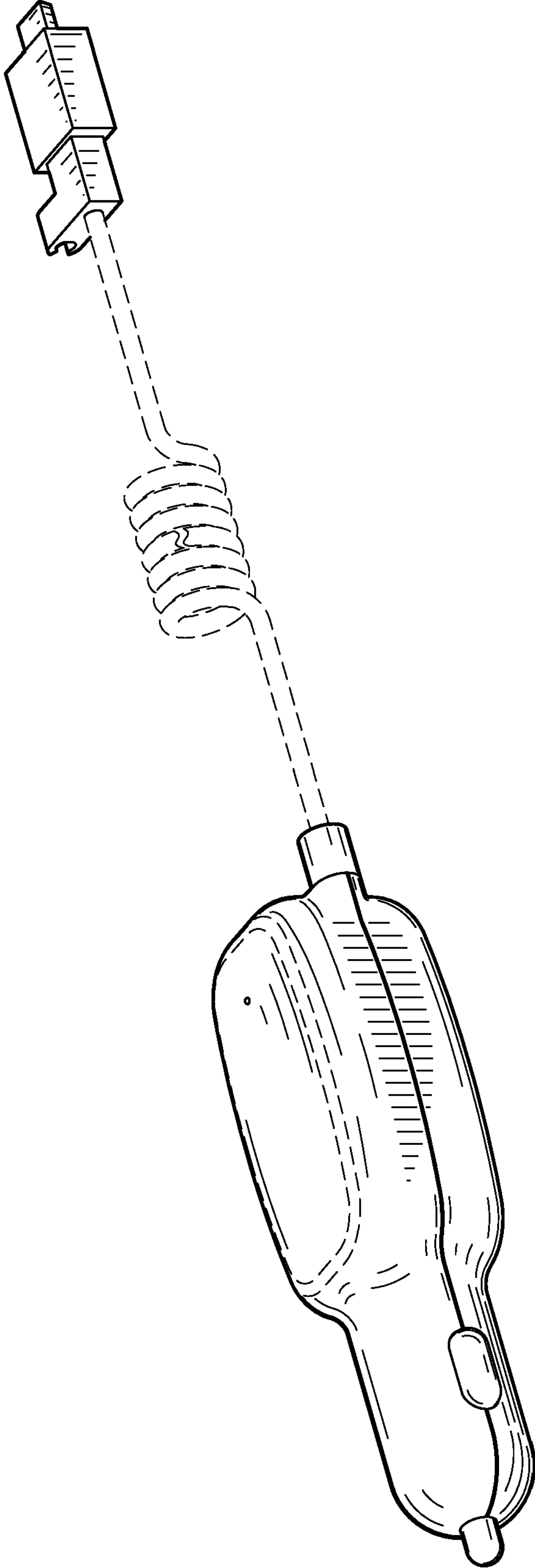


FIG. 1

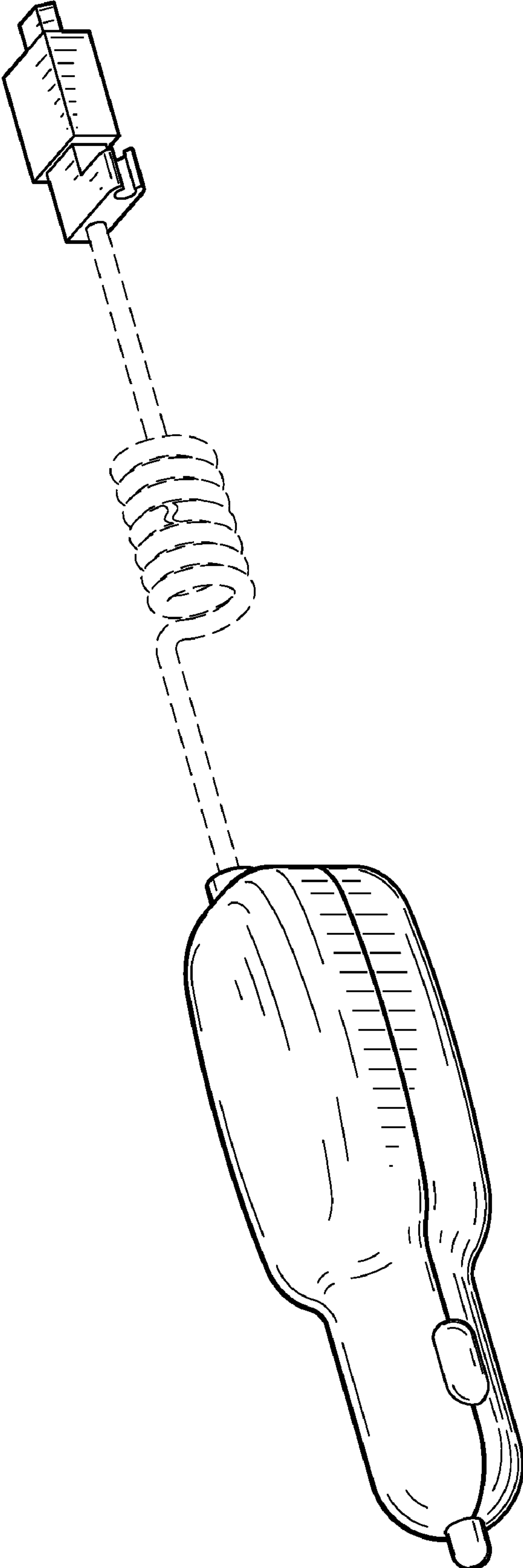


FIG. 2

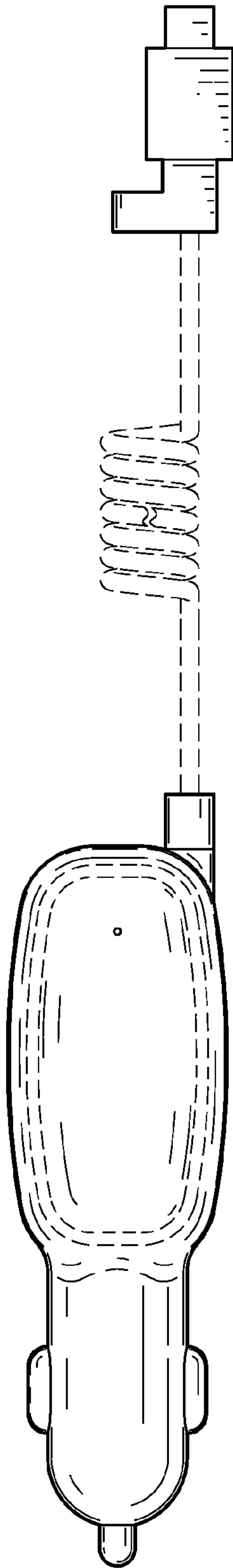


FIG. 3

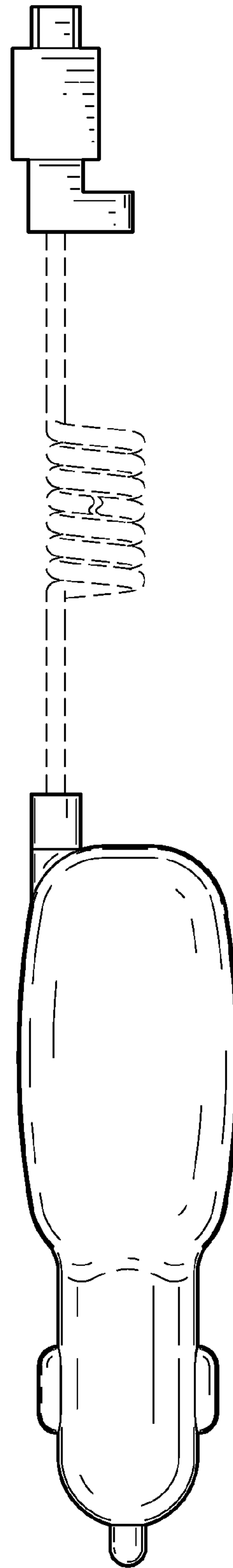


FIG. 4

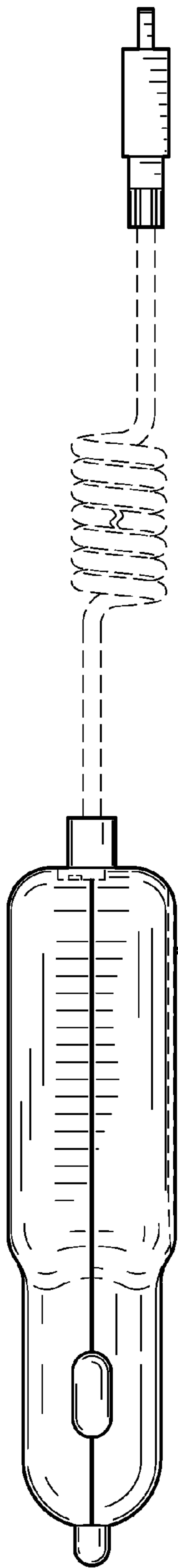


FIG. 5

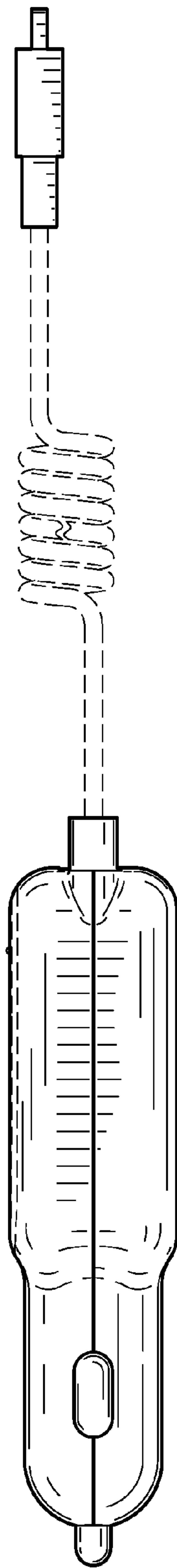


FIG. 6

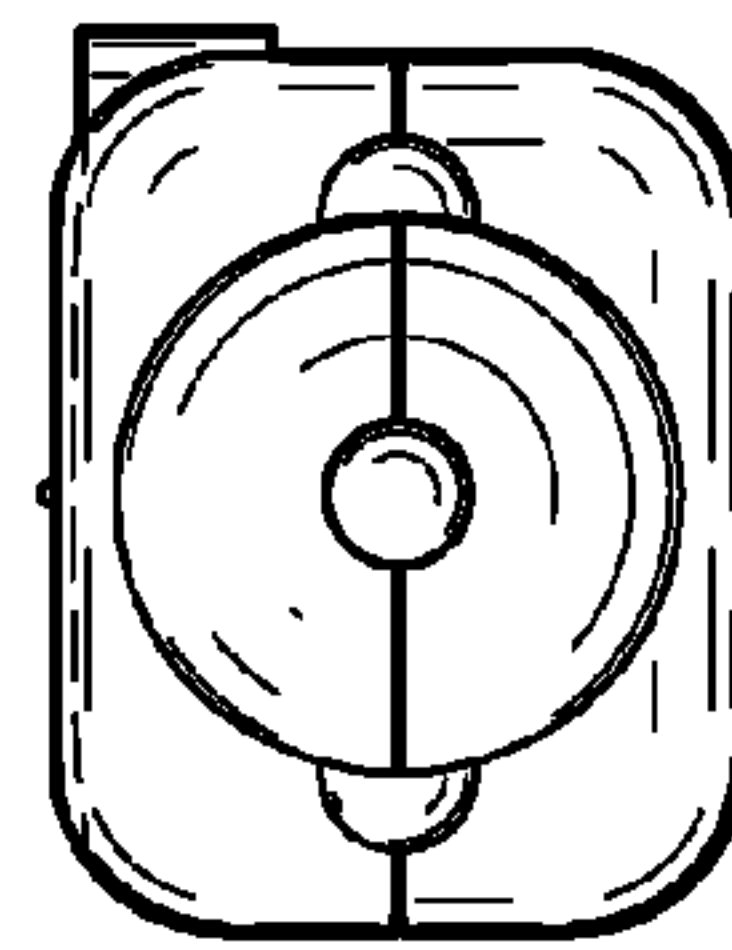


FIG. 7

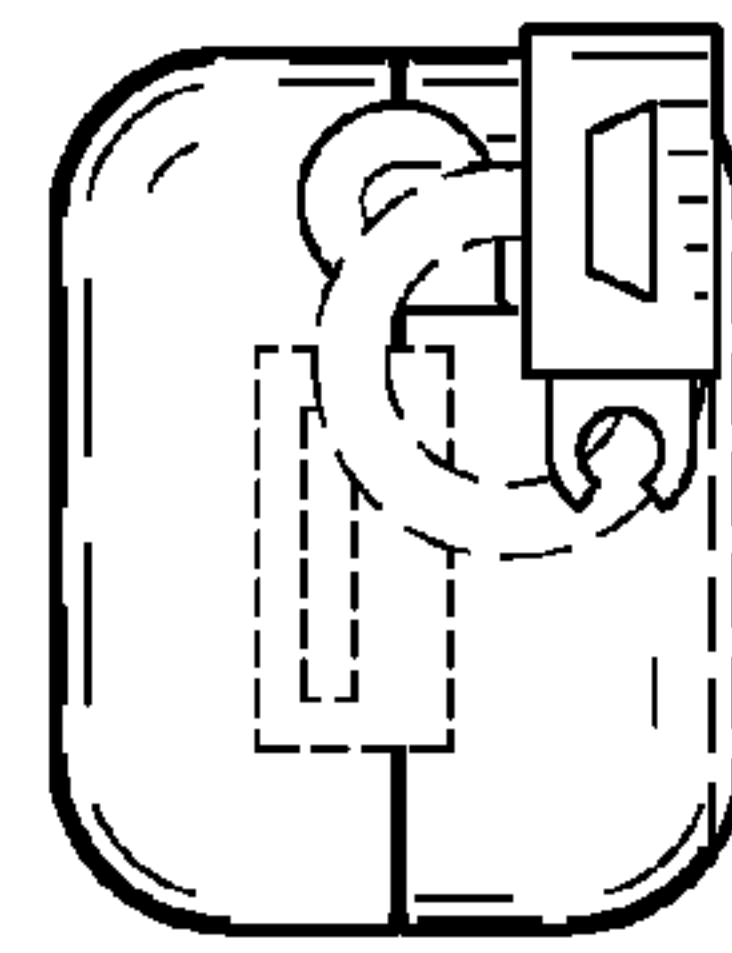


FIG. 8