



US00D637540S

(12) **United States Design Patent**
Ali et al.

(10) **Patent No.:** **US D637,540 S**

(45) **Date of Patent:** **** May 10, 2011**

(54) **AUTOMOBILE INTERIOR**

(75) Inventors: **Zulf Ali**, West Bloomfield, MI (US);
Kashayar Honarkhah, Bloomfield Hills, MI (US); **Timothy W. Anness**, Rochester Hills, MI (US)

(73) Assignee: **Chrysler Group LLC**, Auburn Hills, MI (US)

(**) Term: **14 Years**

(21) Appl. No.: **29/379,350**

(22) Filed: **Nov. 18, 2010**

(51) **LOC (9) Cl.** **12-16**

(52) **U.S. Cl.** **D12/192**

(58) **Field of Classification Search** D12/192,
D12/415, 110, 114; 180/90; 280/750-752;
296/190.01-190.09, 191, 70; D15/17, 28;
D10/46, 98, 102-103, 122, 127

See application file for complete search history.

(56) **References Cited**

U.S. PATENT DOCUMENTS

D389,798 S *	1/1998	Ma et al.	D12/192
D403,641 S *	1/1999	Sacco et al.	D12/192
D419,936 S *	2/2000	Sacco et al.	D12/192
D439,211 S *	3/2001	Pfeiffer	D12/192
D440,193 S *	4/2001	Pfeiffer	D12/192
D469,391 S *	1/2003	Pfeiffer et al.	D12/192
D470,809 S *	2/2003	Asahi et al.	D12/192
D494,115 S *	8/2004	McPeck et al.	D12/192

D494,907 S *	8/2004	Pfeiffer	D12/192
D501,811 S *	2/2005	Fukuda et al.	D12/192
D512,006 S *	11/2005	Sims	D12/192
D519,894 S *	5/2006	Asahi et al.	D12/192
D533,492 S *	12/2006	Maezono et al.	D12/192
D534,467 S *	1/2007	Pfeiffer	D12/192
D535,926 S *	1/2007	Anderson et al.	D12/192
D539,714 S *	4/2007	Toyama et al.	D12/192
D560,150 S *	1/2008	Honma et al.	D12/192
D596,096 S *	7/2009	Mori	D12/192
D597,009 S *	7/2009	Tan et al.	D12/192
D598,353 S *	8/2009	Dai et al.	D12/192
D626,902 S *	11/2010	Vermeersch et al.	D12/192
D626,903 S *	11/2010	Vermeersch et al.	D12/192

* cited by examiner

Primary Examiner — Caron Veynar

Assistant Examiner — Katrina A Kile

(74) *Attorney, Agent, or Firm* — Ralph E. Smith

(57) **CLAIM**

The ornamental design for an automobile interior, as shown and described.

DESCRIPTION

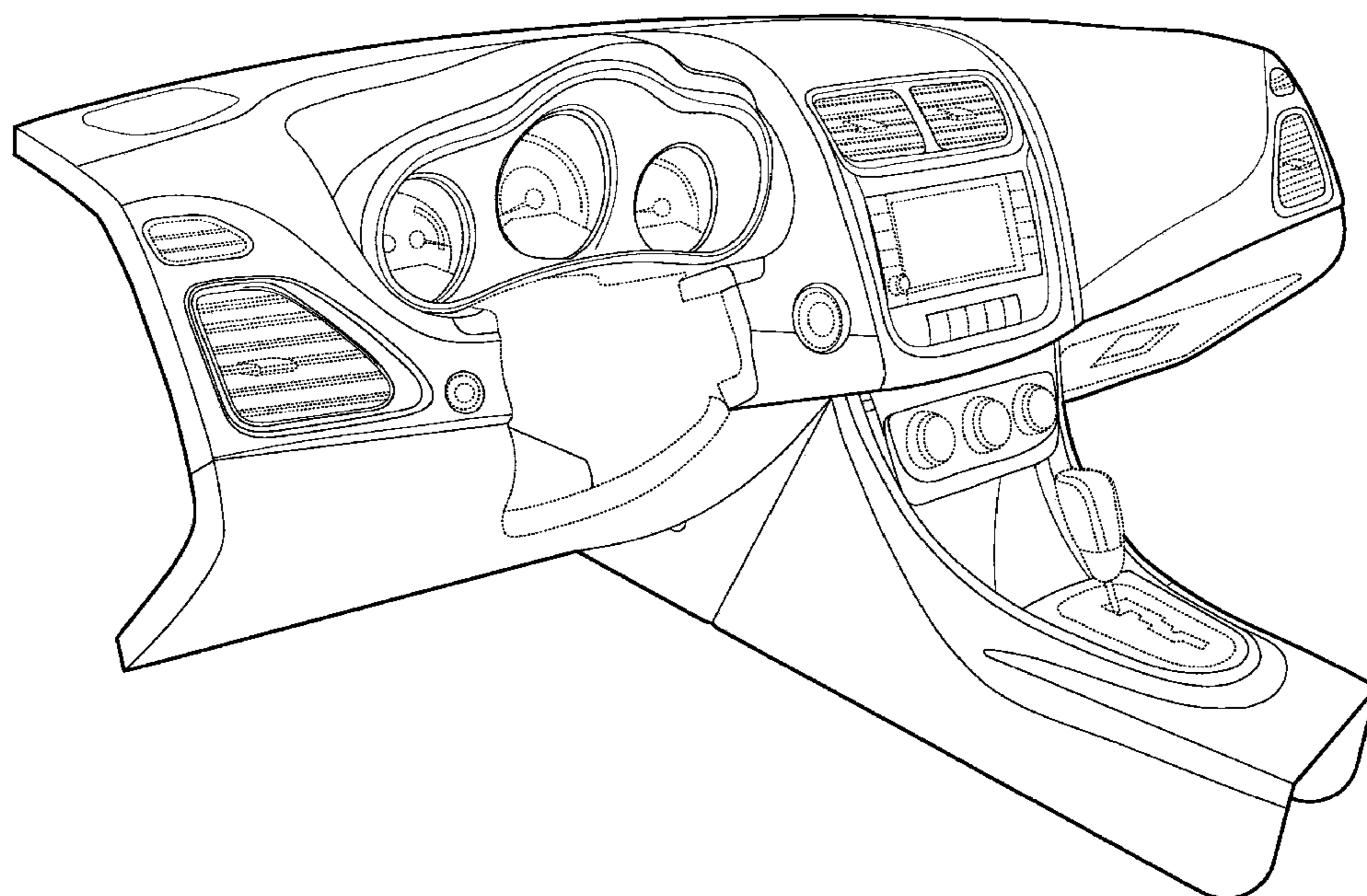
FIG. 1 is a right perspective view of an automobile interior showing our new design;

FIG. 2 is a left perspective view thereof; and,

FIG. 3 is a front view thereof;

It will be understood that the dashed lines presented in the drawings are for illustration only, and do not form a part of the claimed design.

1 Claim, 3 Drawing Sheets



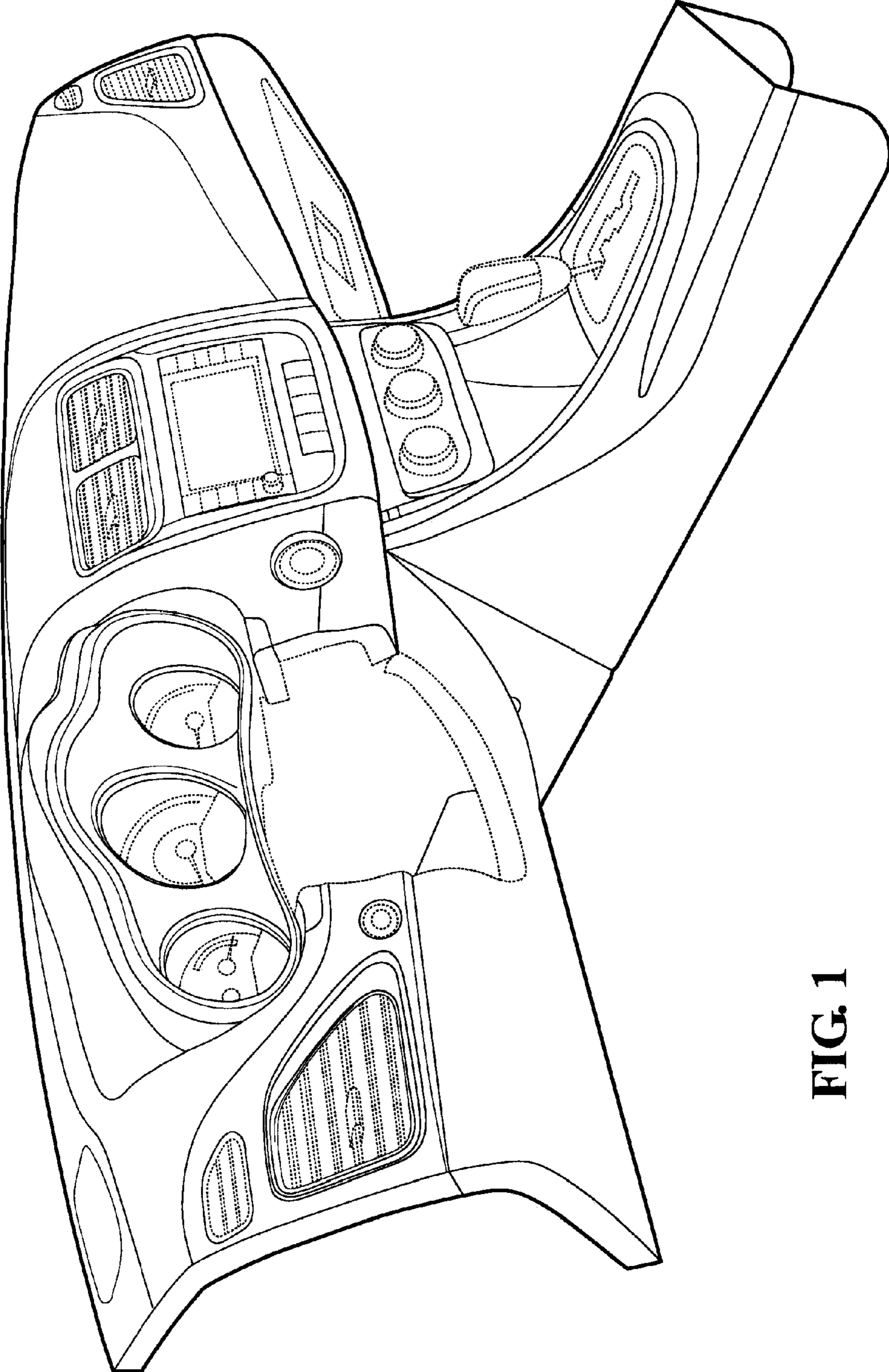


FIG. 1

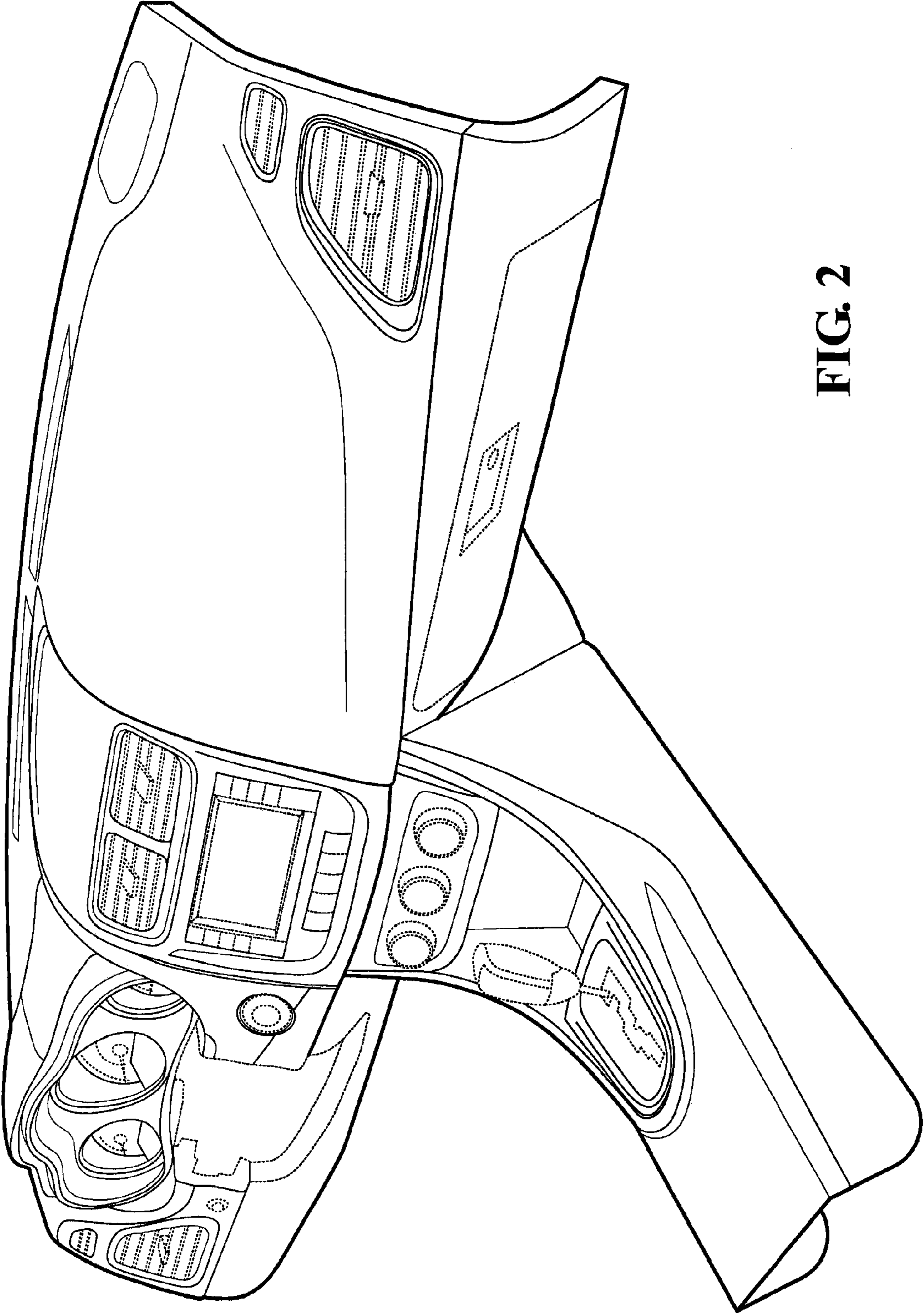


FIG. 2

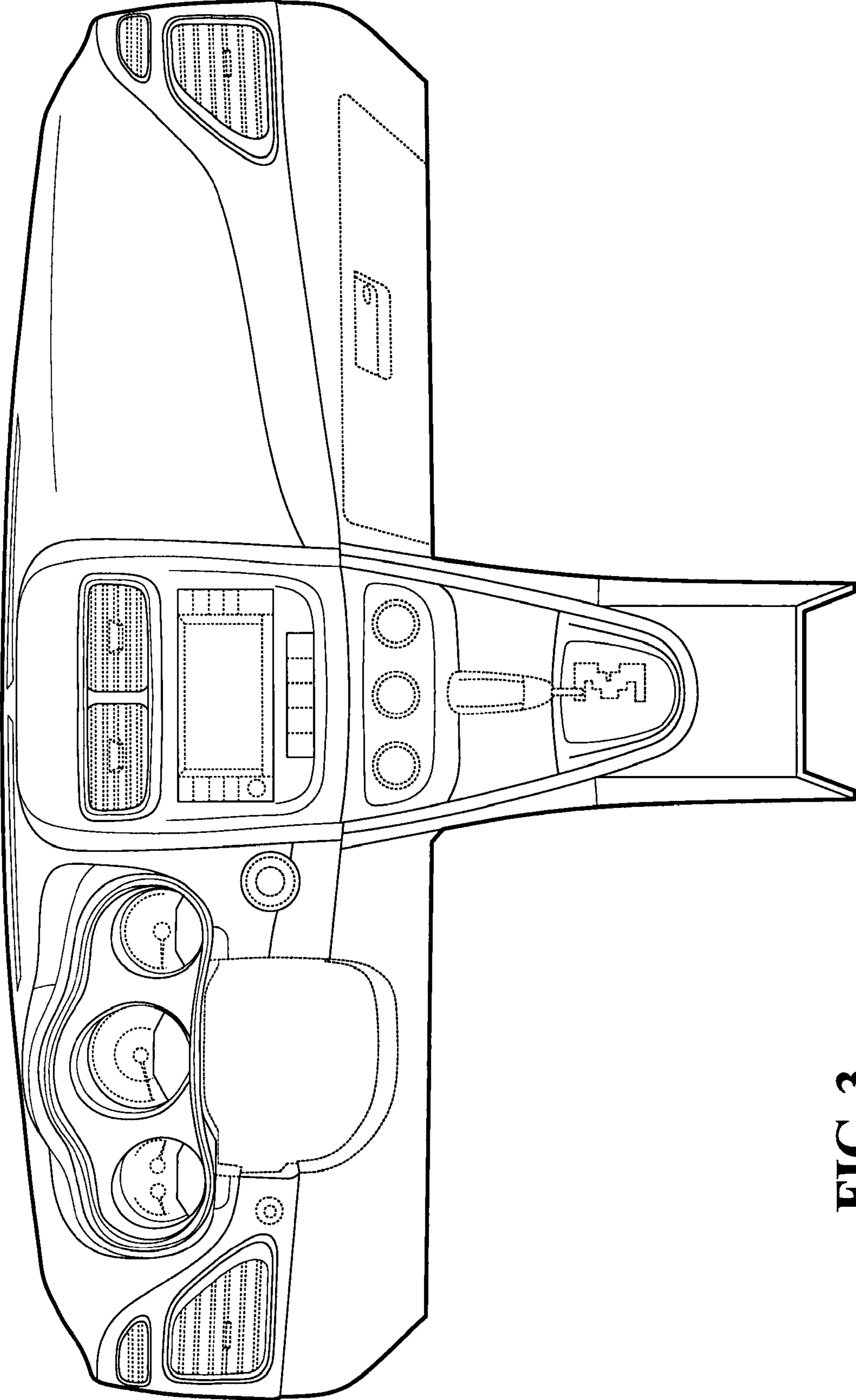


FIG. 3

UNITED STATES PATENT AND TRADEMARK OFFICE
CERTIFICATE OF CORRECTION

PATENT NO. : D637,540 S
APPLICATION NO. : 29/379350
DATED : May 10, 2011
INVENTOR(S) : Ali et al.

Page 1 of 1

It is certified that error appears in the above-identified patent and that said Letters Patent is hereby corrected as shown below:

Title Page:

Item (75) Inventors:

Inventor --Kashayar Honarkhah, Bloomfield Hills, MI (US)--

should read --Khashayar Honarkhah, Bloomfield Hills, MI (US)--

Signed and Sealed this
Ninth Day of August, 2011

A handwritten signature in black ink that reads "David J. Kappos". The signature is written in a cursive, slightly slanted style.

David J. Kappos
Director of the United States Patent and Trademark Office