



US00D637512S

(12) **United States Design Patent**  
**Papadimitriou**

(10) **Patent No.:** **US D637,512 S**

(45) **Date of Patent:** **\*\* May 10, 2011**

(54) **PENDANT**

(75) **Inventor:** **Costantino Papadimitriou, Milan (IT)**

(73) **Assignee:** **De Beers Centenary AG, Luzern (CH)**

(\*\*) **Term:** **14 Years**

(21) **Appl. No.:** **29/377,698**

(22) **Filed:** **Oct. 25, 2010**

(30) **Foreign Application Priority Data**

Apr. 24, 2010 (EM) ..... 001699745

(51) **LOC (9) Cl.** ..... **11-02**

(52) **U.S. Cl.** ..... **D11/79; D11/40**

(58) **Field of Classification Search** ..... D11/1-86;  
63/12, 13, 14.1-14.8, 15, 15.1-15.4, 15.45,  
63/15.5, 15.7, 26-28

See application file for complete search history.

(56) **References Cited**

**U.S. PATENT DOCUMENTS**

D102,551 S	12/1936	Freysinger	
D465,173 S	11/2002	Gordon	
D491,832 S	6/2004	Gordon	
D595,178 S *	6/2009	Colombani	D11/79
D601,913 S	10/2009	Cappellieri	
D602,799 S	10/2009	Colombani	
D605,968 S *	12/2009	Colombani	D11/40
D605,970 S	12/2009	Colombani	
D607,364 S *	1/2010	Marks	D11/40
D610,033 S	2/2010	Colombani	
D610,934 S	3/2010	Papadimitriou	
D616,326 S *	5/2010	Ventura	D11/79
D619,030 S *	7/2010	Papadimitriou	D11/43
D619,032 S *	7/2010	Papadimitriou	D11/79
D620,833 S *	8/2010	Papadimitriou	D11/40

D623,081 S *	9/2010	Papadimitriou	D11/40
D628,114 S *	11/2010	Papadimitriou	D11/40
D628,115 S *	11/2010	Papadimitriou	D11/79

\* cited by examiner

*Primary Examiner* — Cathron C Brooks

*Assistant Examiner* — Melanie Levy

(74) *Attorney, Agent, or Firm* — SNR Denton LLP; Brian R. McGinley

(57) **CLAIM**

The ornamental design for pendant, as shown and described.

**DESCRIPTION**

FIG. 1 is a front view of the pendant;  
 FIG. 2 is a rear view of the pendant illustrated in FIG. 1;  
 FIG. 3 is a right elevational view of the pendant illustrated in FIG. 1;  
 FIG. 4 is a left elevational view of the pendant illustrated in FIG. 1;  
 FIG. 5 is a top view of the pendant illustrated in FIG. 1;  
 FIG. 6 is a bottom view of the pendant illustrated in FIG. 1;  
 FIG. 7 is a perspective view of the pendant illustrated in FIG. 1;  
 FIG. 8 is a front view of a second embodiment of the pendant;  
 FIG. 9 is a rear view of the pendant illustrated in FIG. 8;  
 FIG. 10 is a right elevational view of the pendant illustrated in FIG. 8;  
 FIG. 11 is a left elevational view of the pendant illustrated in FIG. 8;  
 FIG. 12 is a top view of the pendant illustrated in FIG. 8;  
 FIG. 13 is a bottom view of the pendant illustrated in FIG. 8,  
 and,  
 FIG. 14 is a perspective view of the pendant illustrated in FIG. 8.

**1 Claim, 8 Drawing Sheets**





FIG. 1




FIG. 2




FIG. 3




FIG. 4




FIG. 5

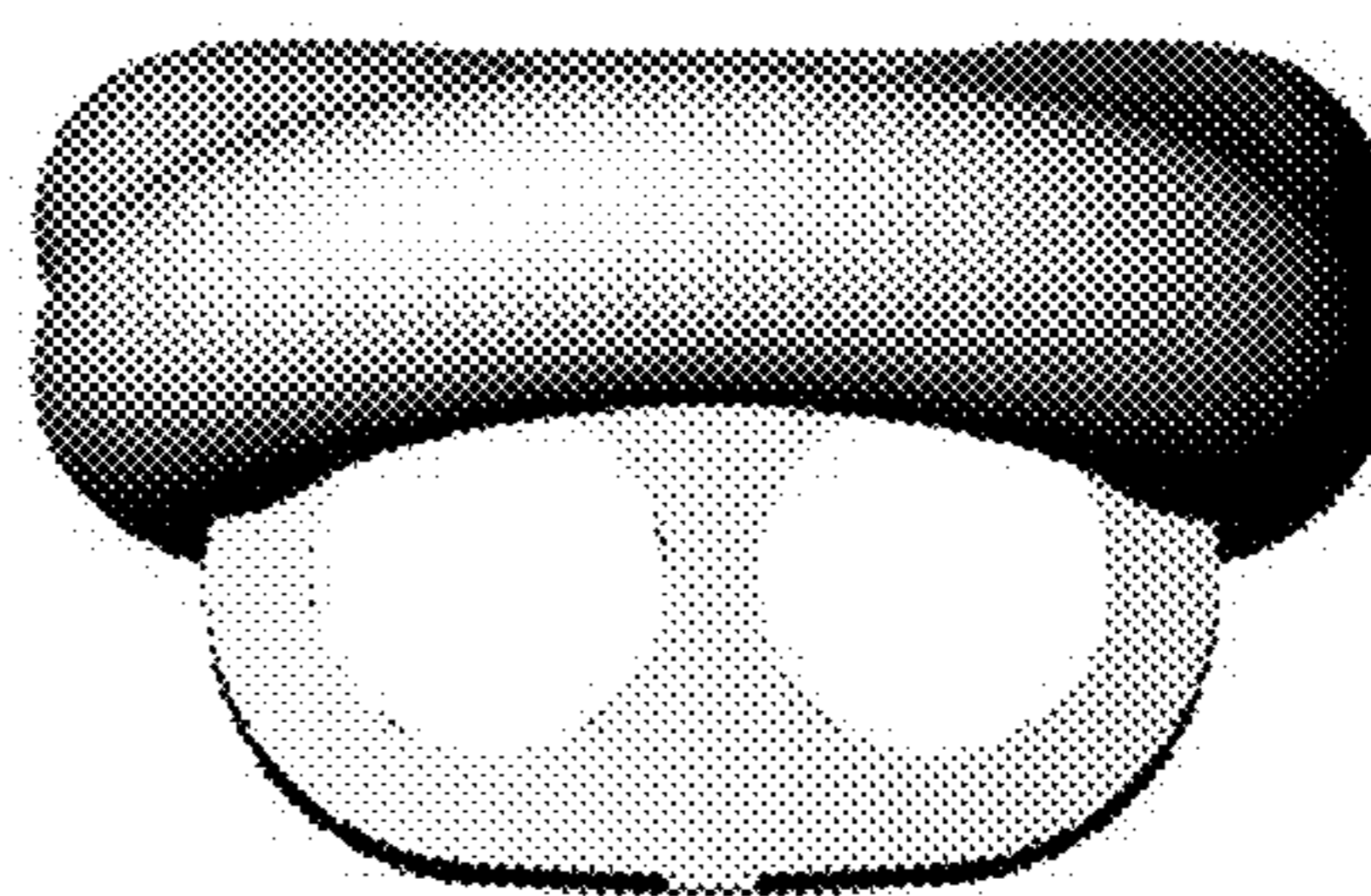


FIG. 6

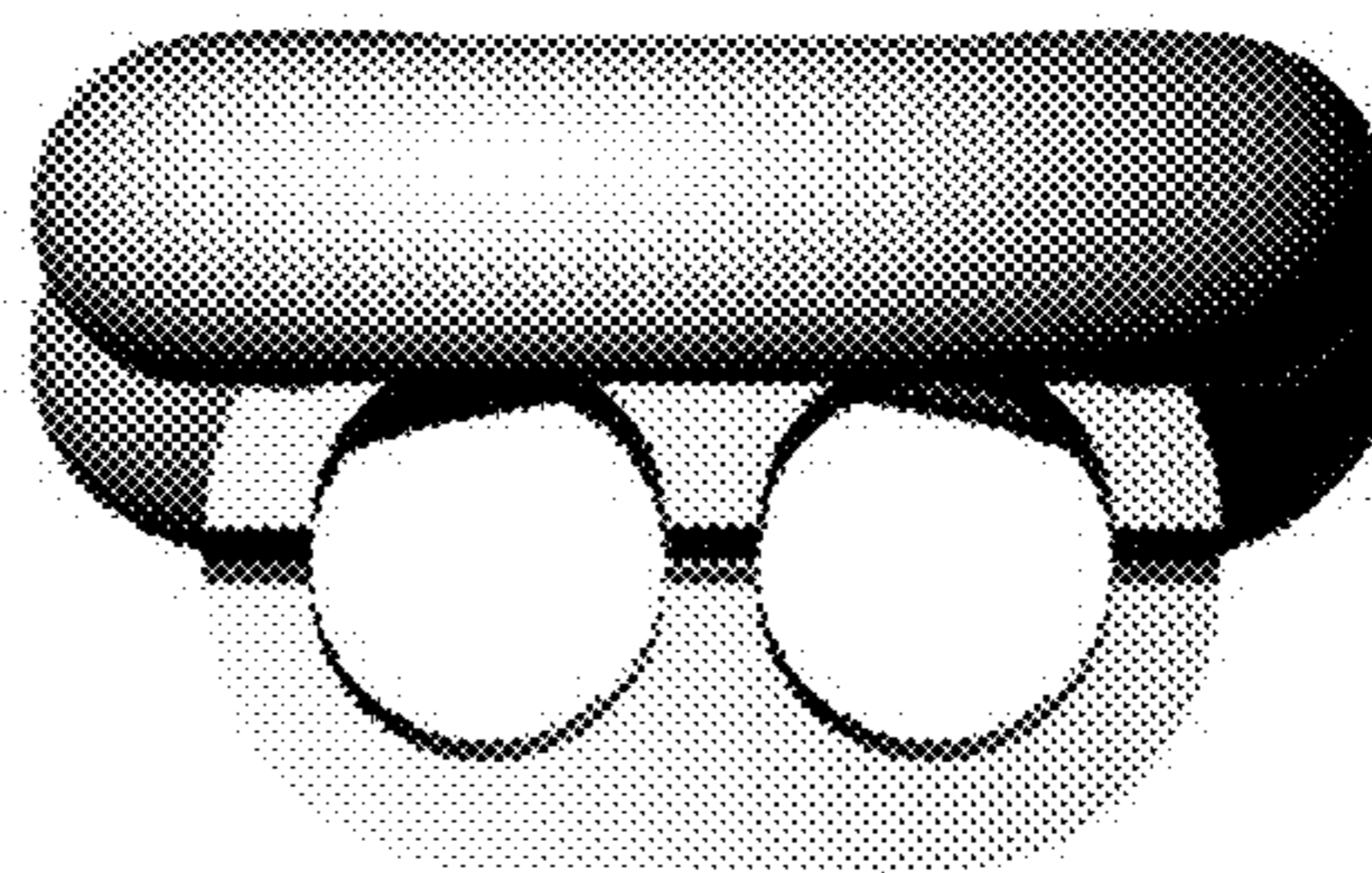


FIG. 7

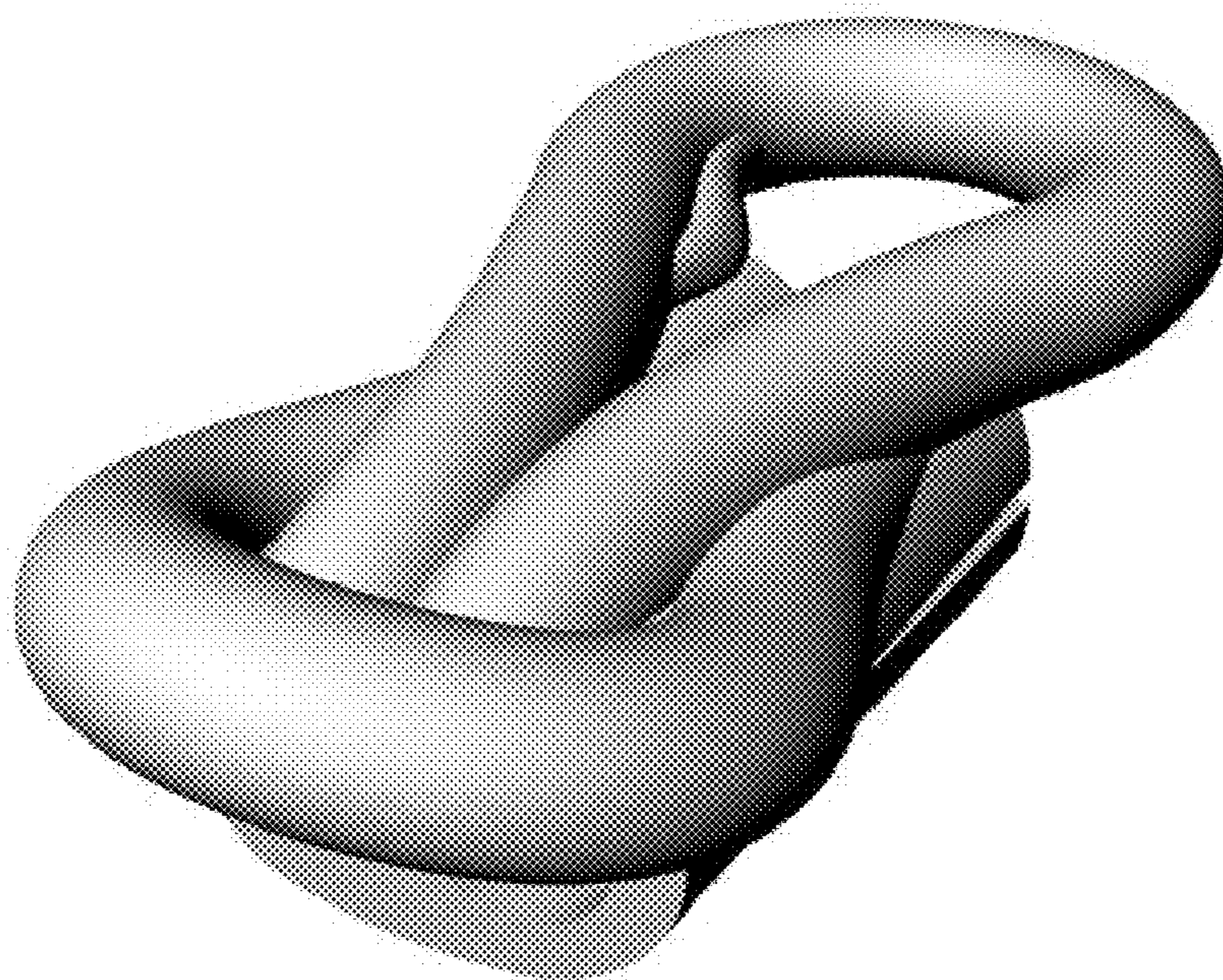


FIG. 8




FIG. 9




FIG. 10




FIG. 11




FIG. 12

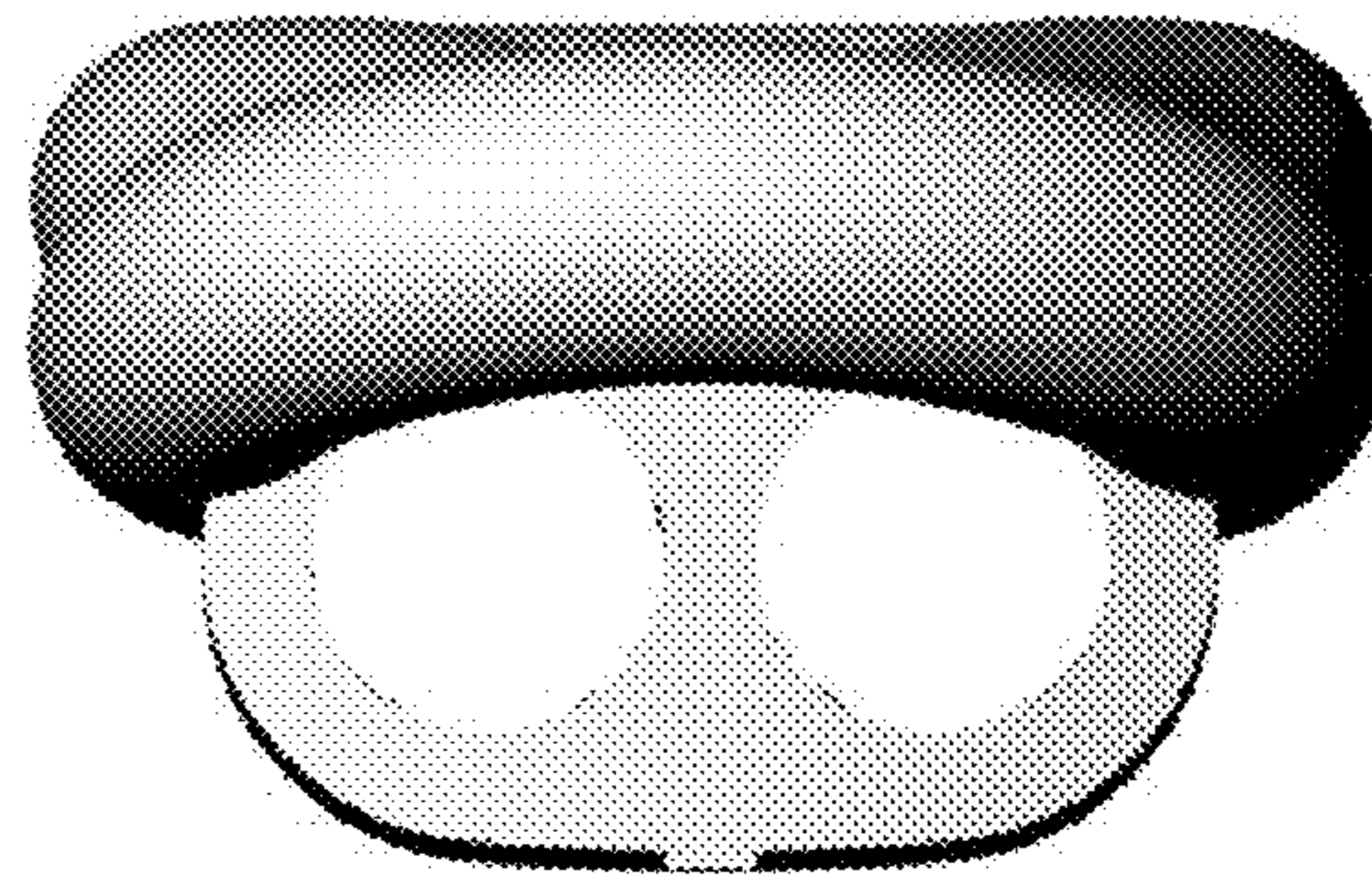


FIG. 13






FIG. 14

