



US00D637476S

(12) **United States Design Patent**  
**Hanna**

(10) **Patent No.:** **US D637,476 S**

(45) **Date of Patent:** **\*\* \*May 10, 2011**

(54) **CORNER COUPLING**

(75) Inventor: **Burt Hanna**, Fayetteville, AR (US)

(73) Assignee: **Greenland Composites, Inc.**,  
Fayetteville, AR (US)

(\*) Notice: This patent is subject to a terminal disclaimer.

(\*\*) Term: **14 Years**

(21) Appl. No.: **29/349,222**

(22) Filed: **Mar. 17, 2010**

(51) **LOC (9) Cl.** ..... **08-08**

(52) **U.S. Cl.** ..... **D8/382**

(58) **Field of Classification Search** ..... D8/382,  
D8/349, 394, 395; 52/712; 403/403, 217;  
D25/122

See application file for complete search history.

(56) **References Cited**

U.S. PATENT DOCUMENTS

D253,865 S *	1/1980	Hagglund	.....	D8/382
D259,083 S *	5/1981	Riegsecker	.....	D8/394
D277,934 S *	3/1985	Beckrot	.....	D8/395
D297,303 S *	8/1988	Finklestein	.....	D8/382

5,059,056 A *	10/1991	Banthia et al.	.....	403/170
D387,656 S *	12/1997	Liang	.....	D8/382
6,682,256 B1 *	1/2004	Hor	.....	403/382
D524,147 S *	7/2006	Bricker	.....	D8/382
D621,245 S *	8/2010	Heindl	.....	D8/382
D623,930 S *	9/2010	Austro	.....	D8/382

\* cited by examiner

*Primary Examiner* — Holly H Baynham

*Assistant Examiner* — Sheryl Lane

(74) *Attorney, Agent, or Firm* — Keisling & Pieper PL; Trent C. Keisling

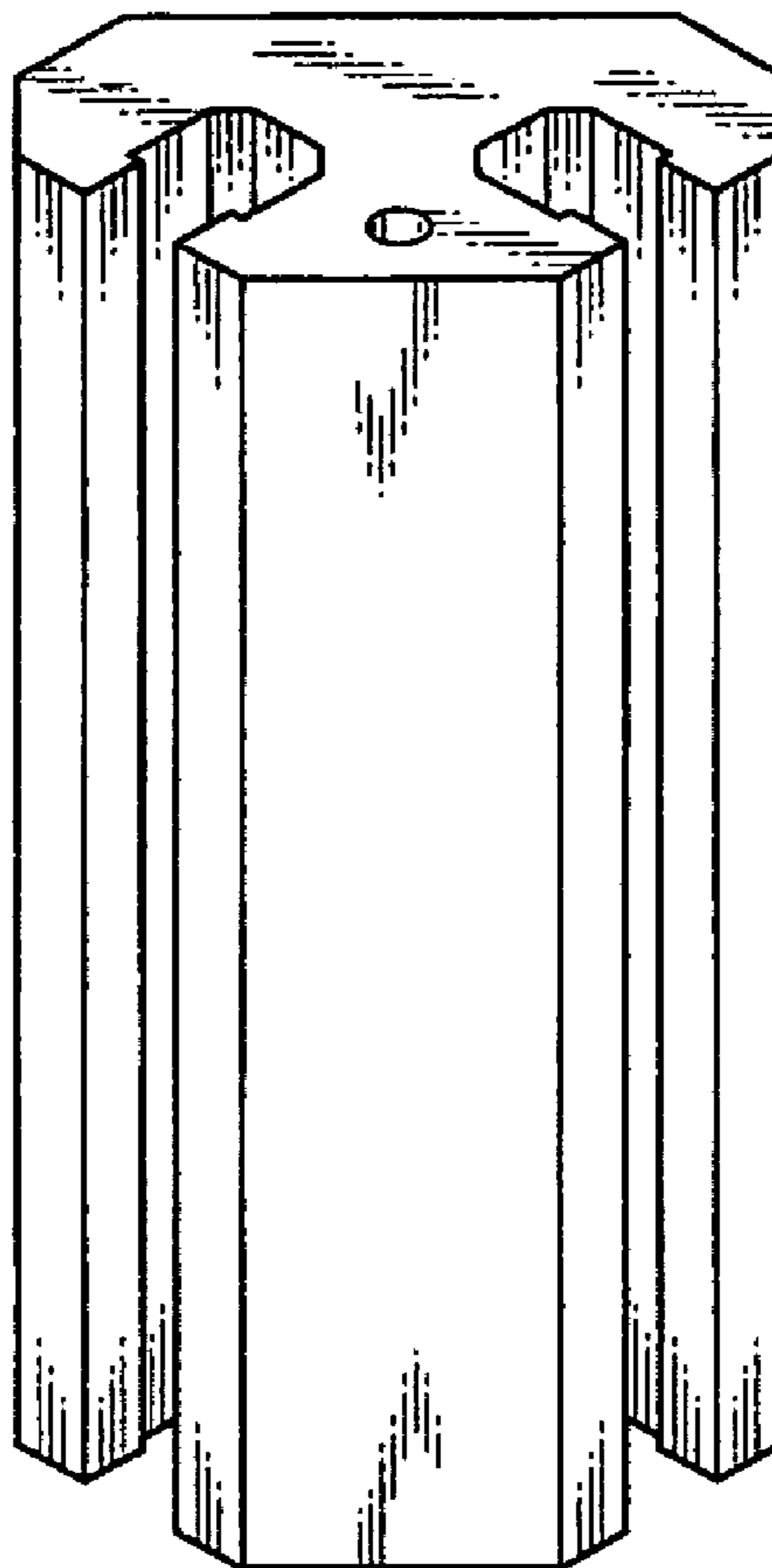
(57) **CLAIM**

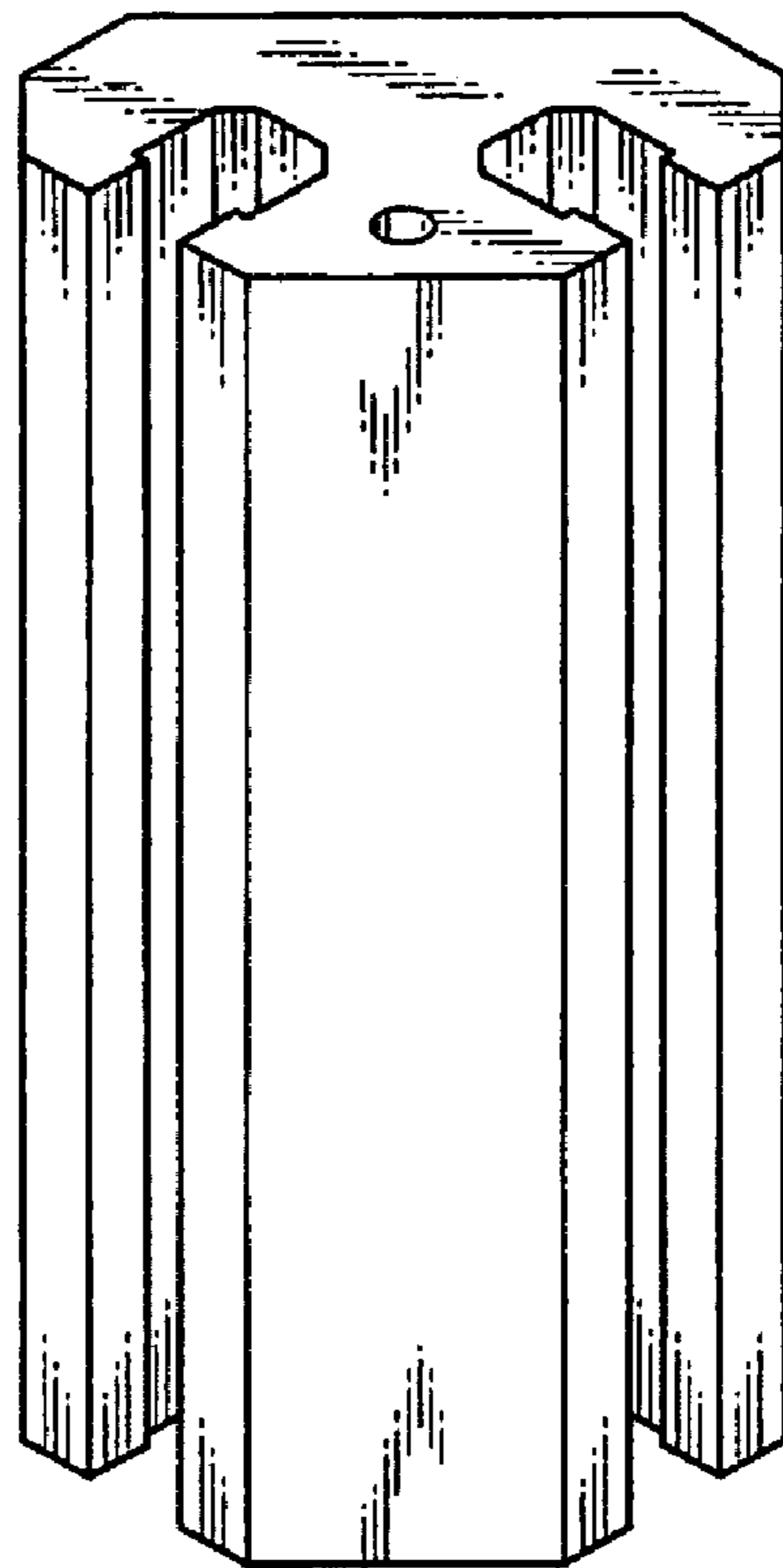
The ornamental design for a corner coupling, as shown and described.

**DESCRIPTION**

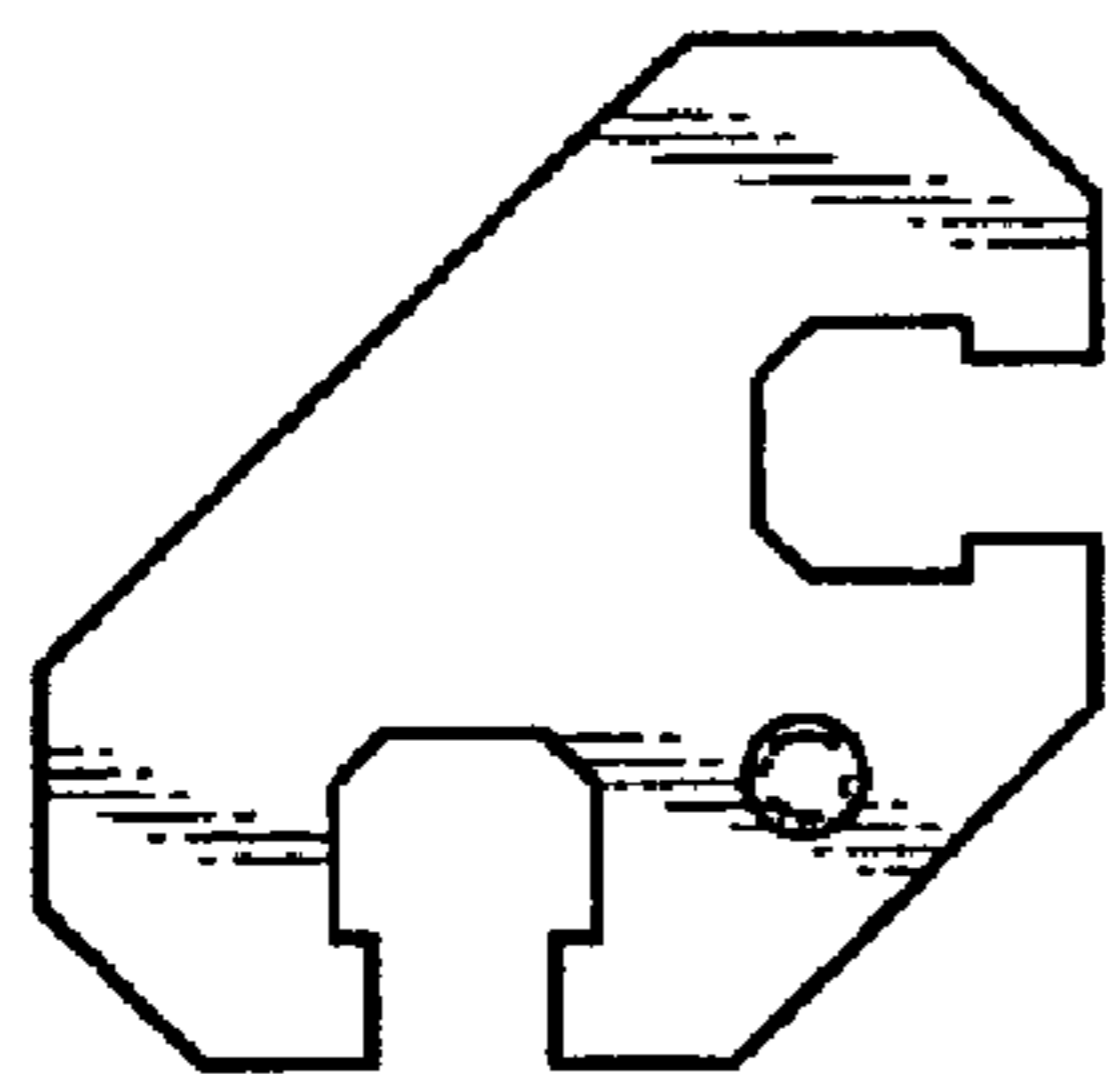
FIG. 1 is an isometric view of a corner coupling showing my new design;  
FIG. 2 is a top plan view thereof with the bottom being identical;  
FIG. 3 is a front elevational view thereof with the right side being a mirror image; and,  
FIG. 4 is a rear elevational view thereof with the left side being a mirror image.

**1 Claim, 1 Drawing Sheet**






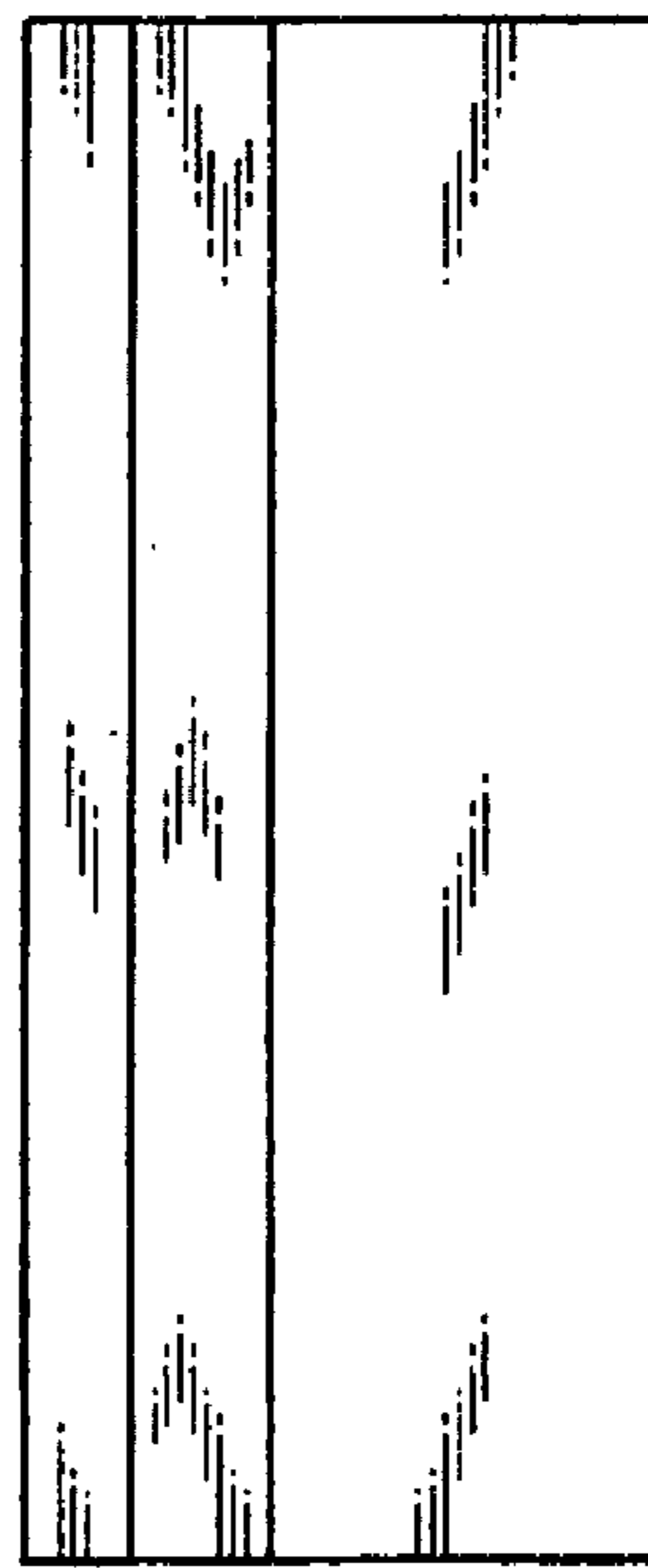
*FIG. 1*



*FIG. 2*



*FIG. 3*



*FIG. 4*