



US00D637463S

(12) **United States Design Patent**  
**Silvers et al.**

(10) **Patent No.:** **US D637,463 S**

(45) **Date of Patent:** **\*\* May 10, 2011**

(54) **BOTTLE BLADE**

(75) Inventors: **Michael Henry Silvers**, Ultimo (AU);  
**Sam Tam**, Ultimo (AU)

(73) Assignee: **Howard Silvers & Sons Pty Ltd.**,  
Ultimo, NSW (AU)

(\*\*) Term: **14 Years**

(21) Appl. No.: **29/361,088**

(22) Filed: **May 5, 2010**

(51) **LOC (9) Cl.** ..... **07-99**

(52) **U.S. Cl.** ..... **D8/18**

(58) **Field of Classification Search** ..... D8/14,  
D8/16-20, 33-43, 88, 89, 98, 105; 7/113,  
7/151-156; 30/400-410, 416-430, 433,  
30/434, 443, 450; 81/3.07, 3.09, 3.2, 3.27,  
81/3.29, 3.31, 3.35, 3.37, 3.4, 3.45, 3.48,  
81/3.49, 3.55

See application file for complete search history.

(56) **References Cited**

U.S. PATENT DOCUMENTS

930,732	A	8/1909	Coughlin	
D142,845	S *	11/1945	Dresdner	D8/98
3,415,093	A *	12/1968	Newell	D8/14
D287,093	S	12/1986	Ryan	
D298,794	S *	12/1988	Allen	D8/19
4,967,622	A	11/1990	Phillips	
D335,432	S	5/1993	Vaughan	
D336,023	S	6/1993	Alpers	
5,457,834	A	10/1995	Allen, Sr.	
5,509,380	A	4/1996	Tipp	

D420,265	S	2/2000	Pierce	
6,220,118	B1	4/2001	Pacheco et al.	
D461,107	S *	8/2002	Pitt	D8/17
D462,000	S	8/2002	Hightower	
D479,965	S *	9/2003	Song	D8/33
D479,967	S	9/2003	Schülein	
D488,689	S *	4/2004	Smith, IV	D8/33
D495,572	S	9/2004	Yeung	
D553,458	S	10/2007	Hood	
D579,739	S *	11/2008	Barone	D8/14
7,559,532	B1	7/2009	Kodi	
D624,373	S *	9/2010	Brundige	D8/16

\* cited by examiner

*Primary Examiner* — Garth Rademaker

(74) *Attorney, Agent, or Firm* — Greenberg Traurig, LLP

(57) **CLAIM**

The ornamental design for a bottle blade, as shown and described.

**DESCRIPTION**

FIG. 1 is a top plan view of a bottle blade showing our new design;

FIG. 2 is a bottom plan view thereof;

FIG. 3 is a side elevation view thereof;

FIG. 4 is an opposite side elevation view thereof;

FIG. 5 is an end view thereof;

FIG. 6 is an opposite end view thereof, with portions of the design visible through the hole omitted for ease of disclosure;

FIG. 7 is a top perspective view thereof; and,

FIG. 8 is a bottom perspective view thereof.

**1 Claim, 8 Drawing Sheets**

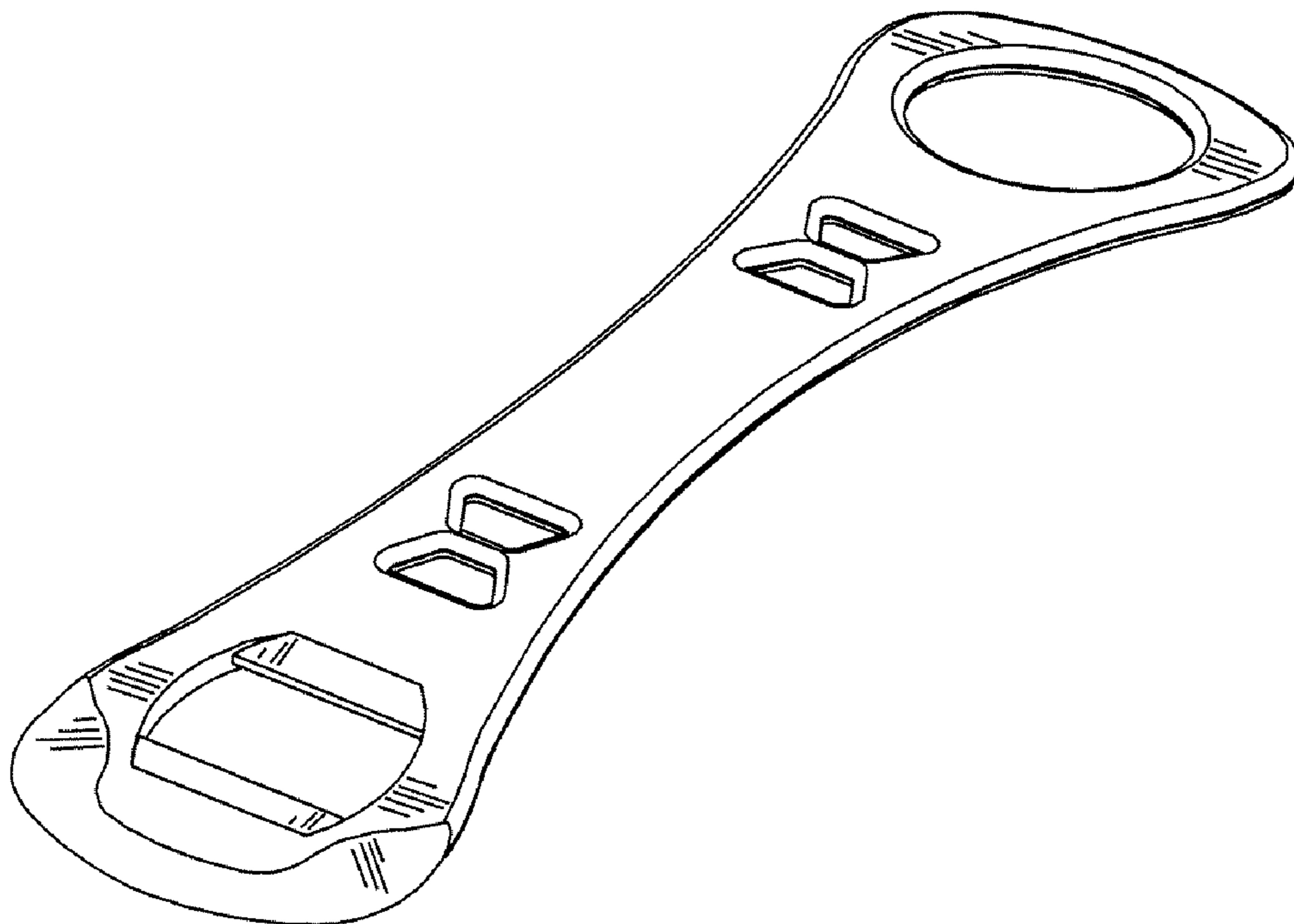


FIG 1.

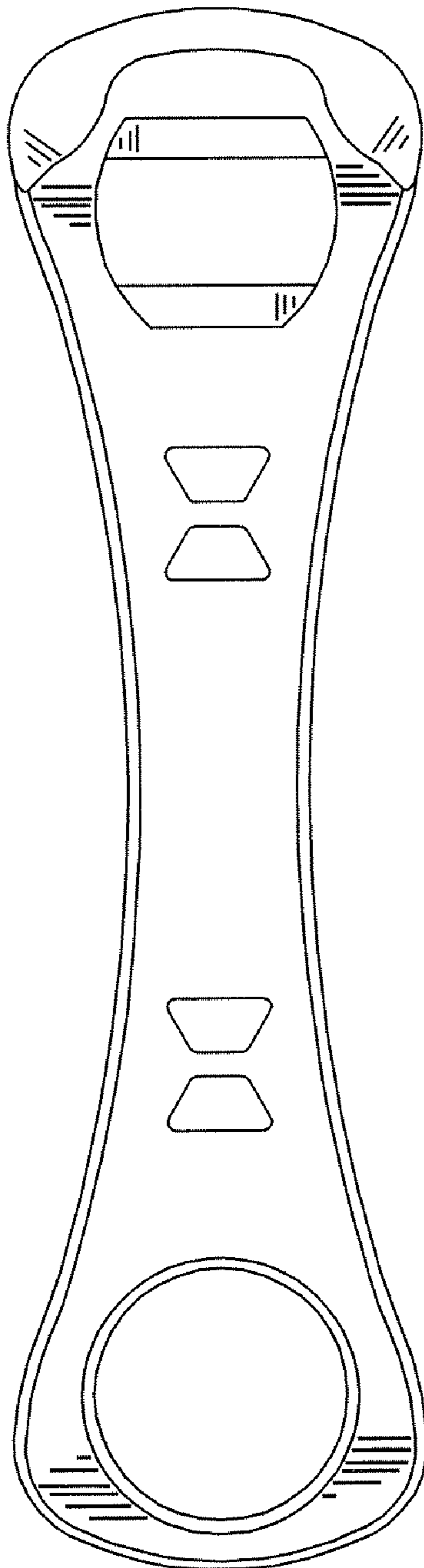


FIG 2.

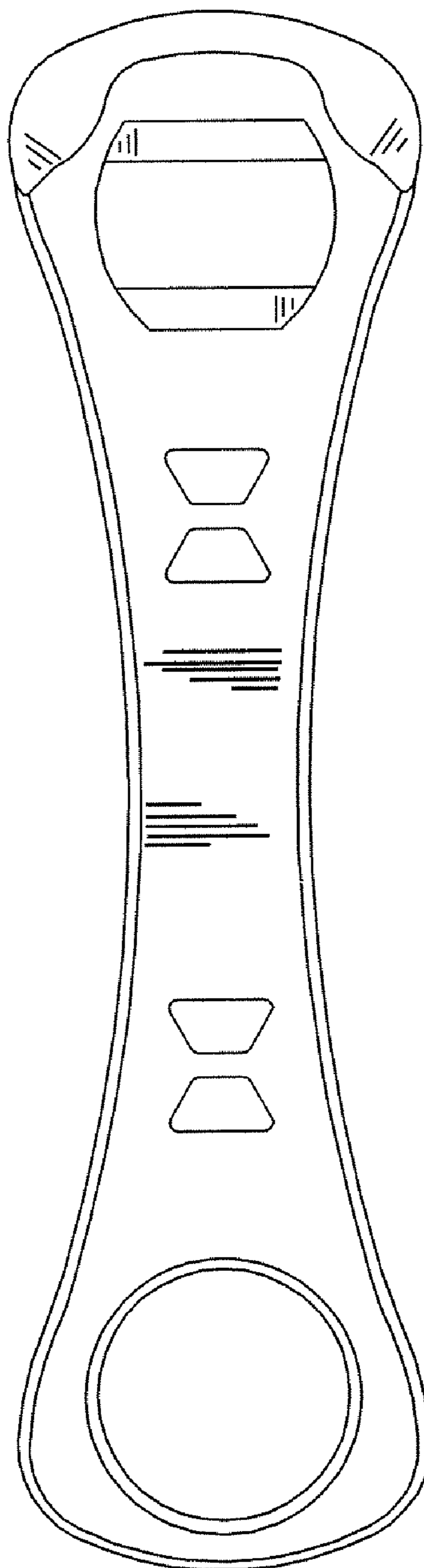


FIG 3.




FIG 4.



FIG 5.



FIG 6.




FIG 7.

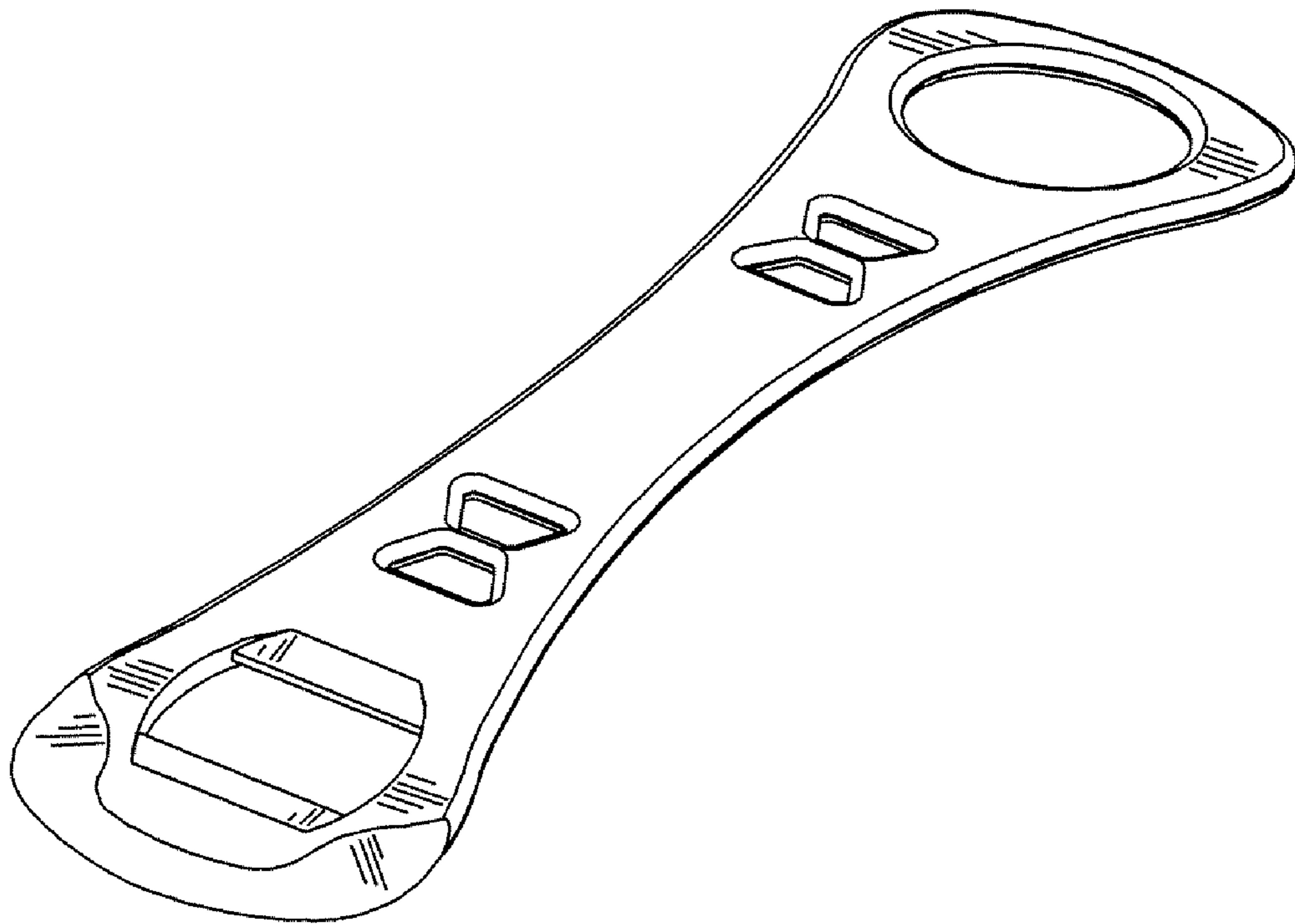




FIG 8.

