

US00D637450S

(12) **United States Design Patent**  
**Cheng**

(10) **Patent No.:** **US D637,450 S**

(45) **Date of Patent:** **\*\* May 10, 2011**

(54) **SQUARE SKILLET WITH A CORNER  
POCKET**

(75) Inventor: **Stanley Kin Sui Cheng**, Hillsborough,  
CA (US)

(73) Assignee: **Meyer Intellectual Properties Limited**  
(VG)

(\*\*) Term: **14 Years**

(21) Appl. No.: **29/370,553**

(22) Filed: **Aug. 3, 2010**

**Related U.S. Application Data**

(62) Division of application No. 29/319,552, filed on Jun.  
11, 2008, now Pat. No. Des. 625,948.

(51) **LOC (9) Cl.** ..... **07-02**

(52) **U.S. Cl.** ..... **D7/354**

(58) **Field of Classification Search** ..... D3/201,  
D3/304, 307-314; D6/406.3; D7/323, 354-363,  
D7/409, 505, 543-550.1, 553.1-553.8, 554.1-554.4,  
D7/555, 560, 584-588, 629; D9/414, 425,  
D9/430-434, 452, 456, 755, 760-761, 781-783;  
99/340, 425-426, 430, 433, 450; 119/161,  
119/166; 126/275 R, 369; 211/74; 220/23.2,  
220/23.83, 534, 543, 573.1-573.3, 756, 769,  
220/912; 229/407

See application file for complete search history.

(56) **References Cited**

**U.S. PATENT DOCUMENTS**

D94,870 S \* 3/1935 Buck ..... D7/553.2  
D206,450 S \* 12/1966 Lloyd ..... D7/553.2  
D207,062 S \* 2/1967 Blair ..... D7/553.5  
D213,093 S \* 1/1969 Thomas ..... D9/761  
3,498,470 A \* 3/1970 Thomas ..... 211/74  
D268,645 S \* 4/1983 Phillips et al. .... D9/761  
D298,296 S \* 11/1988 Washburn et al. .... D7/553.8  
D301,820 S \* 6/1989 Wasserman ..... D7/553.5

4,966,297 A \* 10/1990 Doty ..... 220/23.83  
D322,197 S \* 12/1991 Sherlin ..... D7/549  
D336,407 S \* 6/1993 Harding et al. .... D7/553.5  
D349,426 S \* 8/1994 Norris ..... D7/553.5  
D366,780 S \* 2/1996 Brooks ..... D6/406.3  
D367,587 S \* 3/1996 Perlmutter et al. .... D7/555  
D368,627 S \* 4/1996 McSpadden ..... D7/553.6  
D386,358 S 11/1997 Pfeilsticker  
D387,623 S \* 12/1997 Brooks ..... D7/553.8  
D410,820 S 6/1999 Lofrano  
D414,409 S \* 9/1999 Sanfilippo et al. .... D9/761  
D429,604 S \* 8/2000 Maniaci ..... D7/549  
D443,181 S 6/2001 Miller  
D492,538 S \* 7/2004 Cheng ..... D7/357  
D498,980 S 11/2004 Smith et al.  
D501,761 S \* 2/2005 Glander et al. .... D7/553.5  
D532,656 S 11/2006 Littlejohn  
D533,406 S 12/2006 Littlejohn  
D547,126 S \* 7/2007 Levine et al. .... D7/553.5  
D573,408 S \* 7/2008 Lovett ..... D7/553.2  
D587,515 S 3/2009 Cheng  
D587,517 S 3/2009 Cheng  
D587,971 S 3/2009 Peabody et al.  
D596,894 S 7/2009 Cheng  
D606,810 S 12/2009 Clark

(Continued)

*Primary Examiner* — Caron Veynar

*Assistant Examiner* — Ricky Pham

(74) *Attorney, Agent, or Firm* — Edward S. Sherman

(57) **CLAIM**

The ornamental design for a square skillet with a corner  
pocket, as shown and described.

**DESCRIPTION**

FIG. 1 is a perspective view of the square skillet with a corner  
pocket showing my new design;

FIG. 2 is a top plan view thereof;


FIG. 3 is a front elevation view thereof;

FIG. 4 is a right side elevation view thereof;

FIG. 5 is a bottom plan view thereof; and,

FIG. 6 is a left side elevation view thereof.

**1 Claim, 6 Drawing Sheets**



# US D637,450 S

Page 2

---

## U.S. PATENT DOCUMENTS

D608,593 S *	1/2010	Follansbee et al. ....	D7/553.5	D623,005 S *	9/2010	Cheng .....	D7/354
D612,211 S *	3/2010	Busby .....	D7/555	D625,948 S *	10/2010	Cheng .....	D7/354

\* cited by examiner






FIG. 1






FIG. 2




FIG. 3






FIG. 4




FIG. 5




FIG. 6