



US00D637438S

(12) **United States Design Patent**
Long

(10) **Patent No.:** **US D637,438 S**

(45) **Date of Patent:** **** May 10, 2011**

(54) **THREE SEGMENT PILLOW**

(76) Inventor: **Steven B. Long**, Tucson, AZ (US)

(**) Term: **14 Years**

(21) Appl. No.: **29/362,636**

(22) Filed: **May 27, 2010**

(51) **LOC (9) Cl.** **06-09**

(52) **U.S. Cl.** **D6/601**

(58) **Field of Classification Search** D6/502,
D6/595-601, 604, 606, 611; 5/630, 632,
5/633, 636, 367, 639, 644-646, 648, 652,
5/653, 655, 655.3, 655.9, 656, 709; D21/803,
D21/809; D24/183; D30/118; 297/219.1,
297/382; 601/57

See application file for complete search history.

(56) **References Cited**

U.S. PATENT DOCUMENTS

4,037,591	A *	7/1977	Sarno	601/57
D281,210	S *	11/1985	Roberts	D6/502
4,887,865	A *	12/1989	Dawidzon	297/382
D316,352	S *	4/1991	Anson	D6/596
5,303,435	A *	4/1994	Haar et al.	5/709
D349,146	S *	7/1994	Mahler	D21/809
D416,160	S *	11/1999	Garcia, Sr.	D6/601
D424,358	S *	5/2000	Wang	D6/604
D434,589	S *	12/2000	Moeke-Maxwell	D6/601
D509,694	S *	9/2005	Pitchford	D6/601

D539,067	S *	3/2007	Dayan	D6/601
D622,529	S *	8/2010	Long	D6/601
D622,530	S *	8/2010	Long	D6/601
D624,343	S *	9/2010	Long	D6/601

* cited by examiner

Primary Examiner — Mary Ann Calabrese

(74) *Attorney, Agent, or Firm* — Dale F. Regelman; Quarles & Brady LLP

(57) **CLAIM**

The ornamental design for a three segment pillow, as shown and described.

DESCRIPTION

FIG. 1 is a perspective view showing Applicant's three segment pillow in a sitting configuration and being supported by a sofa;

FIG. 2 is a reduced scale front side view showing the three segmented pillow in a straightend configuration being held by a person;

FIG. 3 is an enlarged front side elevational view, the rear being a mirror image thereof;

FIG. 4 is an enlarged first side view, the second side view being a mirror image thereof;

FIG. 5 is a top end view thereof; and,

FIG. 6 is a bottom end view thereof.

In the drawings, the broken lines showing the sofa and person illustrate environment and form no part of the claimed design.

1 Claim, 4 Drawing Sheets

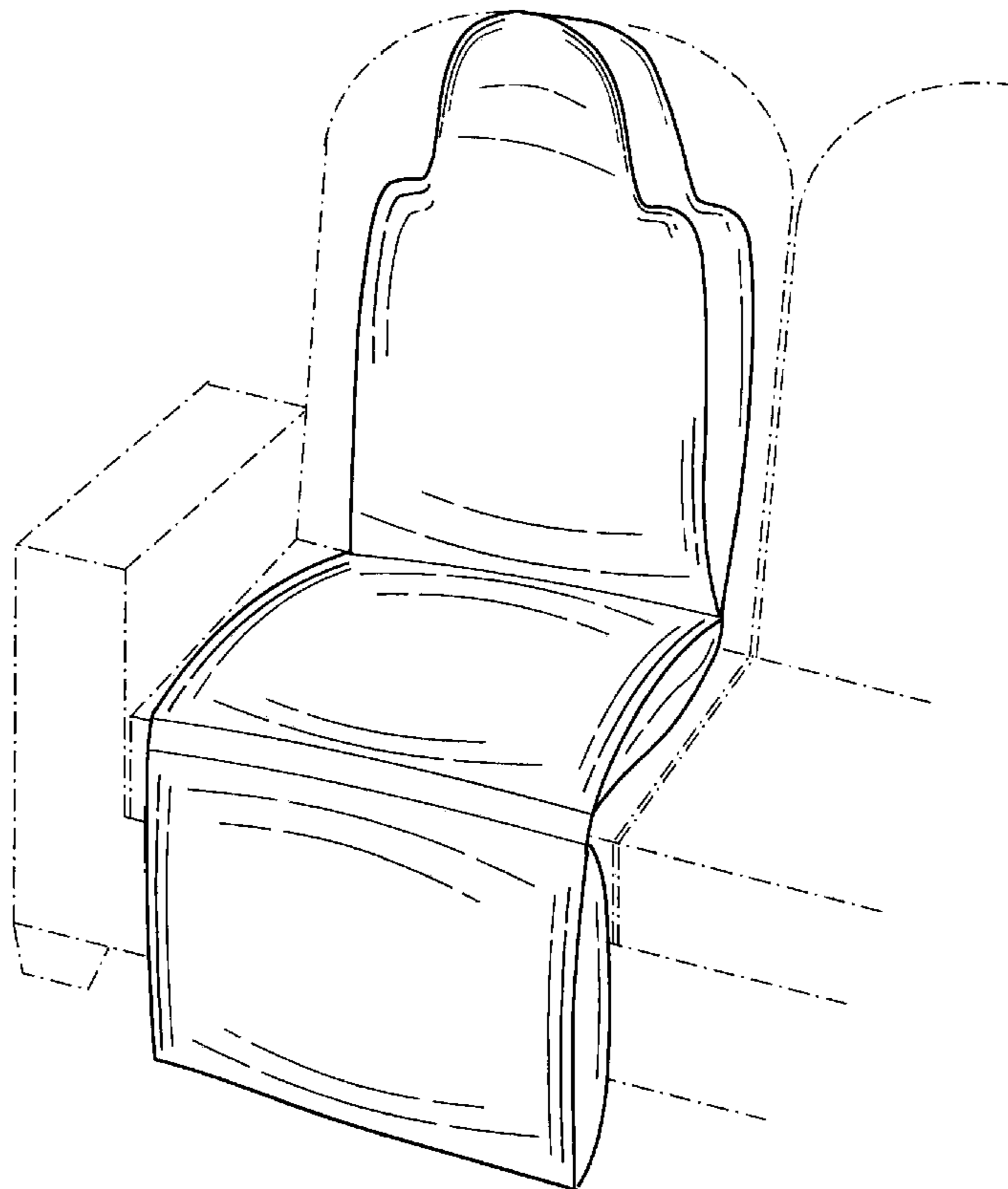


FIG. 1

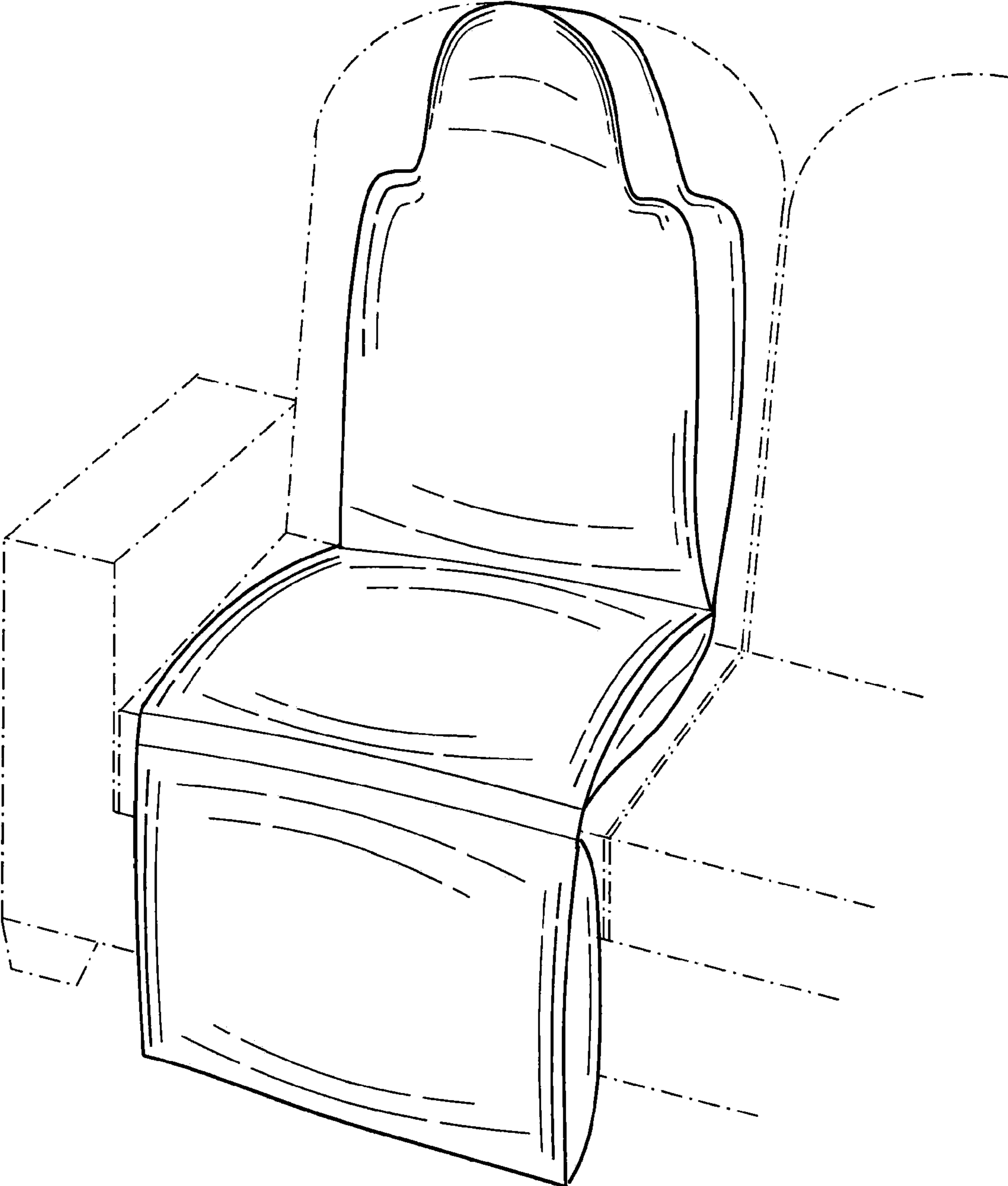


FIG. 2

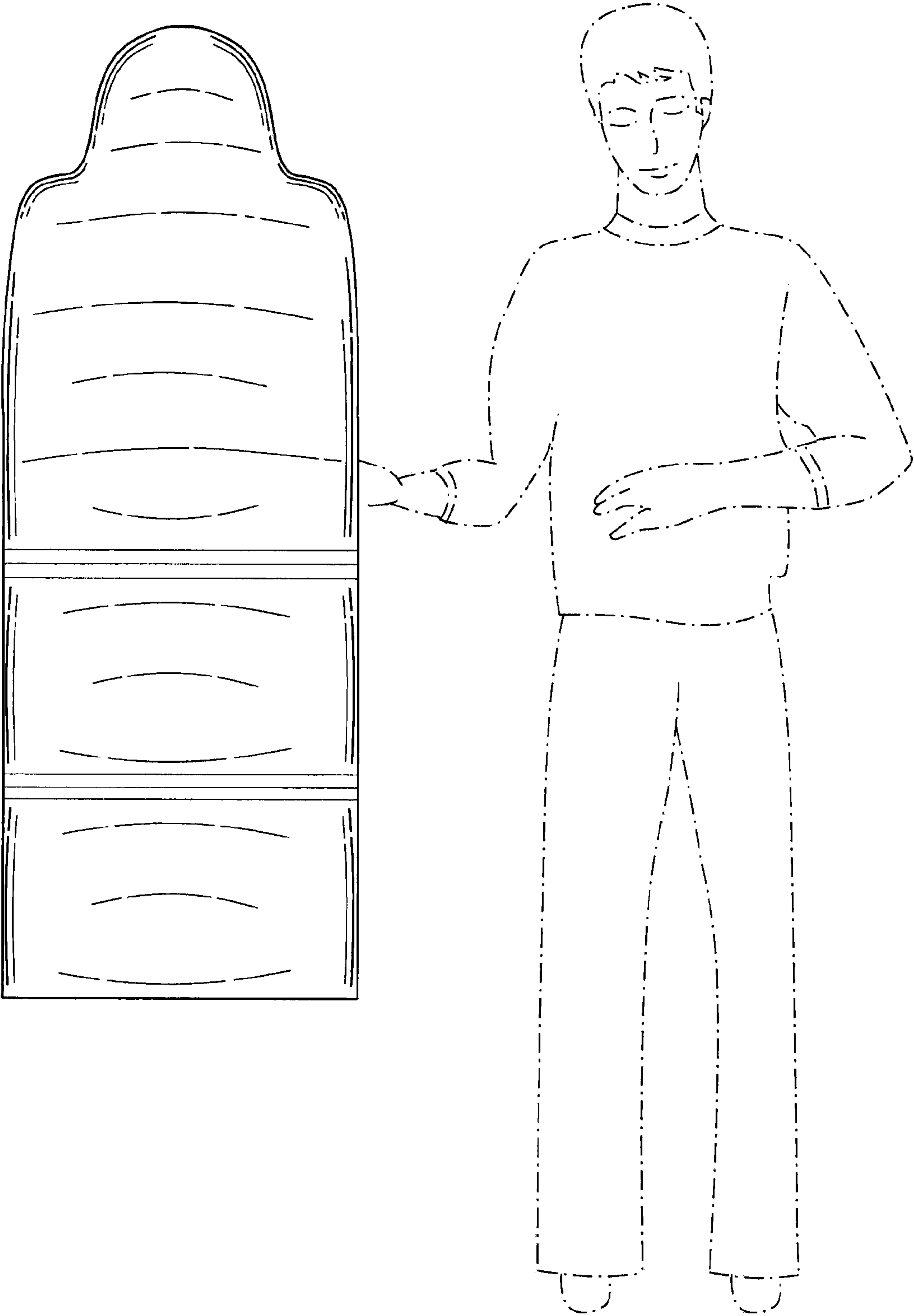


FIG. 3

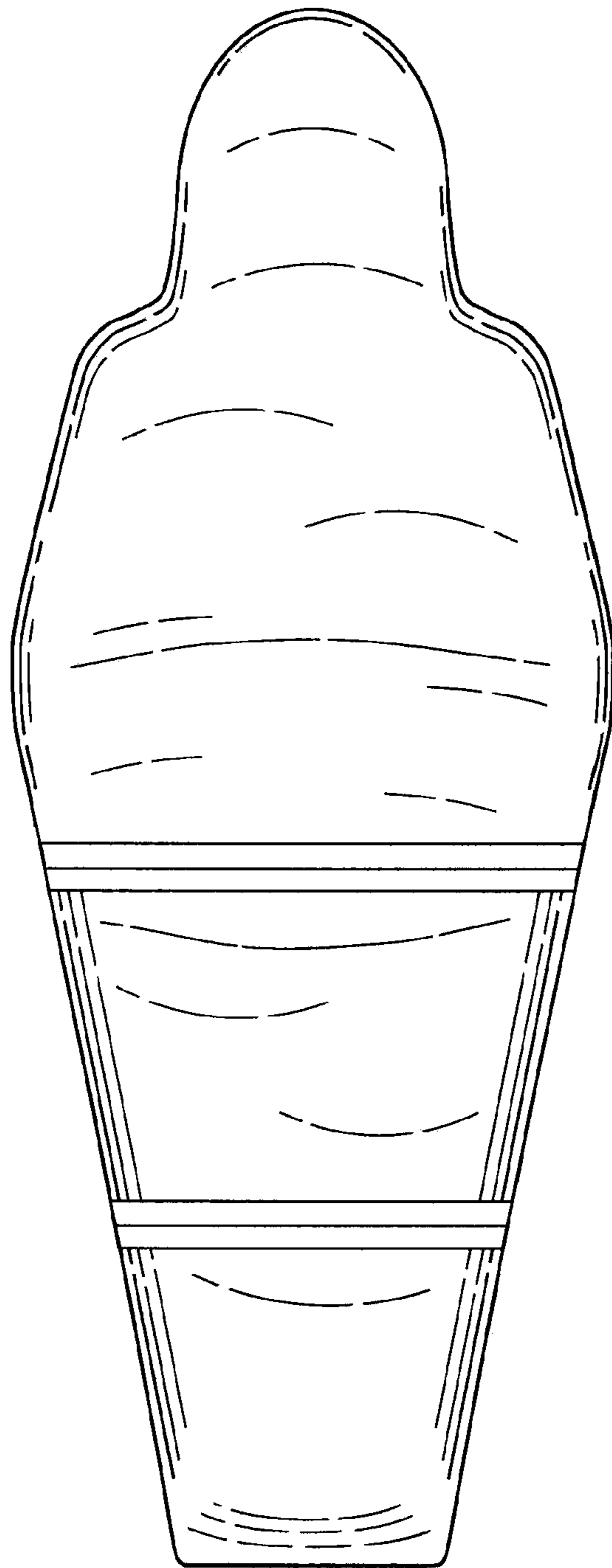


FIG. 4

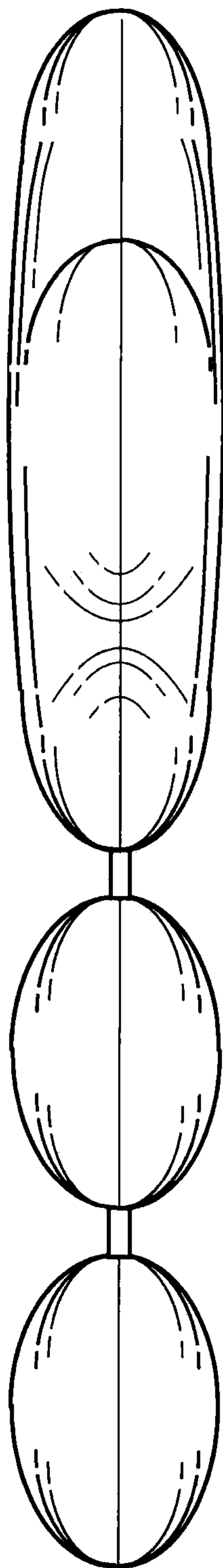


FIG. 5

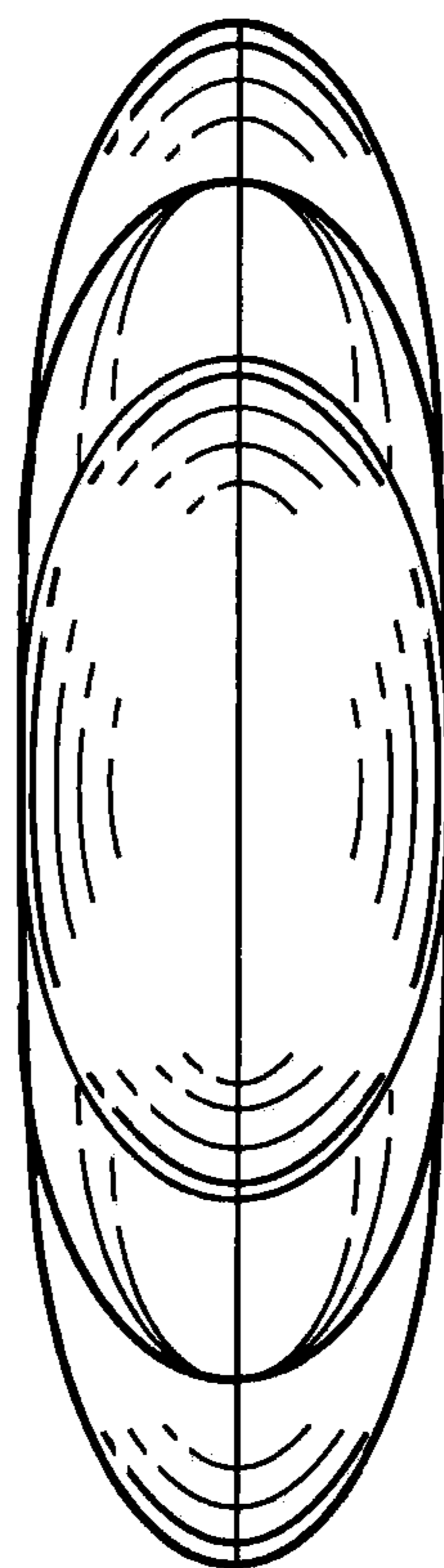


FIG. 6

