



US00D637436S

(12) **United States Design Patent**
Lovinger et al.

(10) **Patent No.:** **US D637,436 S**

(45) **Date of Patent:** **** May 10, 2011**

(54) **NECK PAD**

(76) Inventors: **Todd Lovinger**, Clarksville, MD (US);
Julie Lovinger, Clarksville, MD (US);
Michael Young, Germantown, TN (US);
Janet Senatore, Louisville, CO (US)

(**) Term: **14 Years**

(21) Appl. No.: **29/356,663**

(22) Filed: **Mar. 1, 2010**

(51) **LOC (9) Cl.** **06-09**

(52) **U.S. Cl.** **D6/601**

(58) **Field of Classification Search** D6/595-601,
D6/604, 606, 611; 5/420, 630, 632, 633,
5/636, 637, 639, 640, 642, 644-646, 648,
5/652, 635, 655, 655.3, 655.9, 656, 657.5;
D2/866; D21/803; D24/183, 188, 190, 191;
D29/100; D30/118; 2/468; 602/13, 18
See application file for complete search history.

(56) **References Cited**

U.S. PATENT DOCUMENTS

2,765,480	A	10/1956	Mueller	
4,031,578	A	6/1977	Sweeney et al.	
D385,451	S	10/1997	Pujals, Jr.	
D387,937	S	12/1997	Pujals, Jr.	
D394,713	S *	5/1998	Darcey et al.	D24/190
5,802,644	A	9/1998	Scheurer	
6,058,517	A *	5/2000	Hartunian	2/468
6,161,239	A *	12/2000	Grazel	5/655
6,176,549	B1	1/2001	Karash	
D449,953	S	11/2001	Mixon	
D469,541	S *	1/2003	Cheatham	D24/191
D475,139	S *	5/2003	Myoga	D24/191
6,802,092	B1	10/2004	Klein	

D523,679	S	6/2006	Illingworth	
D530,136	S *	10/2006	Toth	D6/601
D555,965	S *	11/2007	Dickens	D6/601
D582,045	S *	12/2008	James	D24/191
2002/0156408	A1 *	10/2002	Cheatham	602/13

OTHER PUBLICATIONS

Website: http://www.magellans.com/store/In_Flight_Comfort_Pillows_and_BlanketsIF809 (1 Page) Printed Sep. 2008.

Website: <http://www.imakproducts.com/product.php?c=Orthopedic+Support&s=30124> (1 Page) Printed Sep. 2008.

Website: http://www.overstock.com/Home-Garden/Italian-Memory-Foam-Travel-Pillow-with-Aloe-Vera-Cover/3374072/product.html?cid=123620&fp=F&ci_src=14110944&ci_sku=11461110. (5 Pages) Printed Sep. 2008.

* cited by examiner

Primary Examiner — Mary Ann Calabrese

(74) *Attorney, Agent, or Firm* — Thomas, Kayden, Horstemeyer & Risley, LLP

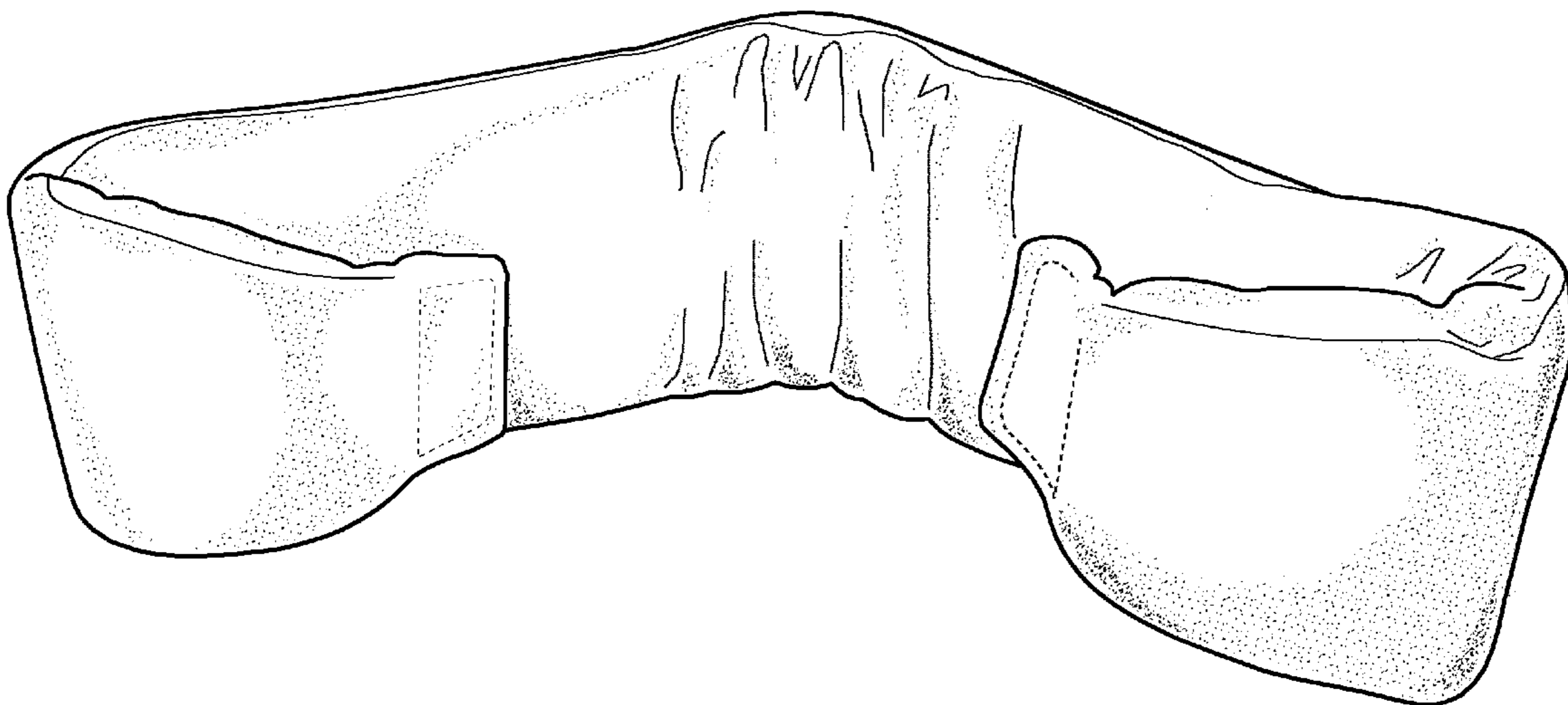
(57) **CLAIM**

The ornamental design for a neck pad, as shown and described.

DESCRIPTION

FIG. 1 is a front perspective view showing our new neck pad; FIG. 2 is a top view thereof, the bottom view being a mirror image of the top view; FIG. 3 is a right side view thereof, the left side view being a mirror image of the right side view; FIG. 4 is a front view thereof; FIG. 5 is a rear view thereof; and, FIG. 6 is a rolled-up perspective view thereof. In the drawings, the broken lines represent stitching.

1 Claim, 4 Drawing Sheets



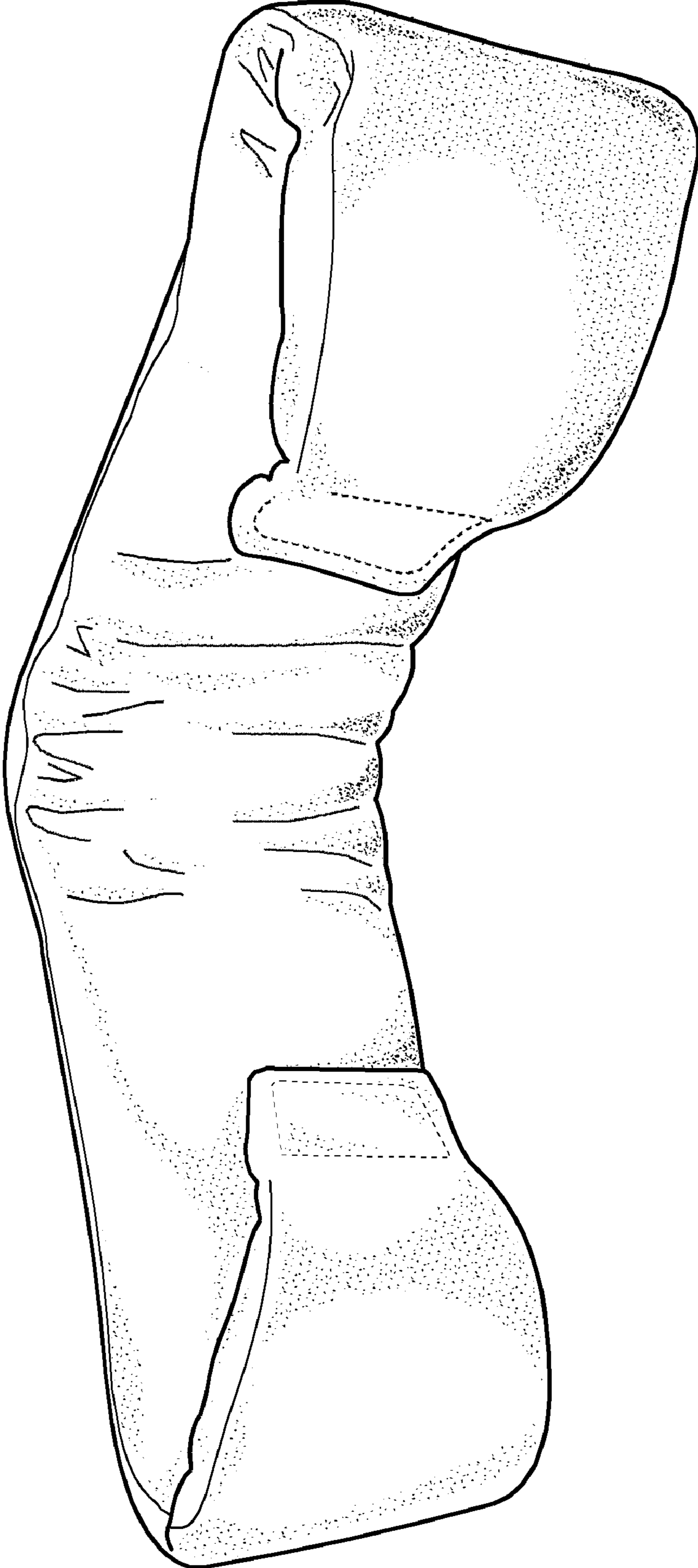


FIG. 1

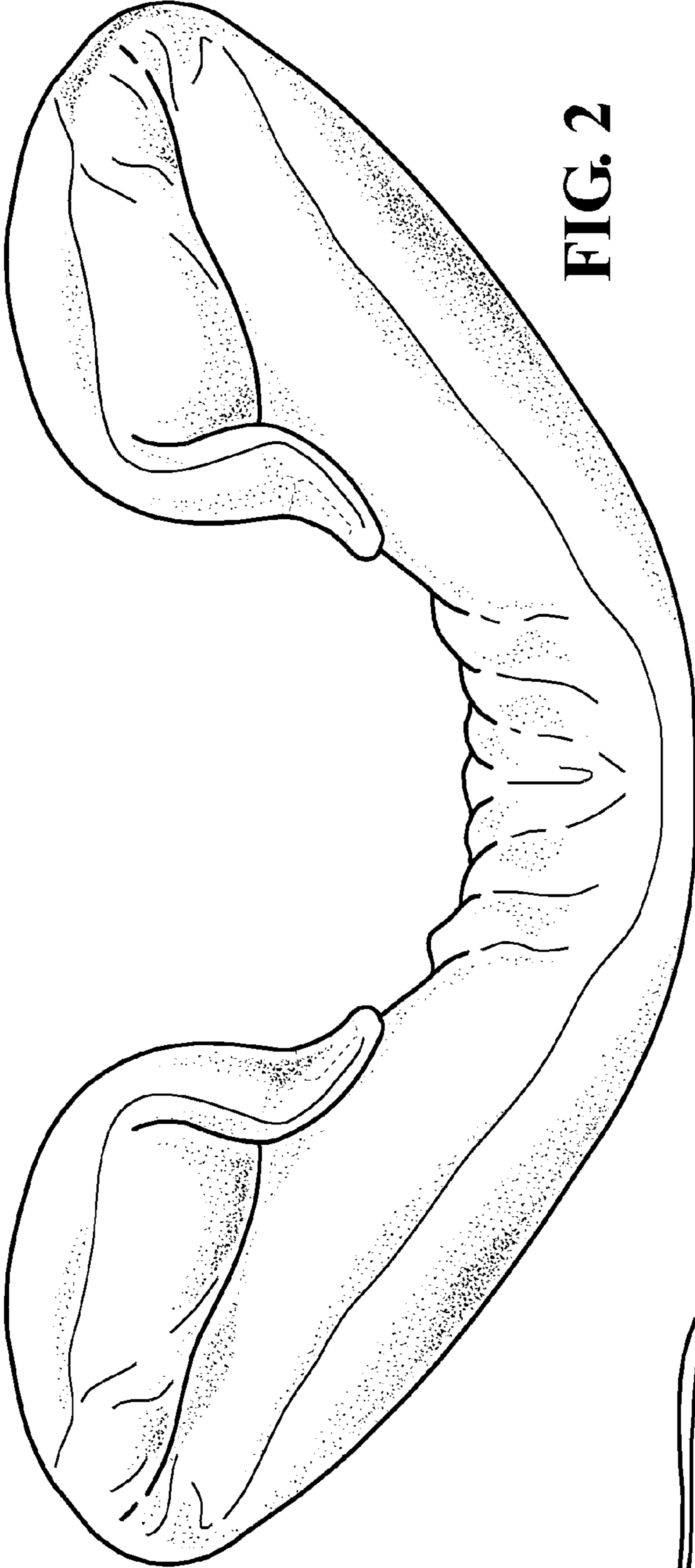


FIG. 2

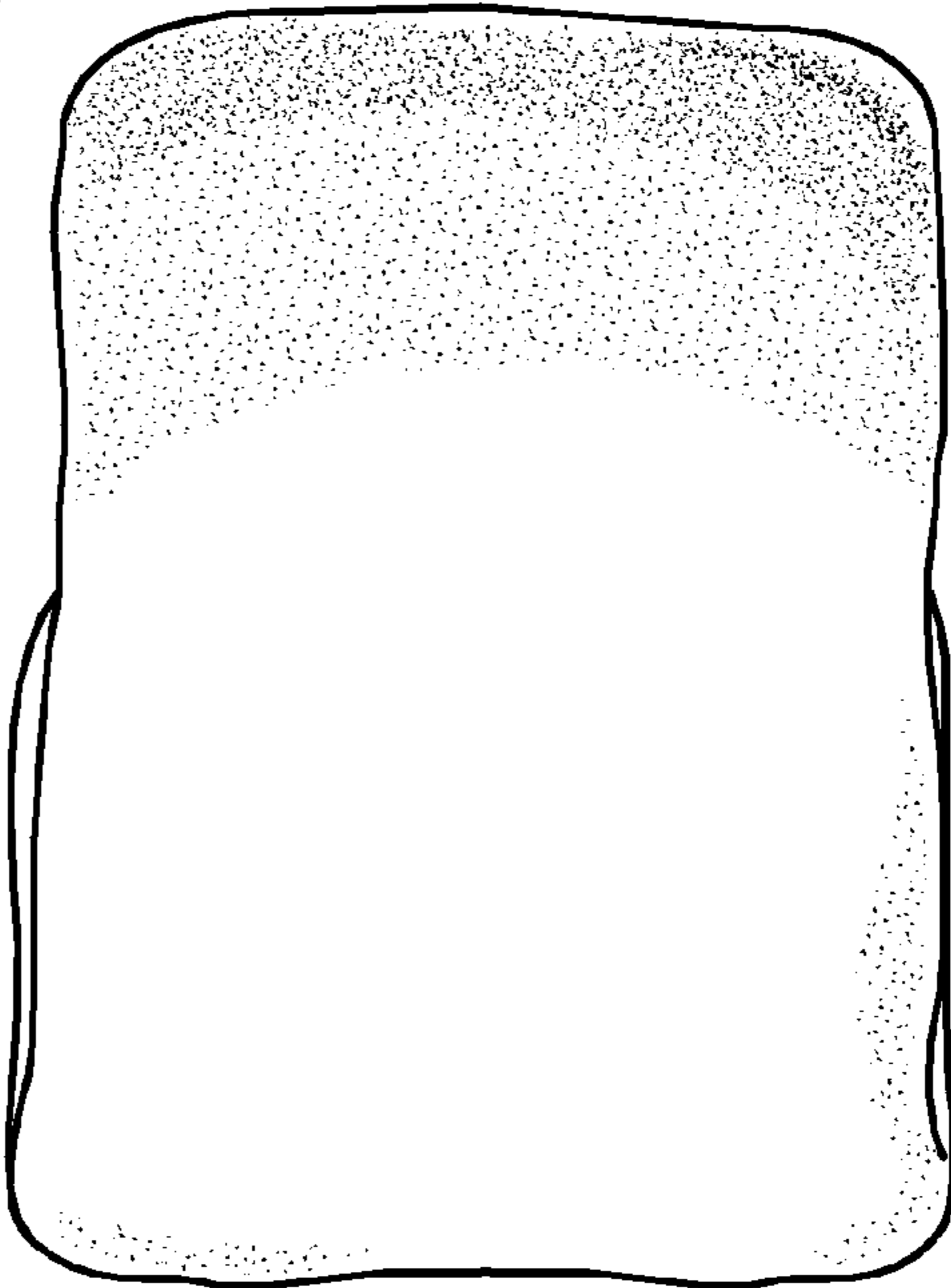


FIG. 3

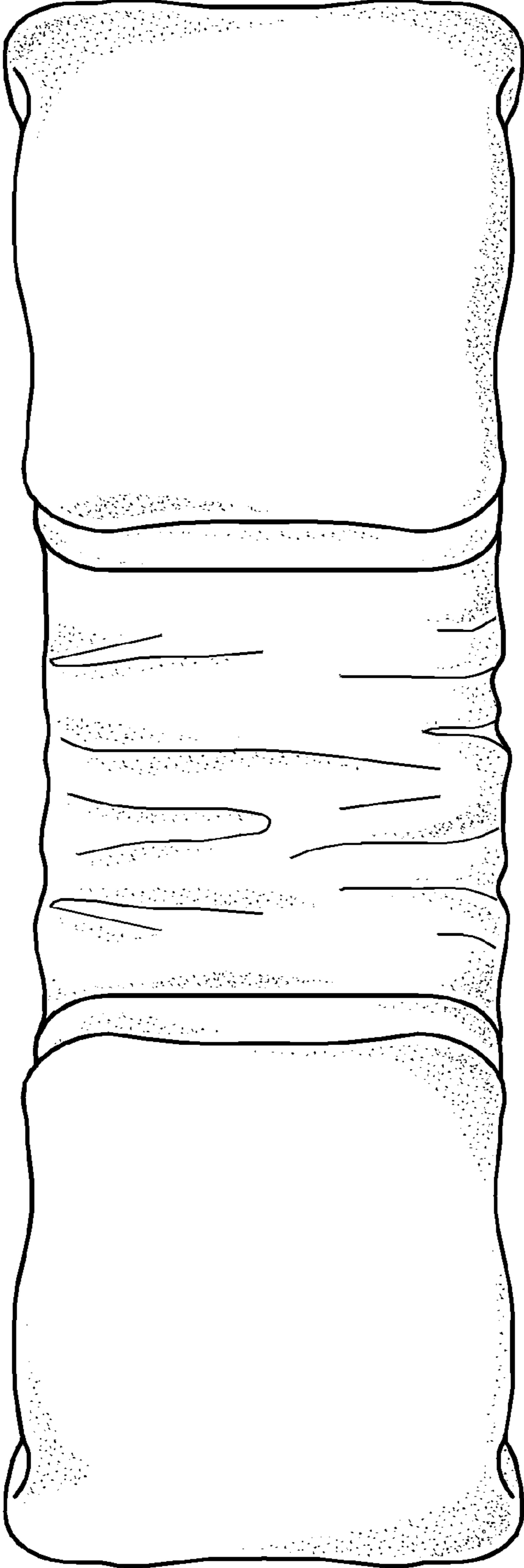


FIG. 4




FIG. 5

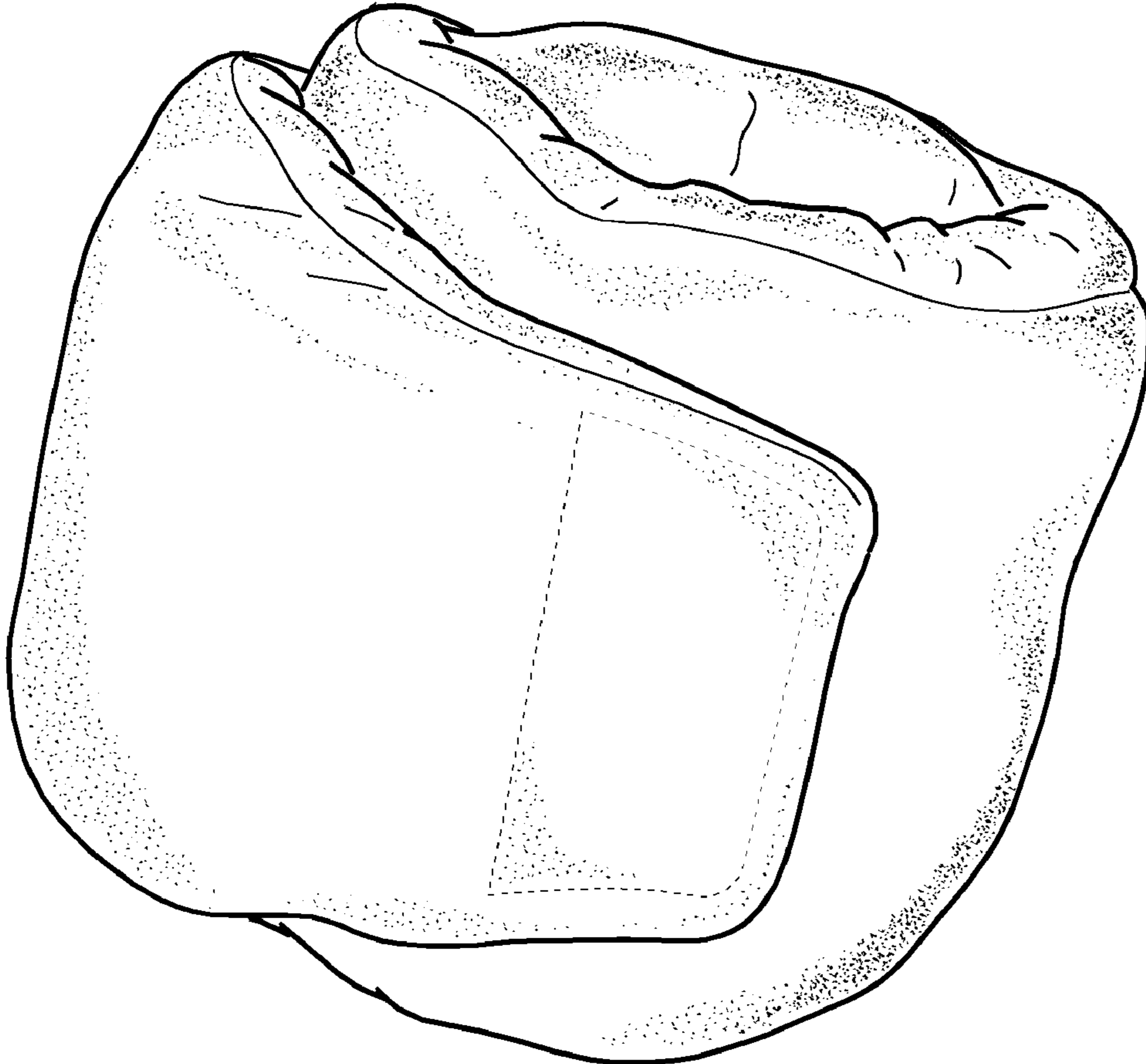


FIG. 6