



US00D637435S

(12) **United States Design Patent**
Lovinger et al.

(10) **Patent No.:** **US D637,435 S**

(45) **Date of Patent:** **** May 10, 2011**

(54) **BACK PAD**

(76) Inventors: **Todd Lovinger**, Clarksville, MD (US);
Julie Lovinger, Clarksville, MD (US);
Michael Young, Germantown, TN (US);
Janet Senatore, Louisville, CO (US)

(**) Term: **14 Years**

(21) Appl. No.: **29/356,660**

(22) Filed: **Mar. 1, 2010**

(51) **LOC (9) Cl.** **06-09**

(52) **U.S. Cl.** **D6/601**

(58) **Field of Classification Search** D6/595-601,
D6/604, 606, 611; 5/420, 630, 632, 633,
5/636, 637, 639, 640, 642, 644-646, 648,
5/652, 655, 655.3, 655.9, 656, 657.5; D2/866;
D21/803; D24/183, 188, 191; D30/118

See application file for complete search history.

(56) **References Cited**

U.S. PATENT DOCUMENTS

1,447,288	A *	3/1923	Emmerich	5/645
2,765,480	A	10/1956	Mueller		
4,031,578	A	6/1977	Sweeney et al.		
4,683,601	A *	8/1987	Lagin	5/652
D298,569	S *	11/1988	Nippoldt et al.	D24/188
4,835,801	A	6/1989	Walpin et al.		
D308,454	S *	6/1990	Merli	D6/596
D309,544	S *	7/1990	Abriam	D6/601
5,291,625	A *	3/1994	Leslie	5/420
5,572,757	A	11/1996	O'Sullivan		
D385,451	S	10/1997	Pujals, Jr.		
D387,937	S	12/1997	Pujals, Jr.		
D410,810	S *	6/1999	Lozier	D6/601
D419,818	S *	2/2000	McConnell et al.	D6/601
6,170,103	B1 *	1/2001	Wang et al.	5/636
6,176,549	B1	1/2001	Karash		
D468,573	S *	1/2003	Friend	D6/601
D469,585	S *	1/2003	LaCroix	D30/118
6,560,800	B1	5/2003	Draves		
7,360,266	B2	4/2008	Kasatshko		

D628,004 S * 11/2010 Moorefield D6/601
2007/0144538 A1 6/2007 Tweardy
2008/0028529 A1 2/2008 Abell

OTHER PUBLICATIONS

Website: <http://www.sitincomfort.com/obusformeseat1.html> (4 Pages) Printed Sep. 2008.

Website: http://home-solutions.hsn.com/memory-foam-lumbar-back-cushion-gray_pf-920159_xp.aspx?club_id=920159&sz=665&sf=HD0018&rdr=1&cm_mmc=Shopping%20Engine-_-Froogle-_-Home%20Decor-_-Memory%20Foam%20Lumbar%20Back%20Cushion%20Gray%202321661&cawelaid=144061255. (1 Page) Printed Sep. 2008.

Website: http://www.magellans.com/store/Gift_Ideas_Gifts_under_100IF809?Partner_ID=FRGL (1 Page) Printed Sep. 2008.

Website: <http://www.imakproducts.com/product.php?c=Orthopedic+Support&s=30124>. (1 Page) Printed Sep. 2008.

* cited by examiner

Primary Examiner — Mary Ann Calabrese

(74) *Attorney, Agent, or Firm* — Thomas, Kayden, Horstemeyer & Risley, LLP

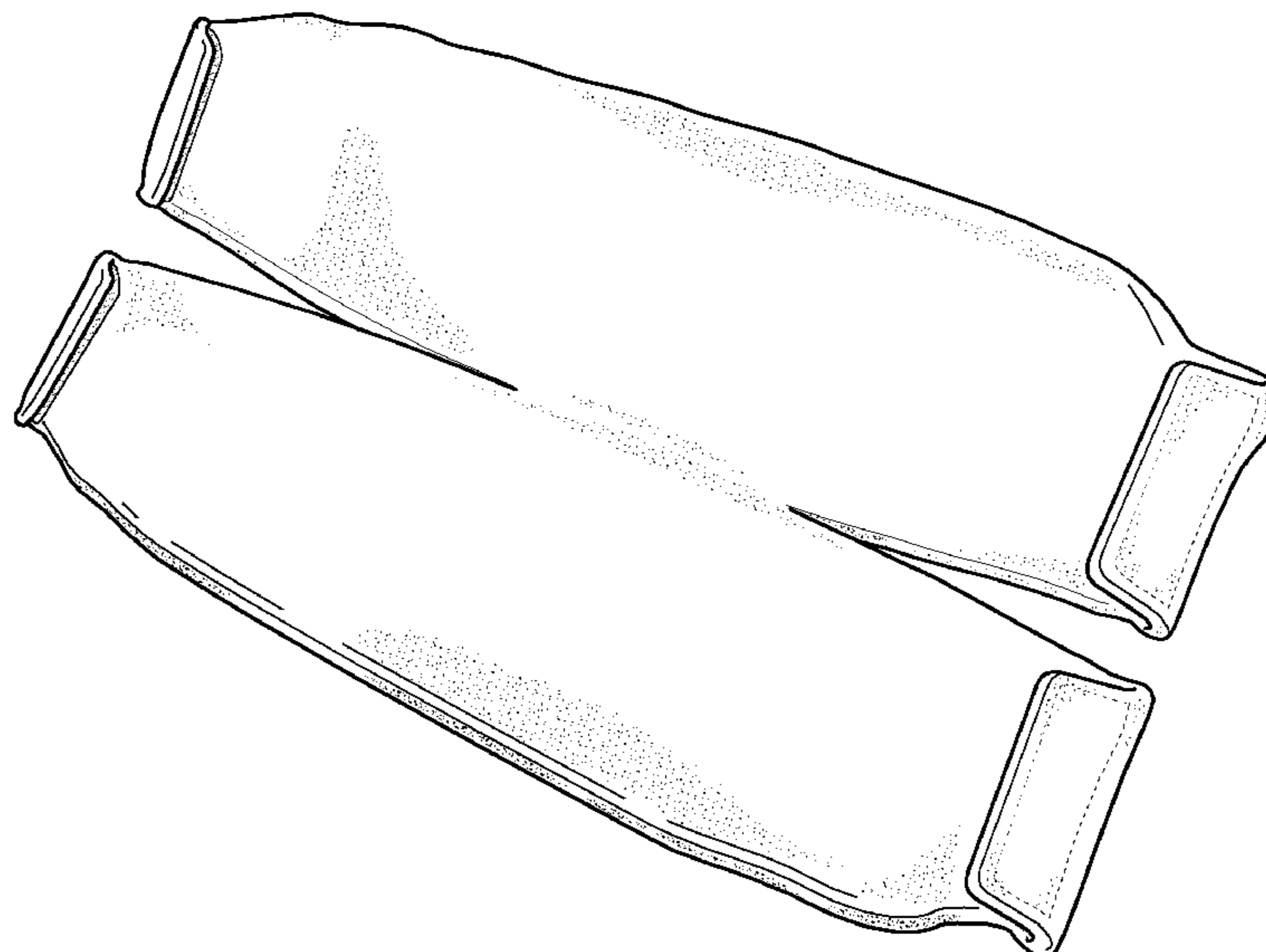
(57) **CLAIM**

The ornamental design for a back pad, as shown and described.

DESCRIPTION

FIG. 1 is a front perspective view showing our new back pad; FIG. 2 is a top view thereof; FIG. 3 is a left side view thereof; FIG. 4 is a right side view thereof; FIG. 5 is a front view thereof showing a strap elevated from behind; FIG. 6 is a back view thereof; FIG. 7 is a perspective view thereof with upper and lower parts affixed together; and, FIG. 8 is a rolled-up perspective view thereof. In the drawings, the broken lines represent stitching.

1 Claim, 6 Drawing Sheets



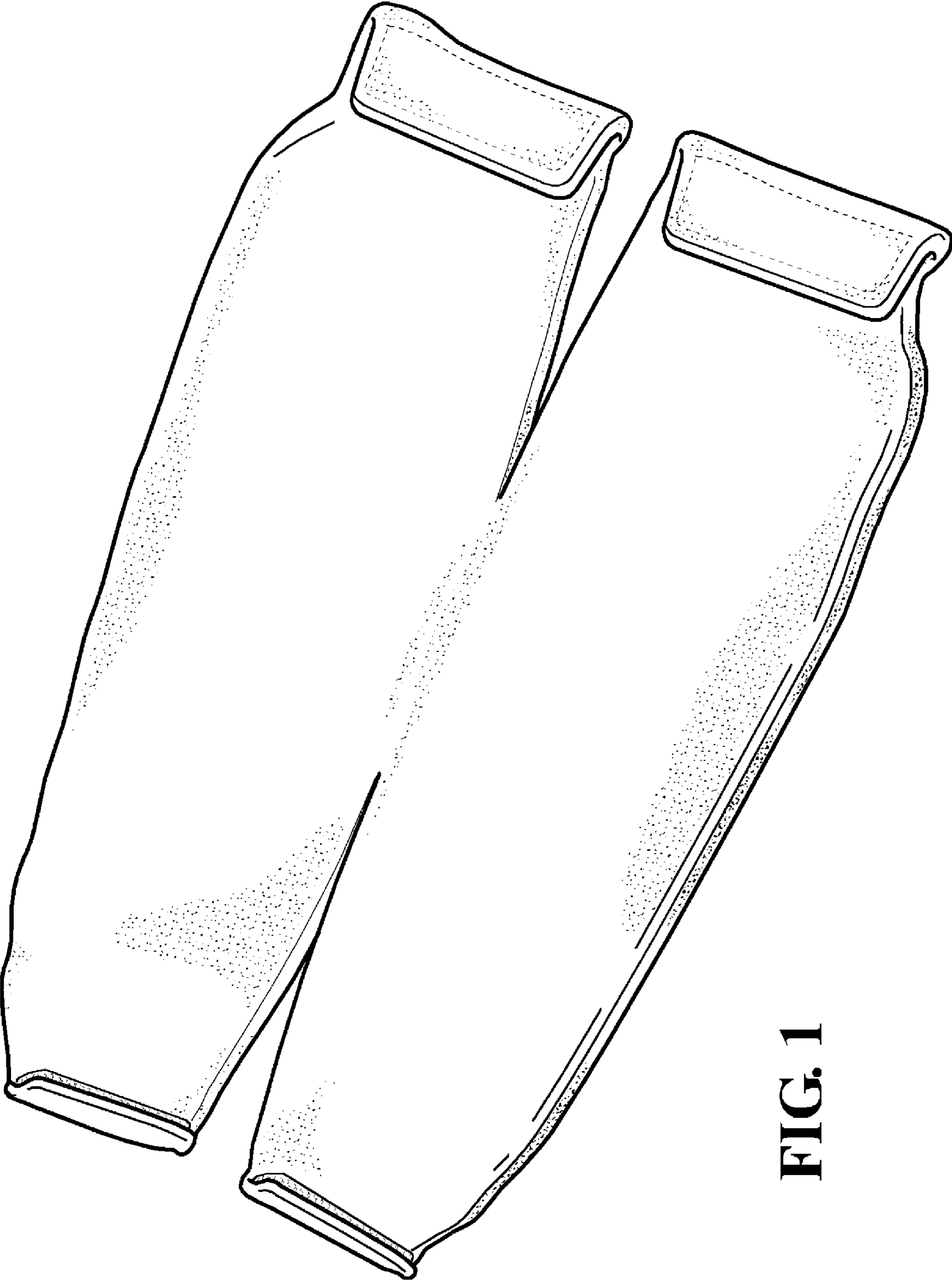


FIG. 1

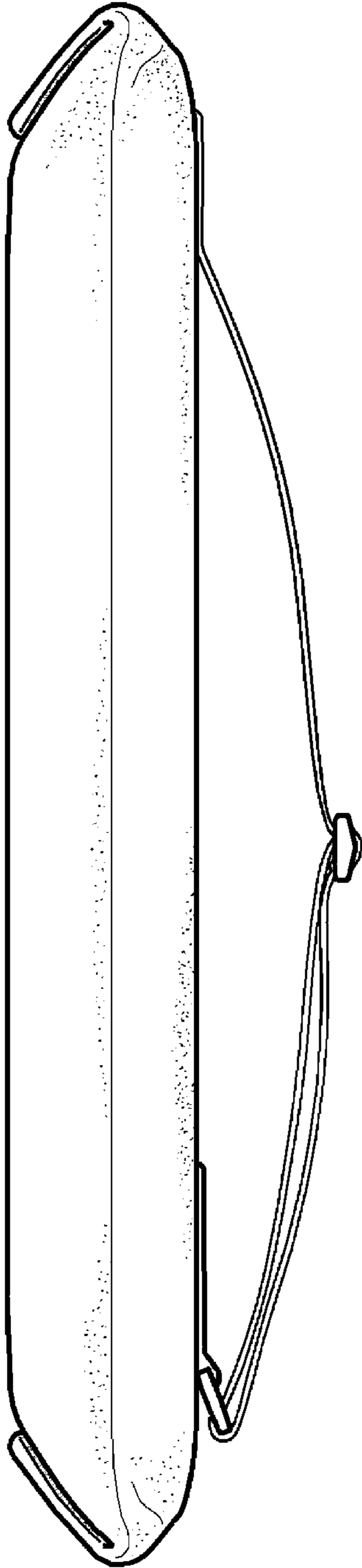


FIG. 2




FIG. 3

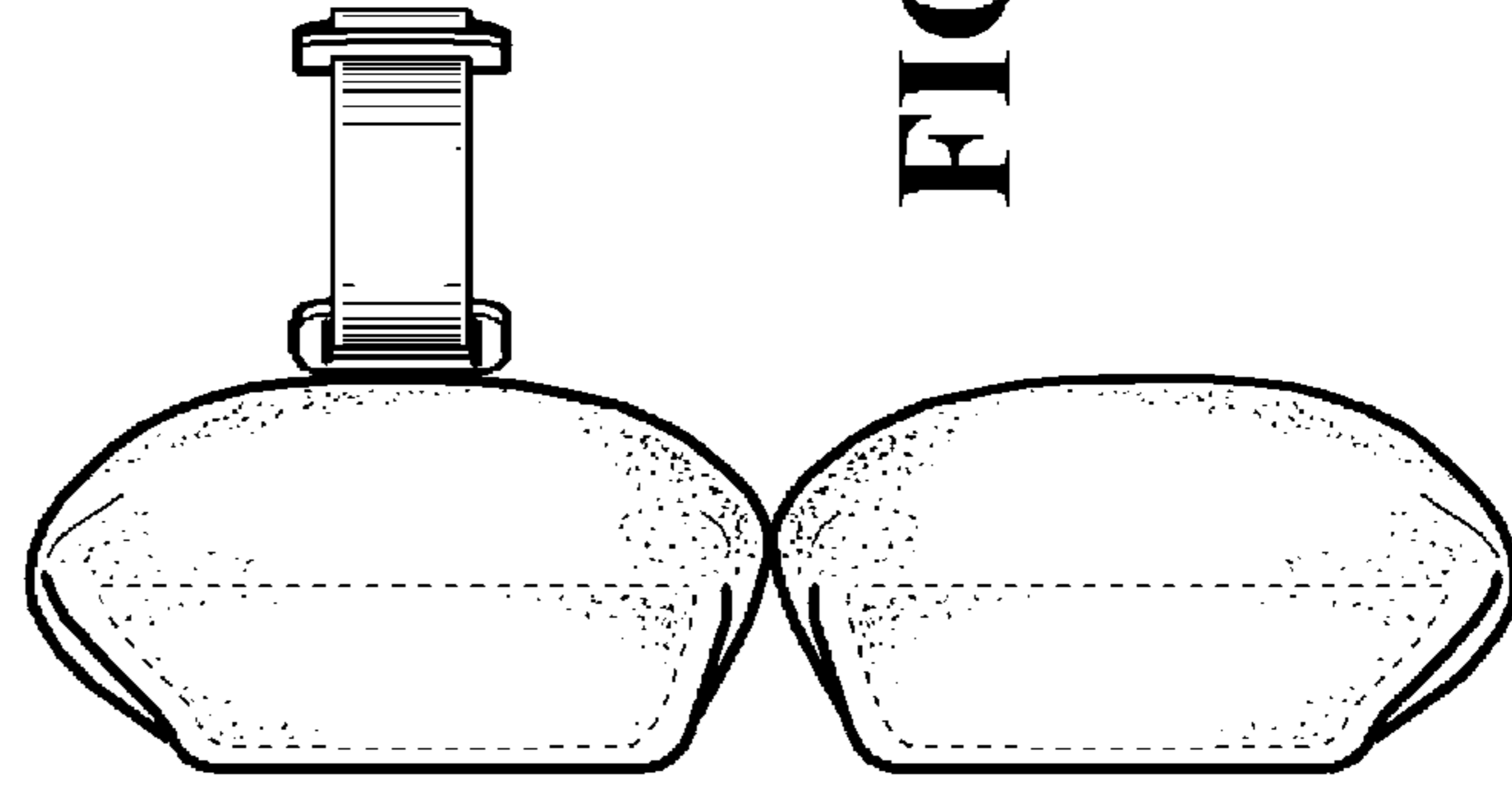


FIG. 4

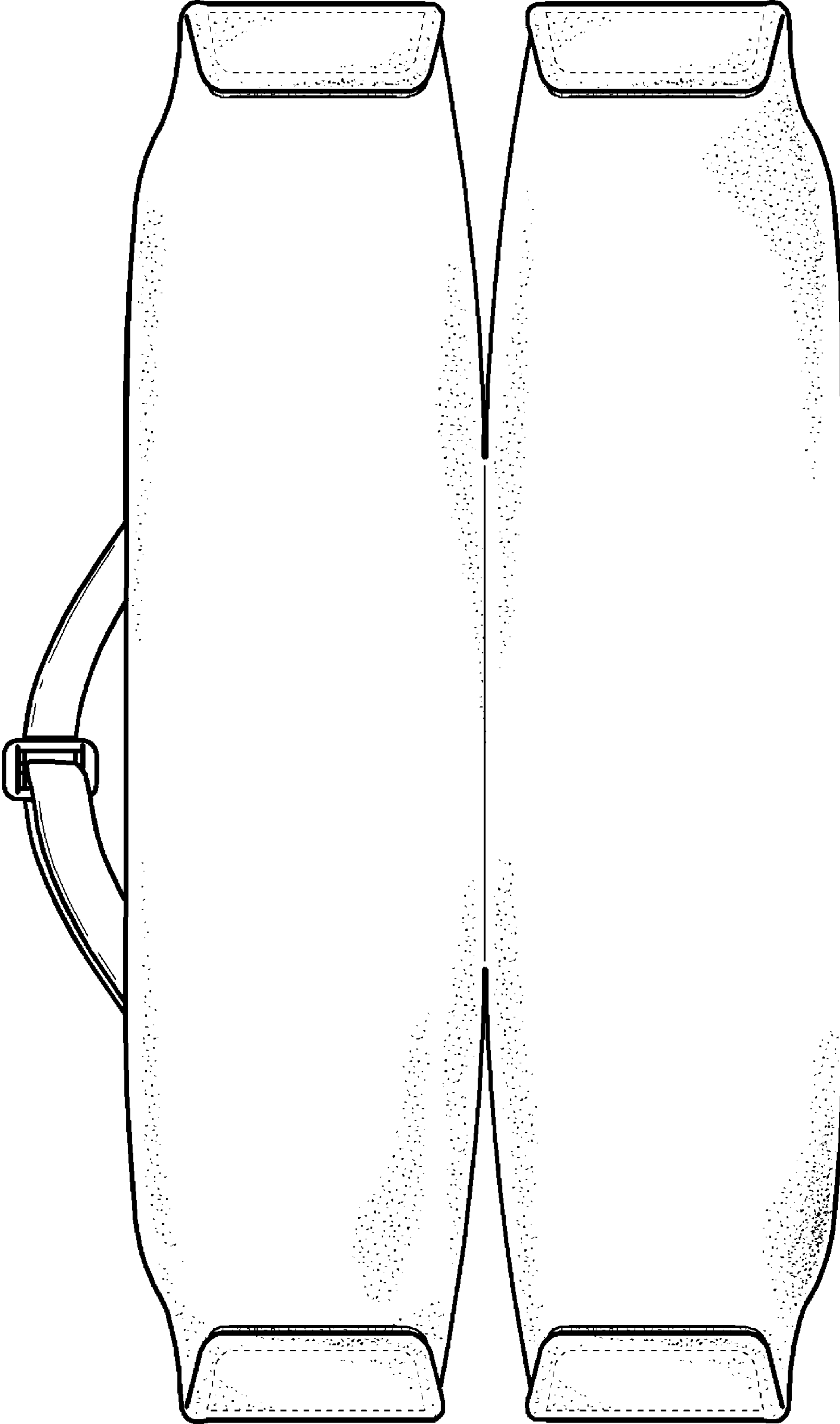


FIG. 5

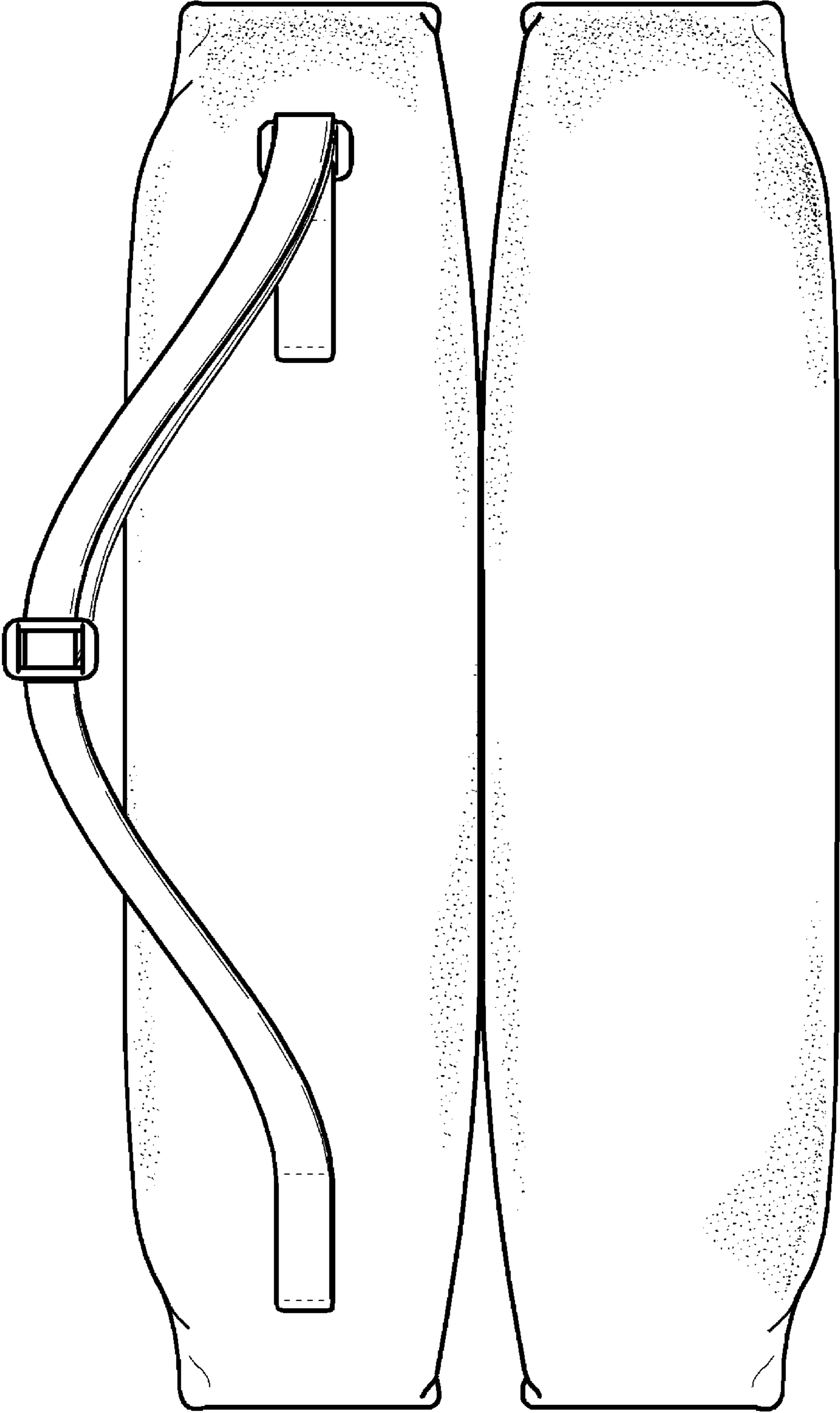


FIG. 6

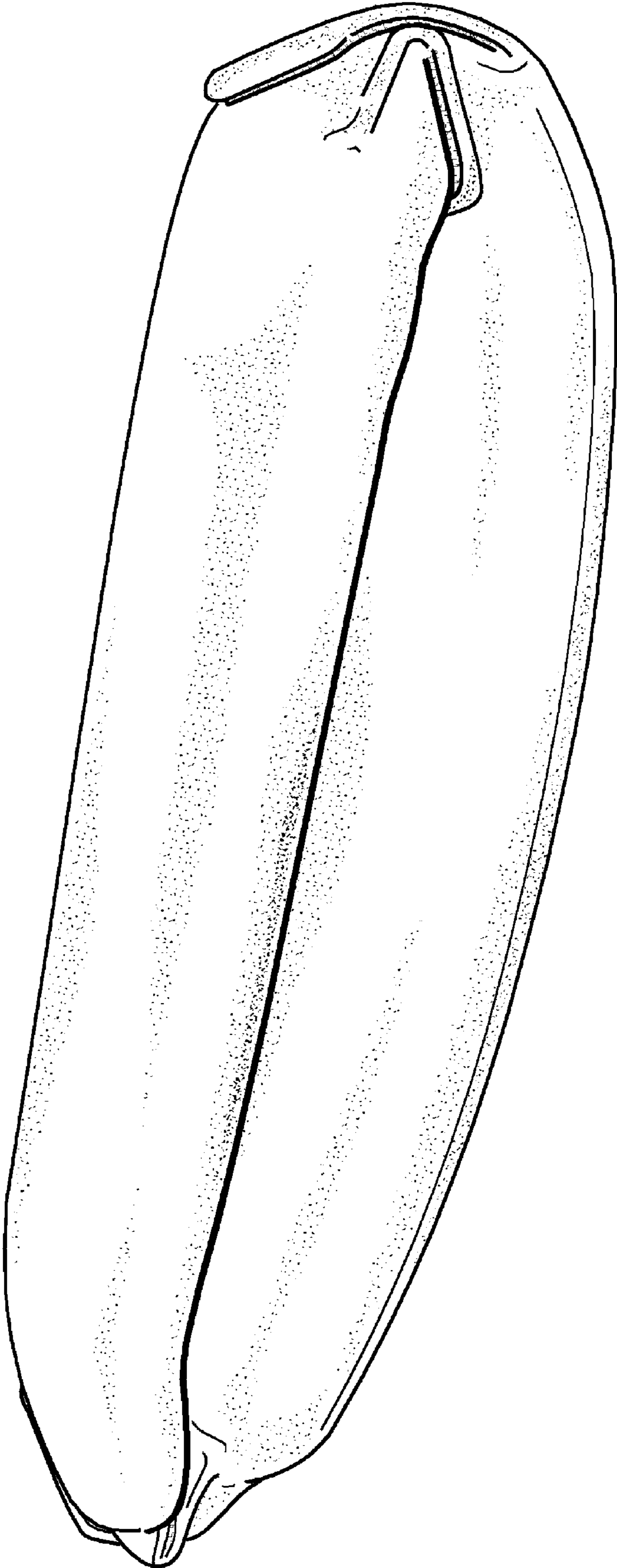


FIG. 7

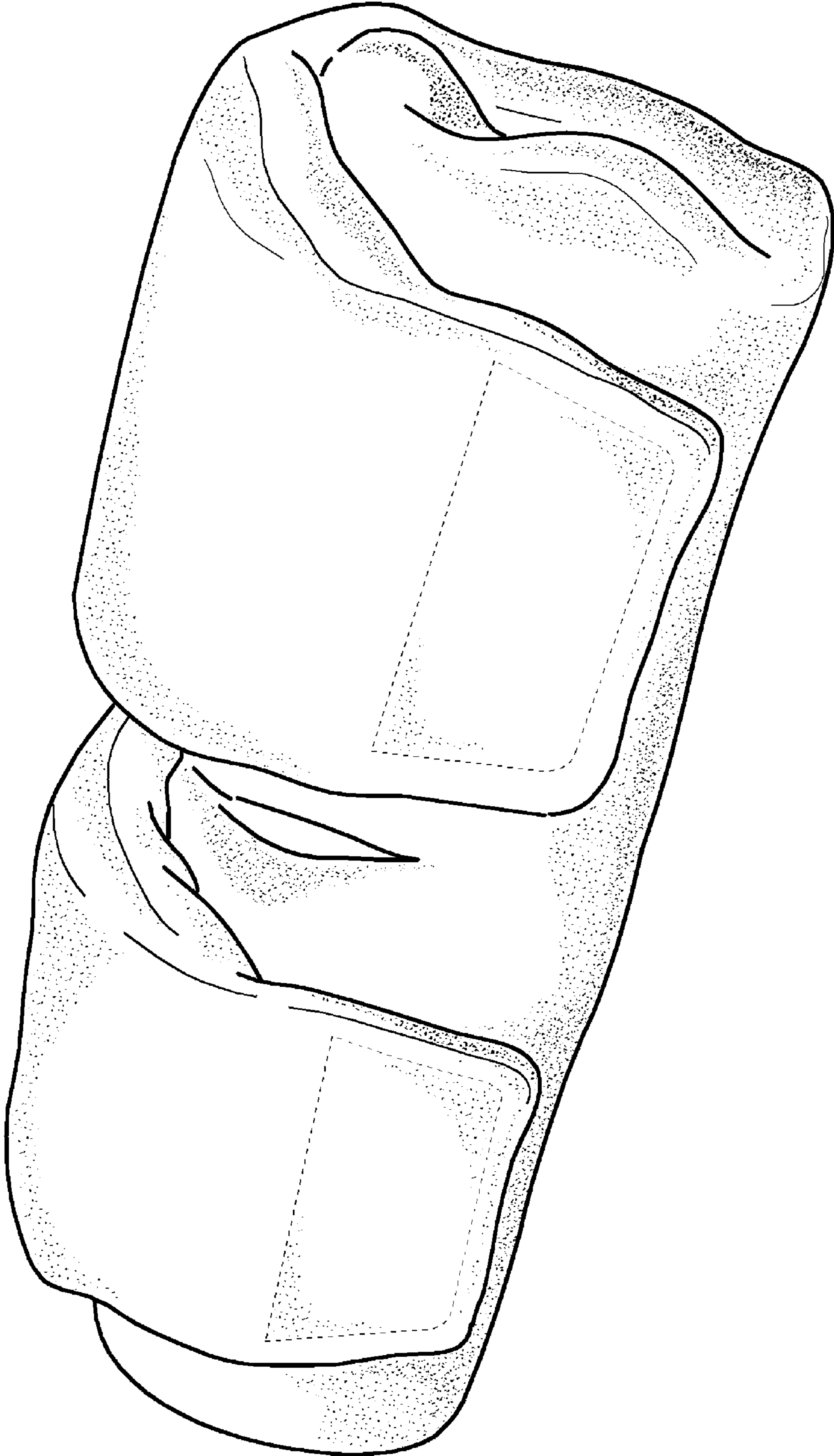


FIG. 8