



US00D637430S

(12) **United States Design Patent**
Nelson et al.

(10) **Patent No.:** **US D637,430 S**
(45) **Date of Patent:** **** May 10, 2011**

(54) **VERTICAL HANGING PLANTER**
(75) Inventors: **Miguel Eric Nelson**, Los Angeles, CA (US); **Sherry Lorraine Walsh**, Los Angeles, CA (US); **Rodney Lee Nelson**, Phoenix, AZ (US)

(73) Assignee: **Woolly Pocket Corporation**, Phoenix, AZ (US)

(**) Term: **14 Years**

(21) Appl. No.: **29/349,141**

(22) Filed: **Mar. 10, 2010**

(51) **LOC (9) Cl.** **11-02**

(52) **U.S. Cl.** **D6/558**

(58) **Field of Classification Search** D6/403-405, D6/556-558; D8/1; D11/143-156, 164; D19/77, 80, 81; D26/9-11, 16; D34/1, 2, D34/4-6; D99/5, 19; 47/32.4, 32.5, 32.7, 47/33, 41.01, 41.1, 41.11-41.15, 44-47, 47/65, 65.5, 65.9, 66.6, 66.7, 67-71

See application file for complete search history.

(56) **References Cited**

U.S. PATENT DOCUMENTS

3,225,805	A	12/1965	Wise	
3,872,621	A	3/1975	Greenbaum	
4,149,339	A	4/1979	Hall et al.	
D258,255	S *	2/1981	Peck	D6/556
4,713,909	A	12/1987	Roper et al.	
4,910,911	A	3/1990	Ahm	
5,005,760	A	4/1991	van den Hoogen	
5,101,594	A	4/1992	Ahm	
5,454,191	A	10/1995	Mayeda et al.	
D363,896	S	11/1995	Bergmann	
5,625,979	A	5/1997	Weder	
5,715,629	A	2/1998	Hawkins	
5,829,193	A	11/1998	Otake et al.	
6,058,651	A	5/2000	Perez	

6,182,395	B1	2/2001	Weder et al.	
6,185,904	B1	2/2001	Weder et al.	
6,298,601	B1	10/2001	Weder et al.	
6,643,978	B2	11/2003	Price	
7,047,691	B2	5/2006	Schneider et al.	
D541,933	S *	5/2007	White et al.	D11/146
D556,828	S *	12/2007	Pimentel	D19/77
D569,762	S *	5/2008	Nachumzon et al.	D11/143
D604,081	S *	11/2009	Nunes	D6/556
D618,526	S *	6/2010	Denicola	D8/1
2002/0104263	A1	8/2002	Chang	
2003/0044242	A1	3/2003	Chen	
2005/0166451	A1	8/2005	Stachnik	
2009/0107042	A1	4/2009	Nunes	

FOREIGN PATENT DOCUMENTS

JP 2000-069854 3/2000

* cited by examiner

Primary Examiner — Garth Rademaker

(74) *Attorney, Agent, or Firm* — Abelman, Frayne & Schwab

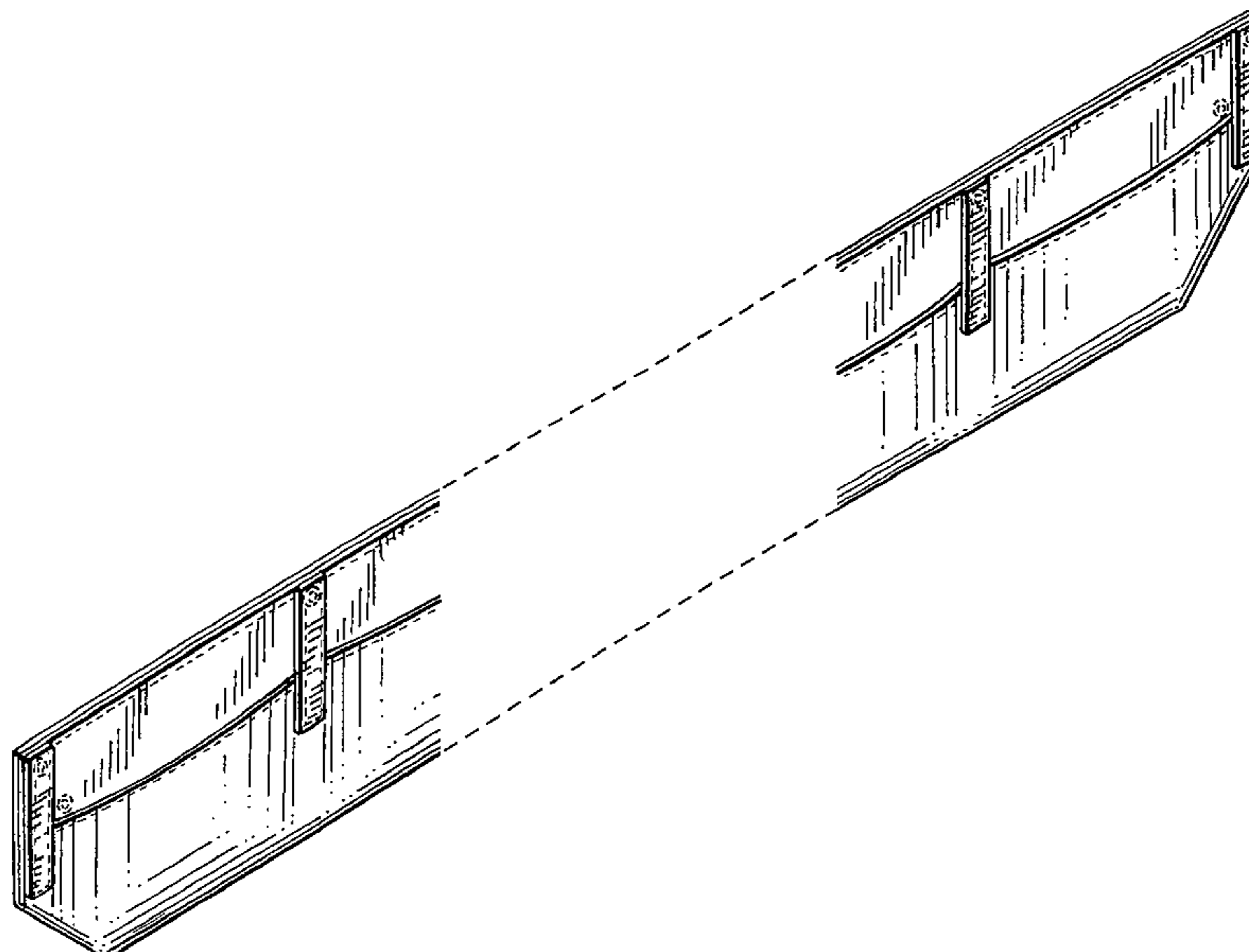
(57) **CLAIM**

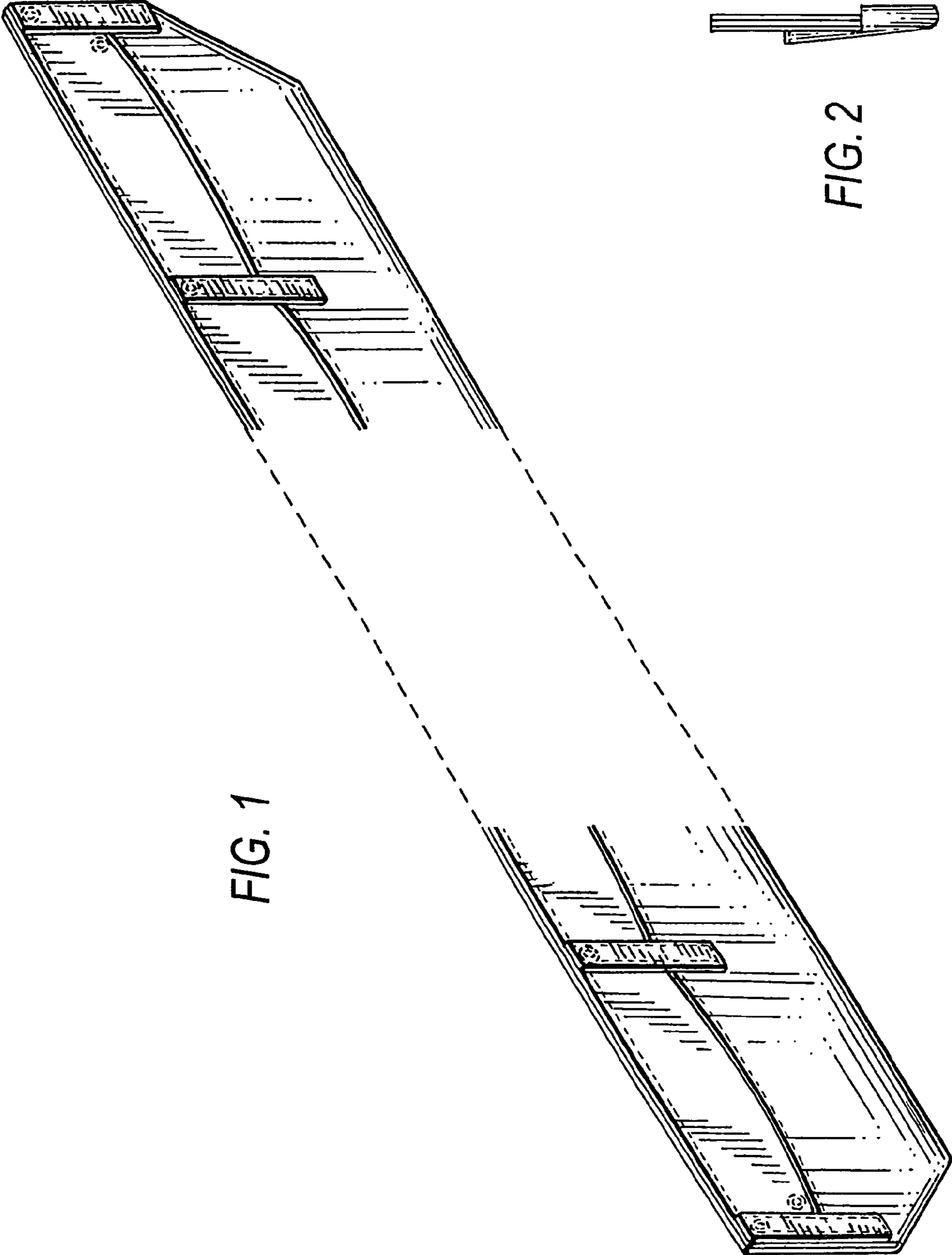
The ornamental design for a vertical hanging planter, as shown and described.

DESCRIPTION

FIG. 1 is a top, front, left side perspective view of a vertical hanging planter;
FIG. 2 is a right side elevational view thereof, the left side elevational view being a mirror image thereof;
FIG. 3 is a front elevational view thereof;
FIG. 4 is a top plan view thereof; and,
FIG. 5 is a bottom plan view thereof.
The broken lines showing structural features and environmental structure are included for the purpose of illustrating non-claimed subject matter and form no part of the claimed design.

1 Claim, 3 Drawing Sheets








FIG. 3

FIG. 4

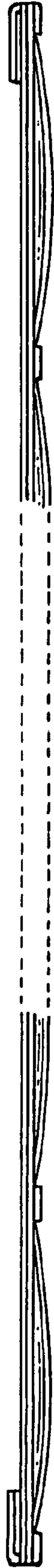


FIG. 5

