



US00D637421S

(12) **United States Design Patent**
Theisen et al.

(10) **Patent No.:** **US D637,421 S**

(45) **Date of Patent:** **** May 10, 2011**

(54) **DISPLAY FIXTURE**

(75) Inventors: **Jennifer A. Theisen**, Crystal, MN (US);
Jeffrey P. Pirro, Marcellus, NY (US);
Matthew W. Farrell, Syracuse, NY (US)

(73) Assignee: **Target Brands, Inc.**, Minneapolis, MN (US)

(**) Term: **14 Years**

(21) Appl. No.: **29/376,837**

(22) Filed: **Oct. 13, 2010**

(51) **LOC (9) Cl.** **06-06**

(52) **U.S. Cl.** **D6/478**

(58) **Field of Classification Search** D6/449,
D6/455, 457, 464, 470-472, 474-475, 477-479,
D6/567; 108/59, 108, 161; 312/107, 114;
211/59.4, 69, 134, 186-192

See application file for complete search history.

(56) **References Cited**

U.S. PATENT DOCUMENTS

2,787,382	A *	4/1957	Williams	108/157.13
2,998,107	A *	8/1961	Zimmerla	52/36.6
3,040,905	A *	6/1962	Gingher et al.	108/108
3,044,632	A *	7/1962	Schild	108/92
3,081,718	A *	3/1963	Shoffner	108/108
3,161,158	A *	12/1964	Lurey	108/2
3,511,193	A *	5/1970	Schild	108/152
3,640,389	A *	2/1972	Snyder	211/187
D243,891	S *	4/1977	Snyder	D6/431
D290,204	S *	6/1987	Bruget	D6/479
D294,090	S *	2/1988	Robertson	D6/478
4,785,946	A *	11/1988	Sorensen	211/187
4,919,282	A *	4/1990	Duff et al.	211/134
D318,585	S *	7/1991	Duff et al.	D6/479
D321,100	S *	10/1991	Dorrell	D6/468
D334,495	S *	4/1993	Bustos	D6/470
D336,803	S *	6/1993	Stoddard et al.	D6/476
D365,706	S *	1/1996	Campbell	D6/477
5,607,070	A *	3/1997	Hellyer	211/189
D393,160	S *	4/1998	Canton Gongora et al.	...	D6/449
D393,963	S *	5/1998	Mansour	D6/478

D395,561	S *	6/1998	Gongora et al.	D6/449
D427,457	S *	7/2000	Heiny et al.	D6/477
D430,758	S *	9/2000	Skrzelowski	D6/478
D433,253	S *	11/2000	Gingrich et al.	D6/479
D441,571	S *	5/2001	Heiny et al.	D6/477
D450,486	S	11/2001	Stafford et al.		
D486,673	S *	2/2004	Hessell	D6/474
D486,982	S *	2/2004	Hessell	D6/479
D547,569	S *	7/2007	Yan et al.	D6/474
D573,369	S *	7/2008	Sparkowski	D6/463
D576,426	S	9/2008	Yuen-Schat et al.		
D580,193	S *	11/2008	Sparkowski	D6/463
D584,078	S	1/2009	Weigand		
D586,152	S *	2/2009	Maki	D6/469
D589,279	S	3/2009	Stukenberg		
D591,531	S *	5/2009	Sparkowski	D6/464

(Continued)

Primary Examiner — Elizabeth A Albert

Assistant Examiner — Kelley A Donnelly

(74) *Attorney, Agent, or Firm* — Griffiths & Seaton PLLC


(57) **CLAIM**

The ornamental design for a display fixture, substantially as shown and described.

DESCRIPTION

FIG. 1 is a perspective view of a display fixture; FIG. 2 is a front elevation view thereof; FIG. 3 is a rear elevation view thereof; FIG. 4 is a left elevation view thereof; FIG. 5 is a right elevation view thereof; FIG. 6 is a top plan view thereof; FIG. 7 is a bottom plan view thereof; FIG. 8 is another perspective view thereof; and, FIG. 9 is another perspective shown without environment. The shelving units on both sides of the display fixture are symmetrical with respect to shape, configuration, and ornamental design. The broken lines showing is included for the purpose of illustrating environment and forms no part of the claimed design.

1 Claim, 9 Drawing Sheets



US D637,421 S

Page 2

U.S. PATENT DOCUMENTS

D593,775 S *	6/2009	Singler et al.	D6/449	D609,510 S	2/2010	Stafford et al.	
D607,669 S *	1/2010	Trinh et al.	D6/477	D622,083 S *	8/2010	Linder	D6/454
D607,670 S *	1/2010	Trinh et al.	D6/478	D631,679 S *	2/2011	Woelfel	D6/474

* cited by examiner




FIG. 1

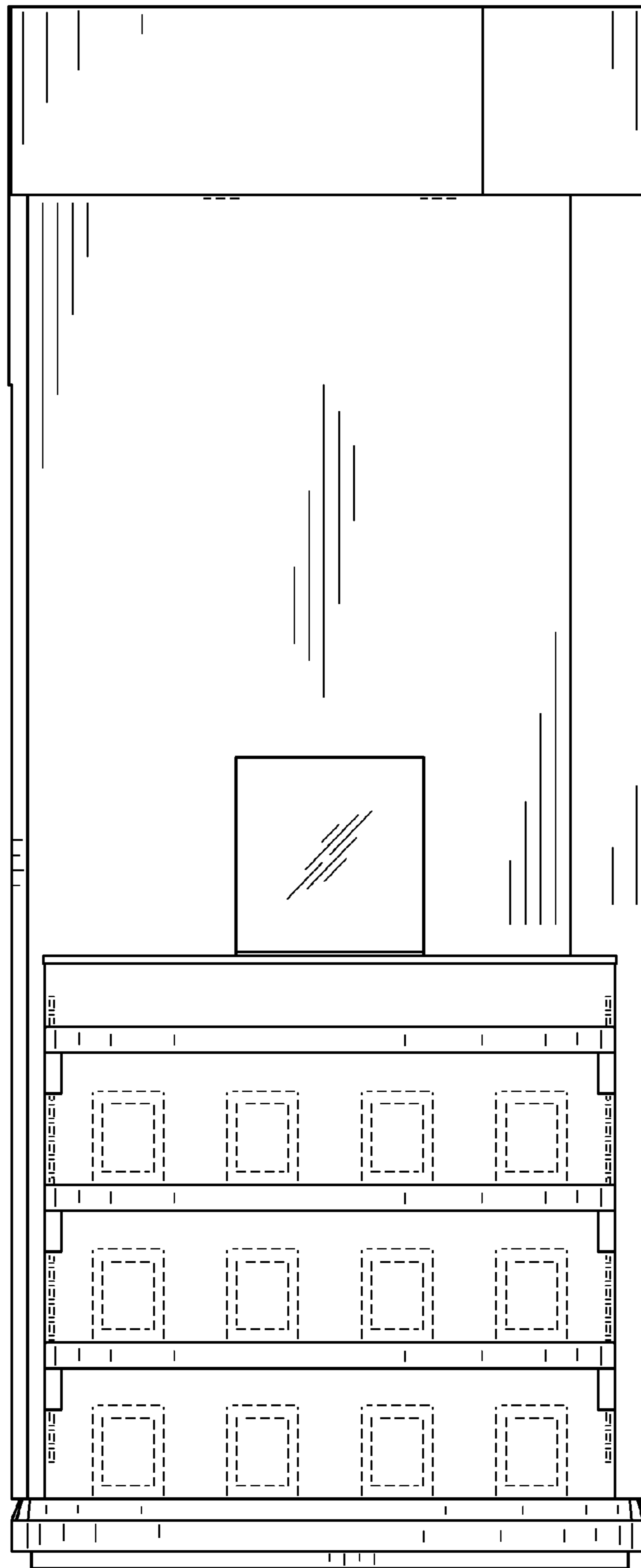


FIG. 2

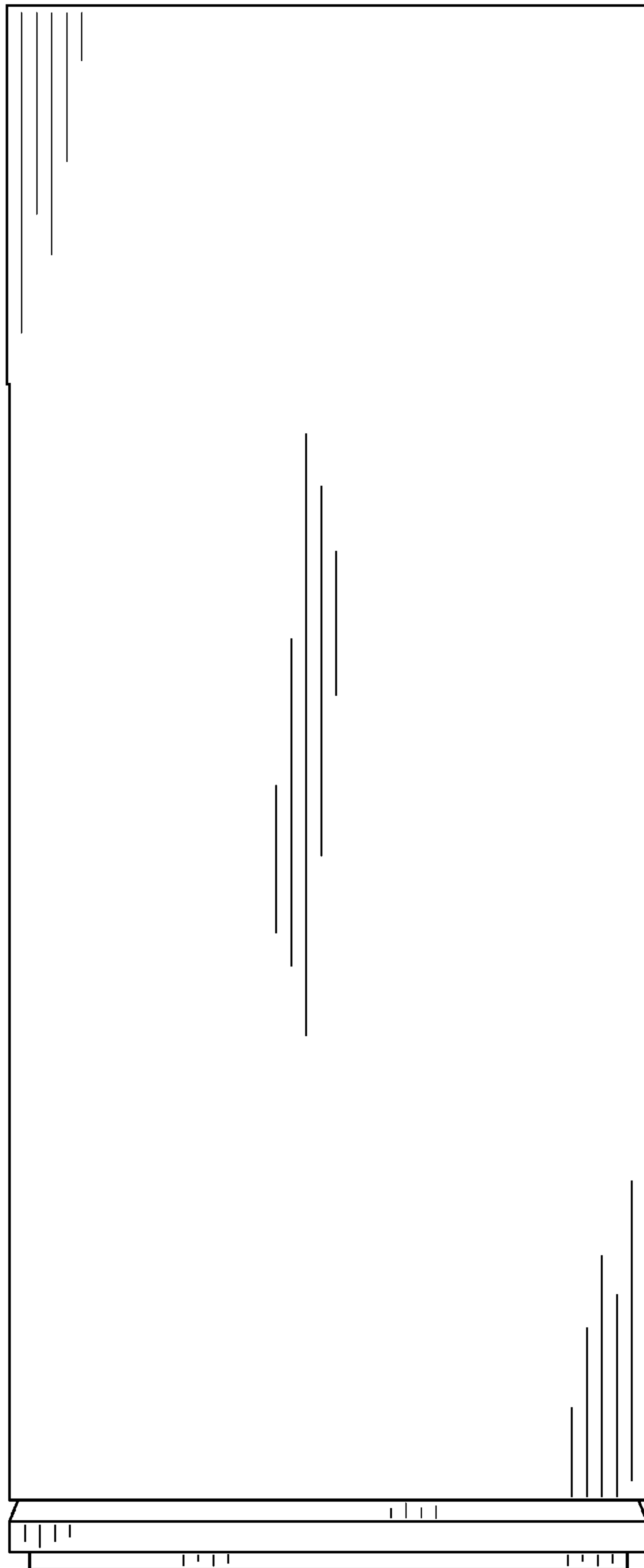


FIG. 3

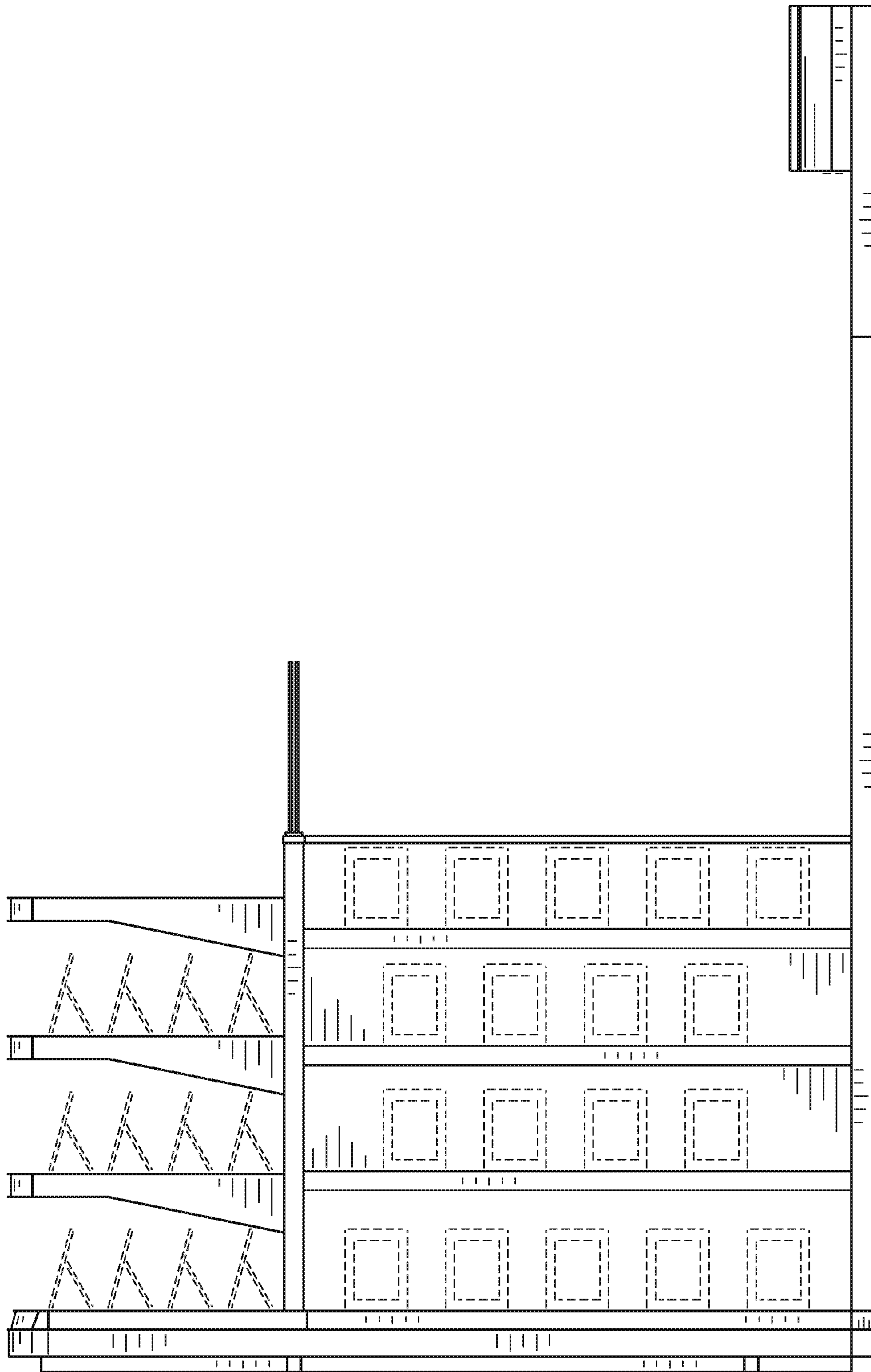


FIG. 4

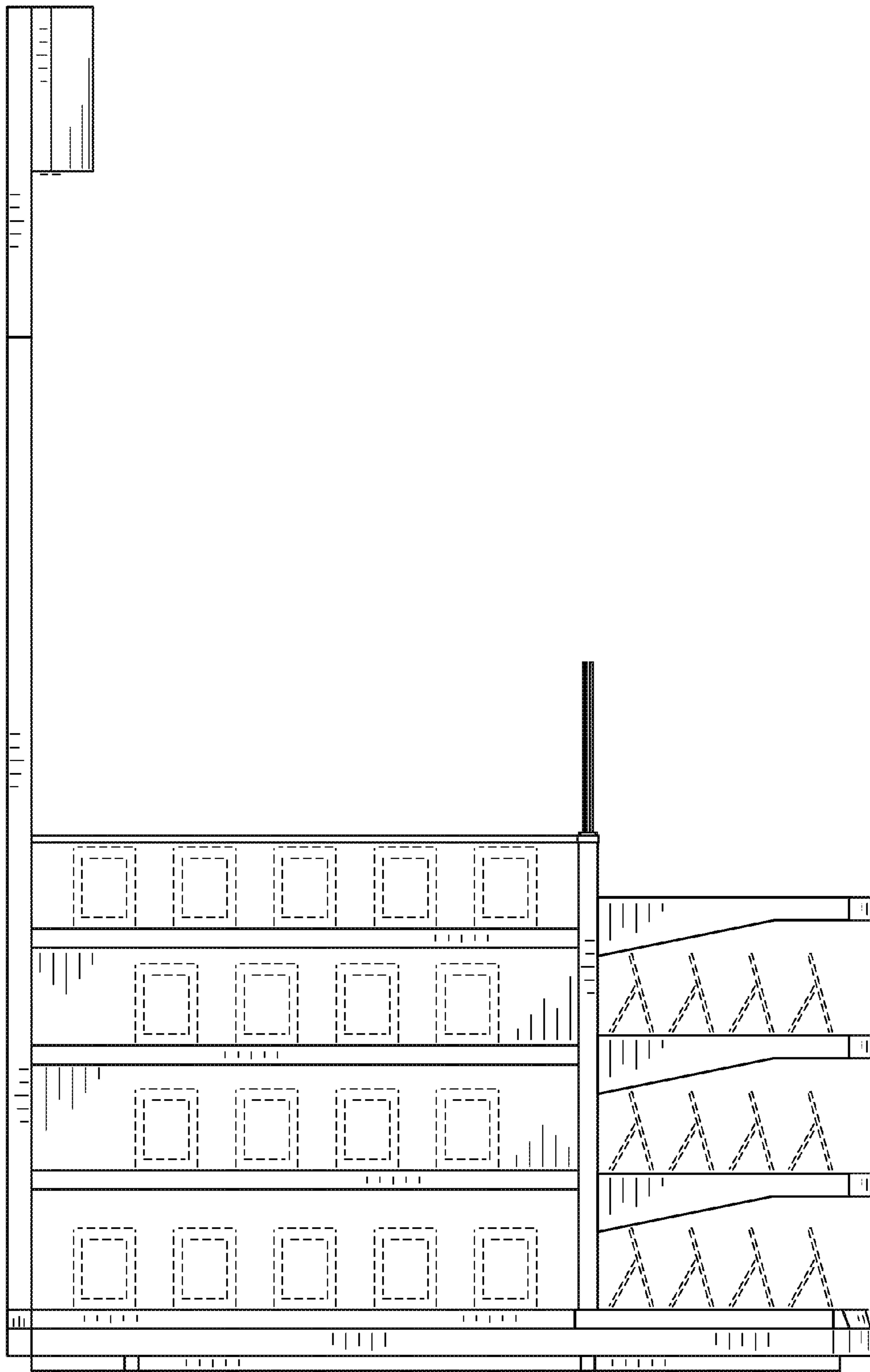


FIG. 5

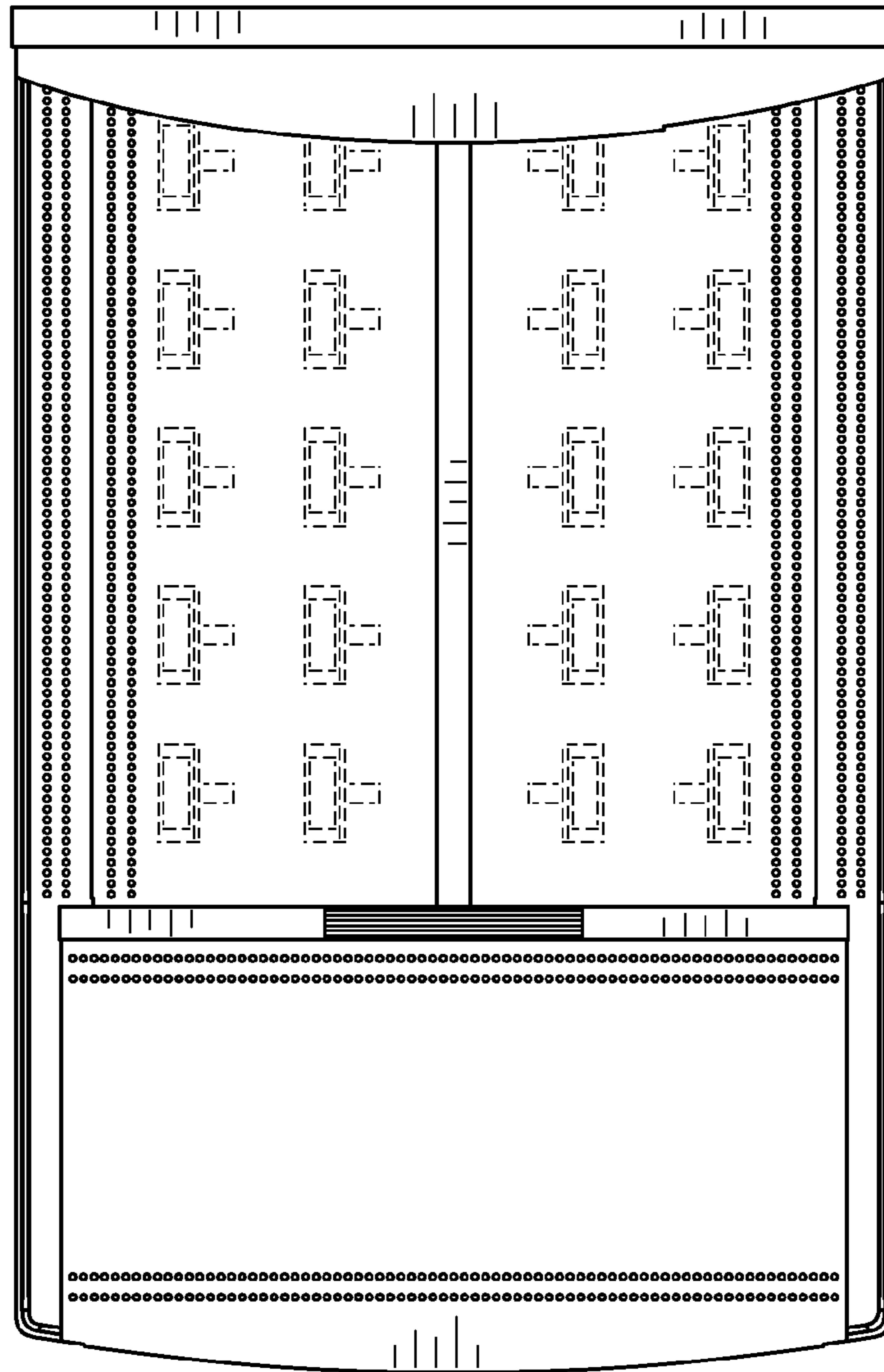


FIG. 6

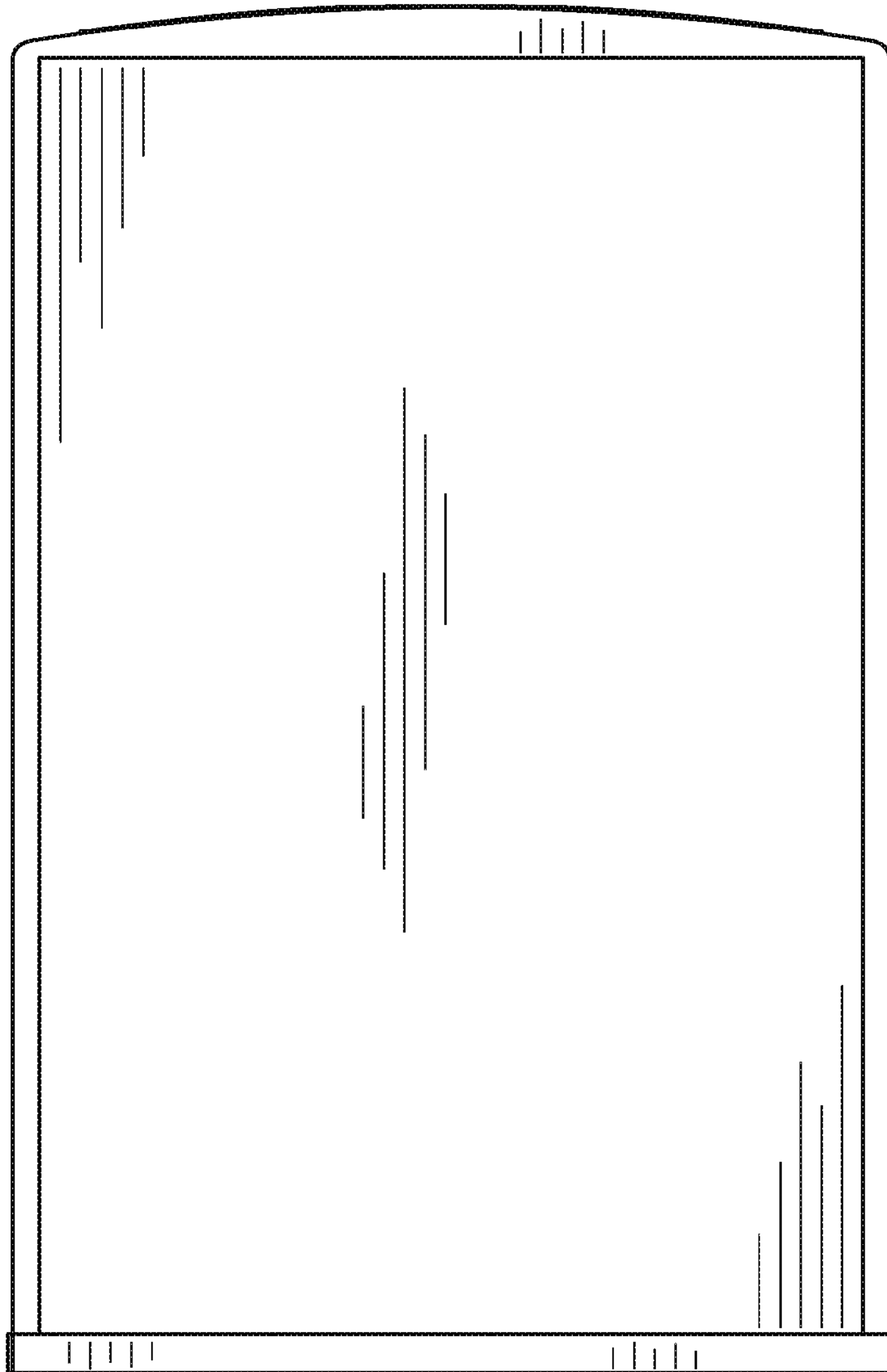


FIG. 7




FIG. 8




FIG. 9