



US00D637401S

(12) **United States Design Patent**
Pusch et al.

(10) **Patent No.:** **US D637,401 S**
(45) **Date of Patent:** **** May 10, 2011**

(54) **TOOTHBRUSH HANDLE**

(Continued)

(75) Inventors: **Michaela Pusch**, Usingen (DE); **Bjoern Kling**, Glashuetten (DE); **Andreas Birk**, Kronberg (DE); **Lucy Abigail Zimmermann**, Kronberg (DE); **Casey Joseph Gustafson**, Iowa City, IA (US); **Todd Christopher Borgerson**, Mason, OH (US)

(73) Assignee: **Braun GmbH**, Kronberg (DE)

(**) Term: **14 Years**

(21) Appl. No.: **29/356,934**

(22) Filed: **Mar. 4, 2010**

Related U.S. Application Data

(62) Division of application No. 29/289,671, filed on Jul. 27, 2007, now Pat. No. Des. 612,613.

(51) **LOC (9) Cl.** **04-02**

(52) **U.S. Cl.** **D4/104**

(58) **Field of Classification Search** D4/101, D4/104-112, 134, 136, 138; D24/152; 15/110, 15/143.1, 167.1, 167.2; 132/308-311; 601/139, 601/141; 606/161; 16/430, 431

See application file for complete search history.

(56) **References Cited**

U.S. PATENT DOCUMENTS

1,002,468	A	9/1901	Strangman
726,727	A	4/1903	Mills
1,125,532	A	1/1915	Himmel
1,817,585	A	8/1931	Samuel
1,892,068	A	12/1932	Metzler
2,218,072	A	10/1940	Runnels

(Continued)

FOREIGN PATENT DOCUMENTS

DE 857128 11/1952

OTHER PUBLICATIONS

WIPO DM/063531 Industrial Design Application, (Radovic Vido), Jun. 30, 2003, [online], [retrieved on Sep. 25, 2009] Retrieved from the Hague Express Database of the WIPO Intellectual Property Digital Library using the Internet: <URL: http://www.wipo.int>.*

Primary Examiner — Melanie H Tung

Assistant Examiner — Lavone D Tabor

(74) *Attorney, Agent, or Firm* — George H. Leal

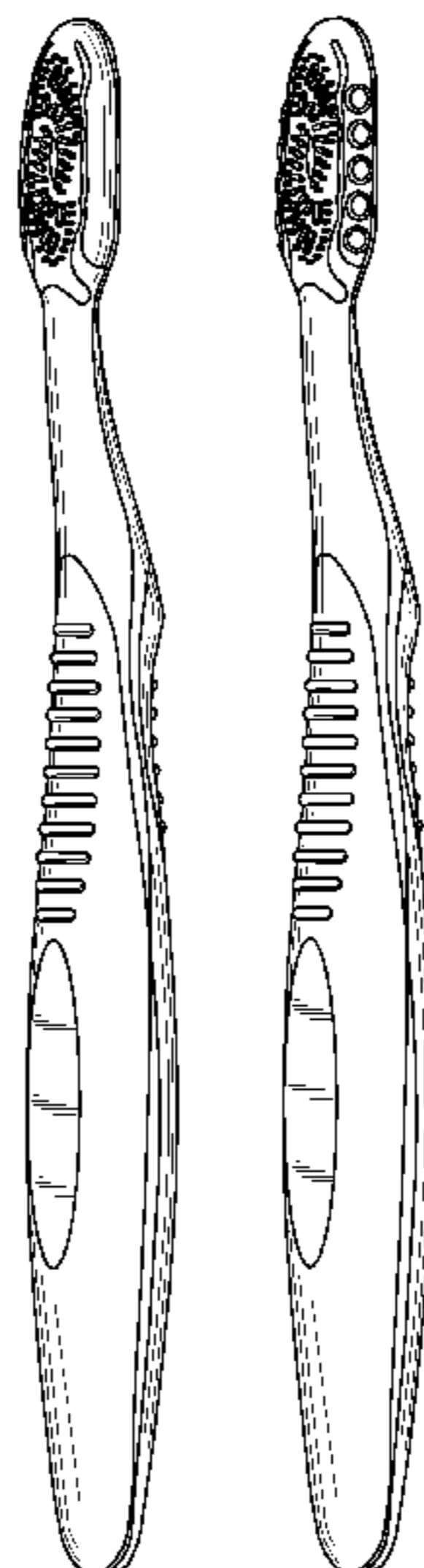
(57) **CLAIM**

The ornamental design for a toothbrush handle, as shown and described.

DESCRIPTION

FIG. 1 is a rear and left side perspective view of a first embodiment of a toothbrush handle showing our new design; FIG. 2 is a left side view of the toothbrush handle of FIG. 1; FIG. 3 is a right side view of the toothbrush handle of FIG. 1; FIG. 4 is a front view of the toothbrush handle of FIG. 1; FIG. 5 is a rear view of the toothbrush handle of FIG. 1; FIG. 6 is a top view of the toothbrush handle of FIG. 1; FIG. 7 is a bottom view of the toothbrush handle of FIG. 1; FIG. 8 is a rear and left side perspective view of a second embodiment of the toothbrush handle showing our new design; FIG. 9 is a left side view of the toothbrush handle of FIG. 8; FIG. 10 is a right side view of the toothbrush handle of FIG. 8; FIG. 11 is a front view of the toothbrush handle of FIG. 8; FIG. 12 is a rear view of the toothbrush handle of FIG. 8; FIG. 13 is a top view of the toothbrush handle of FIG. 8; and, FIG. 14 is a bottom view of the toothbrush handle of FIG. 8. The dashed lines represent the bounds of the claimed design and form no part thereof.

1 Claim, 8 Drawing Sheets



US D637,401 S

Page 2

U.S. PATENT DOCUMENTS

2,418,485 A 4/1947 Shipley
4,299,208 A 11/1981 Blanc
5,802,656 A 9/1998 Dawson et al.
D415,352 S 10/1999 Beals et al.
5,970,564 A 10/1999 Inns et al.
D419,773 S 2/2000 Beals et al.
D440,048 S 4/2001 Beals et al.
6,234,798 B1 5/2001 Beals et al.
6,254,390 B1 7/2001 Wagner
6,308,367 B1 10/2001 Beals et al.
6,352,313 B1 3/2002 Wilson et al.
6,513,182 B1 2/2003 Calabrese et al.
D477,465 S 7/2003 Reilly et al.
6,886,207 B1 5/2005 Solanki
7,143,462 B2 12/2006 Hohlbein

D549,459 S * 8/2007 Crossman D4/104
D549,462 S * 8/2007 Blanchard et al. D4/106
D549,965 S * 9/2007 Wong D4/104
D582,162 S * 12/2008 Moskovich D4/108
7,480,955 B2 * 1/2009 Hohlbein et al. 15/111
2004/0255416 A1 12/2004 Hohlbein
2008/0201884 A1 * 8/2008 Vazquez et al. 15/167.1

FOREIGN PATENT DOCUMENTS

EP 1034721 A1 9/2000
EP 1308108 A1 5/2003
GB 2391462 A 2/2004
JP 2001314232 A 11/2001
JP 2002142867 A 5/2002

* cited by examiner

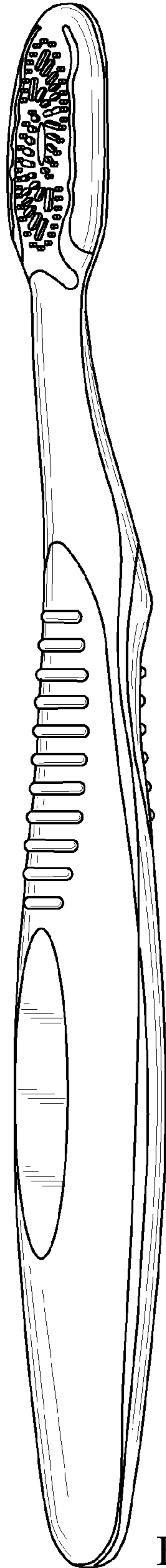


Fig. 1

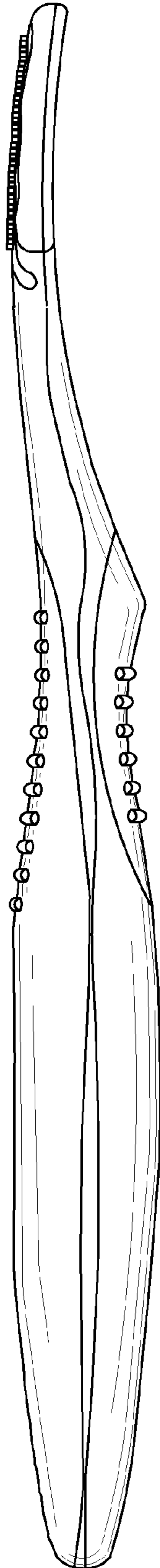


Fig. 2

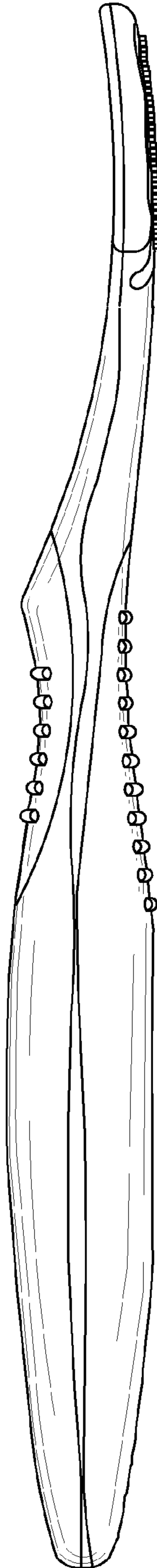


Fig. 3

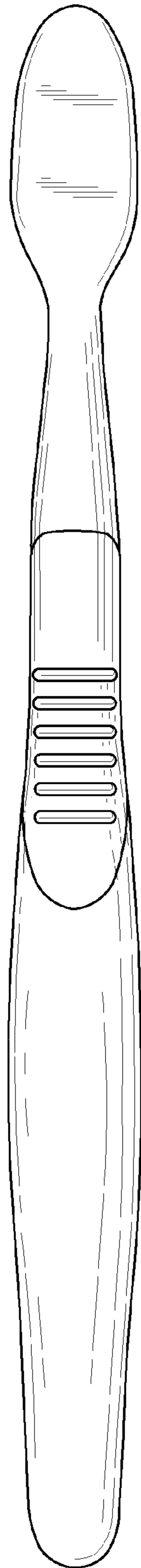


Fig. 4

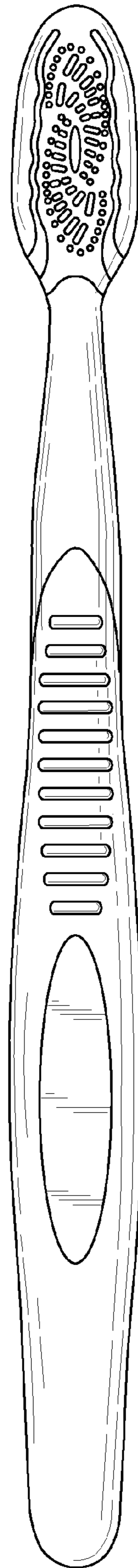


Fig. 5




Fig. 6

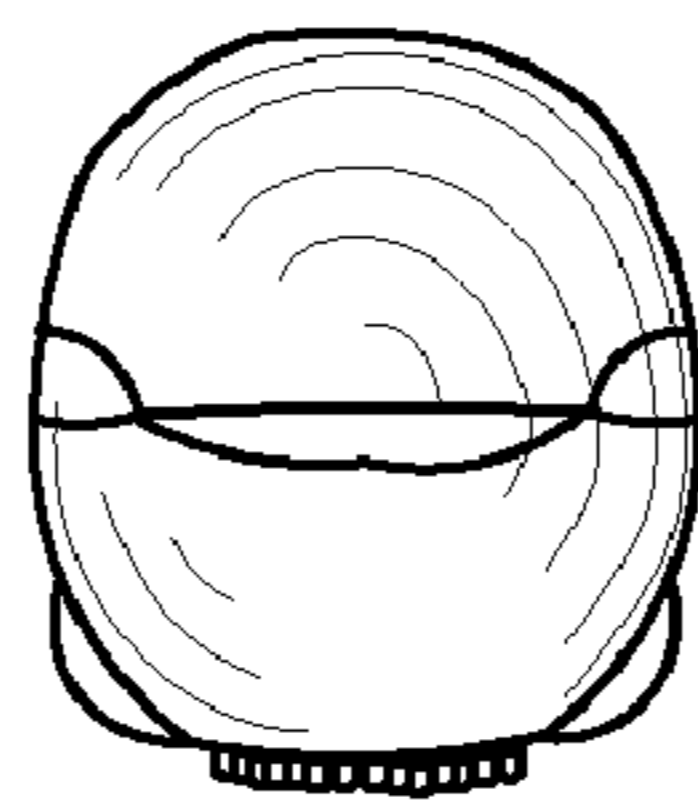


Fig. 7

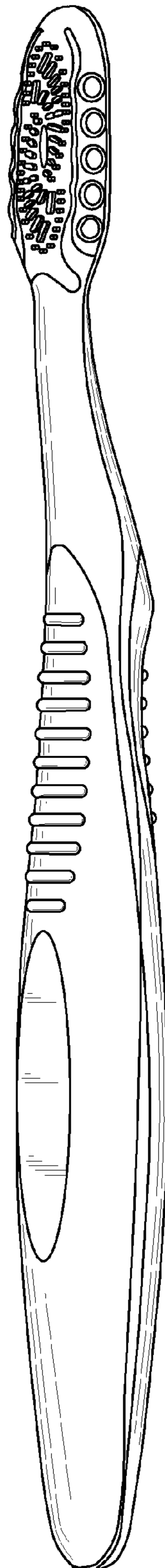


Fig. 8

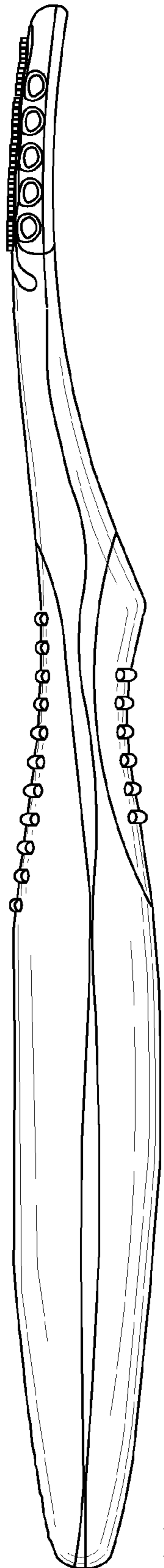


Fig. 9

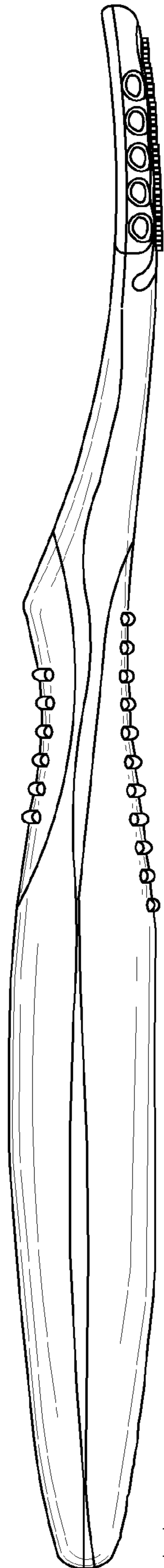


Fig. 10

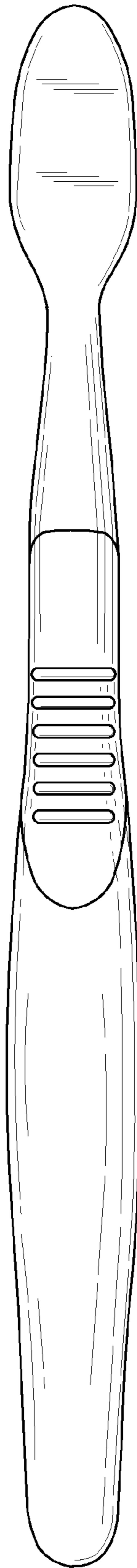


Fig. 11

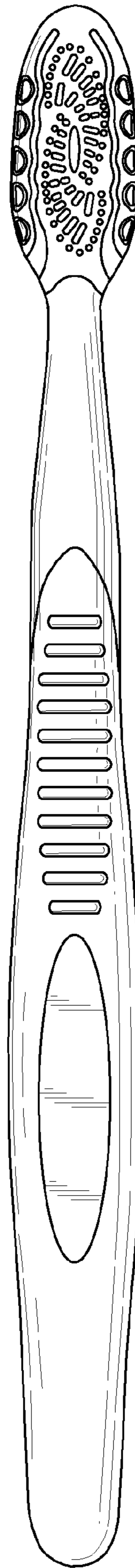


Fig. 12




Fig. 13

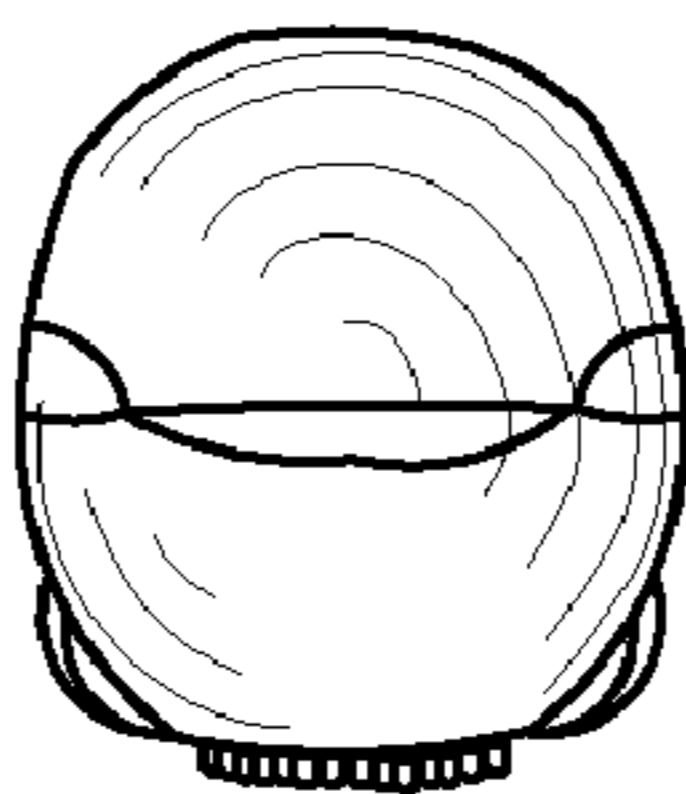


Fig. 14