



US00D637395S

(12) **United States Design Patent**
Patascher

(10) **Patent No.:** **US D637,395 S**

(45) **Date of Patent:** **** May 10, 2011**

(54) **BRIEFCASE/CARRYING CASE**
(75) **Inventor:** **Steven Patascher**, Phoenix, AZ (US)
(73) **Assignee:** **Steven Patascher**, Phoenix, AZ (US)
(**) **Term:** **14 Years**

D378,710 S * 4/1997 Christou D3/234
D482,523 S * 11/2003 Friou D3/226
D584,051 S * 1/2009 Patascher D3/271.3
D591,501 S * 5/2009 Perkowski D3/234
D592,396 S * 5/2009 Everidge D3/238
D617,095 S * 6/2010 Braccialini D3/238
D629,605 S * 12/2010 Traiger D3/234

* cited by examiner

(21) **Appl. No.:** **29/315,407**

Primary Examiner — Susan Bennett Hattan

(22) **Filed:** **Jul. 17, 2009**

Assistant Examiner — Barbara Lohr

(51) **LOC (9) Cl.** **03-01**

(52) **U.S. Cl.** **D3/234**

(58) **Field of Classification Search** D3/226,
D3/235, 232-234, 238, 240-248, 271.3, 318,
D3/324; 150/100, 103-110, 113, 114, 118,
150/119; D6/351, 434; D9/600, 624; D14/143,
D14/207, 232; 206/457

See application file for complete search history.

(57) **CLAIM**

The ornamental design for a briefcase/carrying case, as shown.

(56) **References Cited**

DESCRIPTION

U.S. PATENT DOCUMENTS


D370,777 S * 6/1996 Dahlke D3/234
D372,357 S * 8/1996 Woods D3/235

FIG. 1 Perspective view of a briefcase/carrying case showing my new design.

FIG. 2 Front elevation view, thereof; and,

FIG. 3 Side elevation view, thereof.

1 Claim, 2 Drawing Sheets



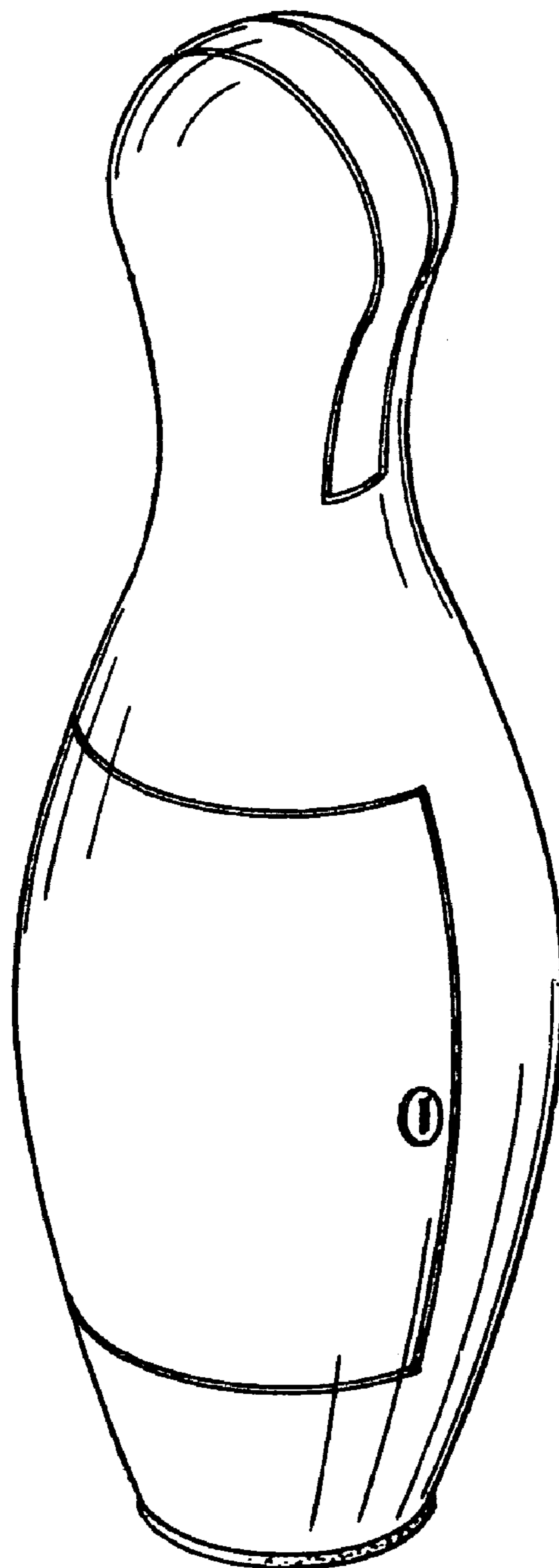


FIG. 1

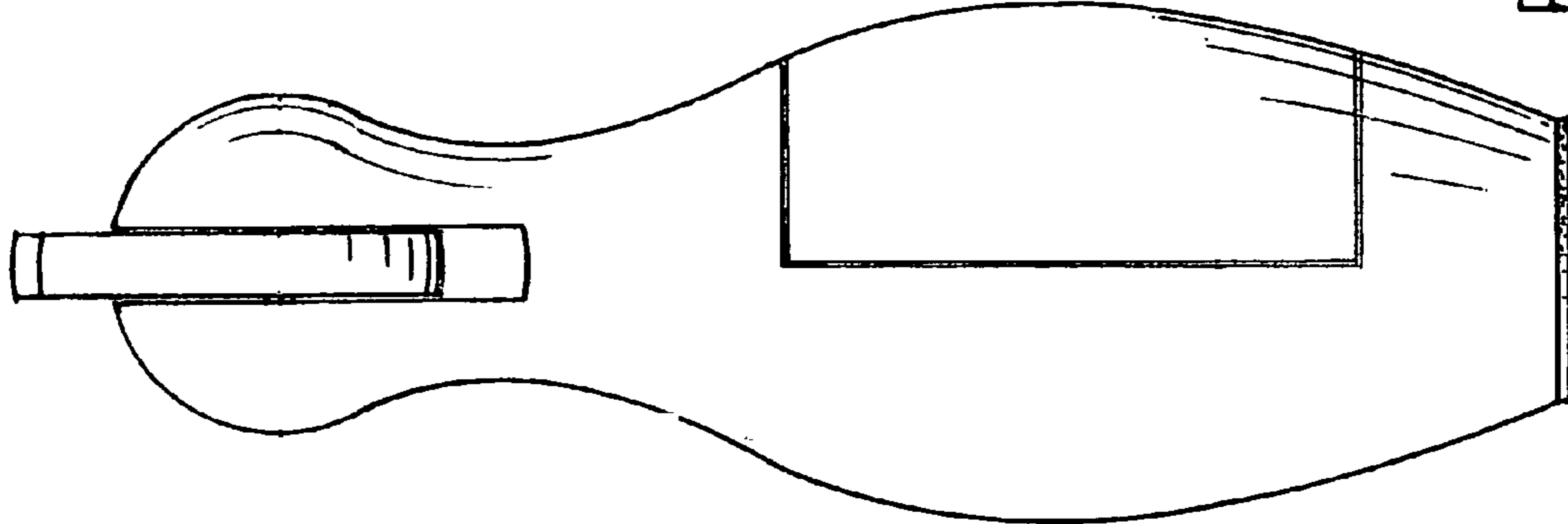


FIG. 3

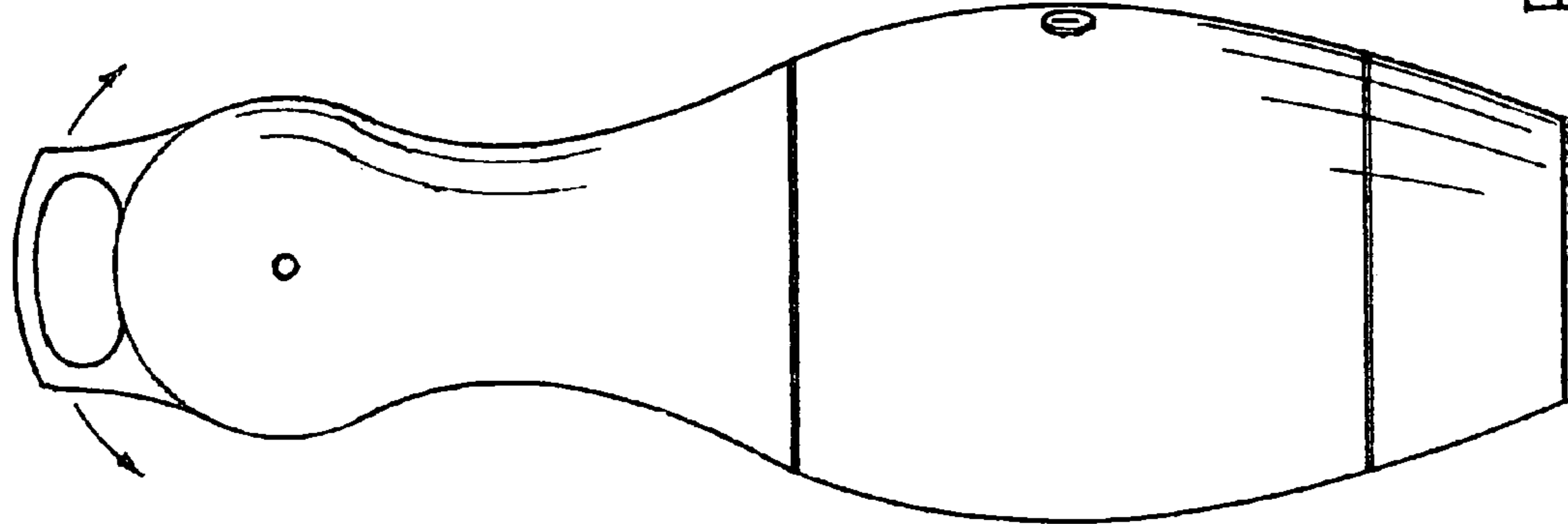


FIG. 2